



# Messages and Problem Determination





# Messages and Problem Determination

**Note**

Before using this information and the product it supports, read the information in “Notices” on page 219.

This edition applies to Version 5.2 of the CICS VSAM Recovery for z/OS, program number 5655-Y24, and to all subsequent releases and modifications until otherwise indicated in new editions.

© **Copyright IBM Corporation 1991, 2014.**

US Government Users Restricted Rights – Use, duplication or disclosure restricted by GSA ADP Schedule Contract with IBM Corp.

---

# Contents

<b>Figures . . . . .</b>	<b>v</b>
--------------------------	----------

<b>Tables . . . . .</b>	<b>vii</b>
-------------------------	------------

<b>About this document . . . . .</b>	<b>ix</b>
--------------------------------------	-----------

Terminology . . . . .	ix
-----------------------	----

<b>Summary of Changes . . . . .</b>	<b>xiii</b>
-------------------------------------	-------------

Changes for Version 5 Release 2 . . . . .	xiii
Changes for Version 5 Release 1 . . . . .	xiv
Changes for Version 4 Release 3 . . . . .	xvi
Changes for Version 4 Release 2 . . . . .	xvii
Changes for Version 4 Release 1 . . . . .	xviii

<b>Chapter 1. CICS VR Messages and abend codes. . . . .</b>	<b>1</b>
---	----------

CICS VR messages . . . . .	1
Operator messages . . . . .	102
CICS VR return codes and reason codes in non-CICS VR messages . . . . .	150
Service diagnostic messages . . . . .	153
Abend codes . . . . .	153

<b>Chapter 2. Understanding IBM program support . . . . .</b>	<b>155</b>
---	------------

Dealing with the IBM Support Center . . . . .	155
Supplying information to the IBM Support Center	156
Processing your problem . . . . .	158
Dealing with the change team. . . . .	158
The APAR process. . . . .	158
Collecting documentation for the APAR . . . . .	159
Sending documentation to the change team . . . . .	160
Obtaining and applying the fix . . . . .	160

<b>Chapter 3. Problem determination procedures . . . . .</b>	<b>161</b>
--	------------

Classifying a problem . . . . .	161
Using keywords to describe a problem . . . . .	161
Searching the software support database (RETAIN) . . . . .	162
Identifying symptoms and selecting keywords	162
Collecting information about any problem. . . . .	163
Collecting diagnostic information. . . . .	164
Collecting diagnostic information for the CICS VR server address space. . . . .	164
Collecting diagnostic information for CICS VR utilities . . . . .	166
Collecting diagnostic information for the CICS VR ISPF panel interface . . . . .	166
Creating a sequential data set copy of the RCDS	167
Tracing in the CICS VR server address space . . . . .	168

TRACE command for CICS VR server	
component trace . . . . .	168
Trace options . . . . .	169
Turning off the trace facility . . . . .	170
Trace examples . . . . .	170
Formatting the CICS VR Server Component Trace Table . . . . .	170
Collecting information about specific problems . . . . .	171
Abnormal end with a system abend code procedure (ABEND) . . . . .	171
Abnormal end with a user abend procedure (ABENDU) . . . . .	172
Incorrect output procedure (INCORROUT) . . . . .	173
Loop procedure (LOOP). . . . .	173
Message procedure (MSG) . . . . .	173
Performance procedure (PERFM). . . . .	174
Wait procedure (WAIT) . . . . .	174
Collecting documentation about all problems. . . . .	174
Problem description worksheet . . . . .	175

<b>Chapter 4. Diagnosing the causes of abends . . . . .</b>	<b>179</b>
---	------------

Classifying the type of ABEND . . . . .	179
Locating a dump or diagnostic file . . . . .	180
Reading a dump . . . . .	180
Finding the CSECT . . . . .	181
Diagnosis file and user ABEND 3999 . . . . .	182
Other user ABENDs . . . . .	183
Trace information . . . . .	184

<b>Glossary . . . . .</b>	<b>187</b>
---------------------------	------------

<b>Where to find more information . . . . .</b>	<b>201</b>
---	------------

Referenced documents . . . . .	201
Accessing z/OS documents on the Internet . . . . .	202
Accessing z/OS licensed documents on the Internet . . . . .	202
Using LookAt to look up message explanations	203

<b>Accessibility. . . . .</b>	<b>205</b>
-------------------------------	------------

Using assistive technologies . . . . .	205
Keyboard navigation of the user interface . . . . .	205
CICS VR secondary window resize . . . . .	205
Sending your comments to IBM . . . . .	205

<b>Index . . . . .</b>	<b>207</b>
------------------------	------------

<b>Notices . . . . .</b>	<b>219</b>
--------------------------	------------

Programming Interface Information . . . . .	220
Trademarks . . . . .	220



---

## Figures

1.	IBM's program support structure . . . . .	156	5.	Sample JCL showing the DD statements for error output . . . . .	180
2.	IDCAMS REPRO job that copies the contents of your RCDS . . . . .	167	6.	Finding the BIB after a 3999 ABEND	183
3.	CICS VSAM Recovery problem description worksheet (Part 1 of 2) . . . . .	176	7.	Finding the BIB after a user ABEND (except 3999) . . . . .	184
4.	CICS VSAM Recovery problem description worksheet (Part 2 of 2) . . . . .	177			





---

## Tables

1.	Description of the reason codes . . . . .	118	5.	Severity levels–program update tape (PUT)	157
2.	Description of the reason codes . . . . .	120	6.	Identifying the problem-type keyword from the symptom. . . . .	162
3.	Reason codes in the ADR927E message	150	7.	Valid Trace Facility Options. . . . .	169
4.	Return codes and reason codes in non-CICS VR messages. . . . .	150			



---

## About this document

This document helps you interpret messages and report problems when using IBM® CICS® VSAM Recovery Version 4 Release 3 (CICS VR). The information in this document is intended for system programmers and others responsible for determining a CICS VR problem.

---

## Terminology

CICS Transaction Server (CICS TS) is used when referring to the CICS element of Transaction Server for z/OS®.

CICS V4 is used for Customer Information Control System/Enterprise System Architecture Version 4.

CICS is used when referring to all versions of CICS Transaction Server.

The term *log* is used to describe any of these types of logs:

- MVS™ log streams
- CICS VR queued sequential access method (QSAM) copies of MVS log streams
- CICS TS forward-recovery logs
- CICS TS system log

Publication Title	Order Number
<i>z/OS DFSMS Macro Instructions for Data Sets</i>	SC26-7408
<i>z/OS MVS Initialization and Tuning Reference</i>	SA22-7592
<i>z/OS MVS Setting Up a Sysplex</i>	SA22-7625
<i>z/OS MVS IPCS Commands</i>	SA22-7594
<i>z/OS MVS System Commands</i>	SA22-7627
<i>z/OS DFSMSHsm Storage Administration</i>	SC35-0421
<i>z/OS DFSMSHsm Storage Administration</i>	SC35-0421
<i>z/OS DFSMSHsm User Commands Reference Summary</i>	SX35-5063
<i>z/OS DFSMSdss Storage Administration</i>	SC35-0423
<i>z/OS DFSMSdss Storage Administration</i>	SC35-0423
<i>z/OS DFSMSHsm Managing Your Own Data</i>	SC35-0420
<i>z/OS MVS Programming: Assembler Services Guide</i>	SA22-7605
<i>z/OS MVS Programming: Assembler Services Reference ABE-HSP</i>	SA22-7606
<i>CICS Recovery and Restart Guide</i>	SC33-1698
<i>CICS RACF Security Guide</i>	SC34-5720
<i>CICS System Definition Guide</i>	SC34-5725
<i>CICS Resource Definition Guide</i>	SC34-5722
<i>z/OS DFSORT Application Programming Guide</i>	SC26-7523
<i>z/OS DFSMS Access Method Services for Catalogs</i>	SC26-7394

IBM provides access to unlicensed CICS VR softcopy publications on the Internet. To find CICS VR publications on the Internet, if you are using z/OS, first go to the z/OS home page at:

<http://www-1.ibm.com/servers/eserver/zseries/zos>

From either of these Web sites, you can link directly to the CICS VR softcopy publications by selecting the **Library** icon.

Publication Title	Order Number
<i>CICS VR Implementation Guide and Reference</i>	SC34-2813
<i>CICS VR User's Guide</i>	SC34-2814
<i>CICS VR Messages and Problem Determination</i>	SC34-2812
<i>CICS VR V4R3 Program Directory</i>	GI10-2599

LookAt is an online facility that allows you to look up explanations for most messages you encounter, as well as for some system abends and codes. Using LookAt to find information is faster than a conventional search because in most cases LookAt goes directly to the message explanation.

You can access LookAt from the Internet at: <http://www.ibm.com/eserver/zseries/zos/bkserv/lookat/>

Alternatively, you can access LookAt from anywhere in z/OS where you can access a TSO/E command line (for example, TSO/E prompt, ISPF, z/OS UNIX System Services running OMVS). You can also download code from the *z/OS Collection* (SK3T-4269) and the LookAt Web site that will allow you to access LookAt from a handheld computer (Palm Pilot VIIx suggested).

To use LookAt as a TSO/E command, you must have LookAt installed on your host system. You can obtain the LookAt code for TSO/E from a disk on your *z/OS Collection* (SK3T-4269) or from the **News** section on the LookAt Web site.

Some messages have information in more than one document. For those messages, LookAt displays a list of documents in which the message appears.

If you especially like or dislike anything about this document, feel free to send us your comments.

You can comment on what you regard as specific errors or omissions, and on the accuracy, organization, subject matter, or completeness of this document. Please limit your comments to the information in this document only and the way in which the information is presented. Speak to your IBM representative if you have suggestions about the product itself.

When you send us comments, you grant to IBM a nonexclusive right to use or distribute the information in any way it believes appropriate without incurring any obligation to you.

You can get your comments to us quickly by sending an e-mail to **idrcf@hursley.ibm.com**. Alternatively, you can mail your comments to:

User Technologies  
IBM United Kingdom Laboratories

Mail Point 095, Hursley Park,  
Winchester, Hampshire, SO21 2JN, United Kingdom

Please be sure to include the document title, order number, and edition notice.

This publication documents information NOT intended to be used as a  
Programming Interface of CICS VR.



---

## Summary of Changes

This document contains terminology, maintenance, and editorial changes. Technical changes or additions to the text and illustrations are indicated by a vertical line to the left of the change.

---

### Changes for Version 5 Release 2

CICS VR Version 5 Release 2 contains these changes.

#### **Log streams deregistration enhancement**

You can now unregister log streams from the Recovery Control data sets (RCDSs) without recalling the log streams, if the log streams are handled separately and use a logger retention policy.

#### **Restructure of the inventory scavenger**

The inventory scavenger now runs as a separate job, rather than running internally in the CICS VR server. The inventory scavenger deletes redundant data from the RCDS. This restructure means that if necessary, you can cancel a scavenger job, for example, it is contending for resources with production batch jobs.

#### **Recovery report enhancement**

The recovery report that CICS VR produces at the end of a forward recovery job now provides more information. The report provides more detailed information about the log records that are read, and the actions that are applied to a VSAM data set.

#### **Recovery construction from batch**

The DWWBRC00 sample job is provided in the SDWWCNTL data set to run full recovery for selected VSAM spheres. Recovery includes CICS VR recovery job construction, restoration of VSAM spheres from registered backups, and CICS VR forward recovery.

#### **Extended address volume support**

Extended address volumes (EAVs) are now supported for CICS VR data sets.

#### **Simplified installation**

You no longer need to specify the DFSMS library SDWWDLPA and the CICSVR library SDWWLPA in the correct order in the concatenation of the LPA libraries to avoid a problem with duplicate module names.

Customization of the product after installation is simplified by the provision of a set of panels to use to customize the JCL that is built and run by CICS VR. This customization applies to all users. Previously each user of the ISPF panel interface had to do their own customization. Customization can also be carried out programmatically using a user replaceable module, for example, when CICS VR constructs the JCL for a recovery job. This customization allows for flexibility if the

naming standards or product levels differ from one system to another.

### **Simplified upgrade**

If you upgrade from CICS VR Version 5.2 or later to the latest version, you no longer need to IPL your z/OS system, unless otherwise noted in the *Program Directory for CICS VSAM Recovery*.

### **VSAM file attributes included in messages**

The attributes of the VSAM file, which caused CICS VR to issue a request, is now included in the messages so that you can correct the VSAM file attributes.

### **Change of name for transaction IDs**

The transaction IDs DWWD, DWWE, and DWWX are changed to CVRD, CVRE, and CVRX, to be used exclusively by CICS VR.

### **Improved coexistence**

CICS VR is enhanced to facilitate coexistence during the period of upgrade from one release of CICS VR to another. The Batch backout utility can tolerate UNDO records that are written by an earlier CICS VR release.

---

## **Changes for Version 5 Release 1**

CICS VR Version 5 Release 1 contains these changes.

### **Support for GDPS® Active-Active continuous availability solution**

CICS VR 5.1 provides replication logging capability in support of the IBM GDPS/Active-Active (GDPS/AA) availability solution which IBM intends, in the future, to enhance to support replication of VSAM data for active-standby and active-query configurations. Currently GDPS/AA provides software replication of DB2® and IMS™ data between geographically dispersed sysplexes. The replication logging in CICS VR is intended to be used by GDPS/AA to provide replication of VSAM data updated by batch jobs under the control of CICS VR and complements replication logging capability in CICS TS 5.1 which provides the same support for VSAM files under control of CICS TS.

In CICS VR 5.1, support for replication logging provides UNDO, REDO, Tie-up records and File Close records on the same MVS log stream. Replication logging is activated using a new LOGREPLICATE attribute on the VSAM cluster definition. Replication logging can be activated in addition to any CICS VR UNDO or REDO logging already in place for backout or forward recovery support. If both replication logging and REDO logging for forward recovery are activated, they share the same logstream.

IBM's statements regarding its plans, directions, and intent are subject to change or withdrawal without notice at IBM's sole discretion. Information regarding potential future products is intended to outline our general product direction and it should not be relied on in making a purchasing decision. The information mentioned regarding potential future products is not a commitment, promise, or legal obligation to deliver any material, code or functionality. Information about potential future products may not be incorporated into any contract. The development, release, and timing of any future features or functionality described



for our products remains at our sole discretion.

## Batch logging enhancements

The CICS VR batch logging diagnostics are improved, including an enhanced DWW269I message in the job log that provides the details of the type of logging and the number of records written, in decimal. On the system log, new DWW400I and DWW401I messages provide details of the job names and job IDs using batch logging, and which log streams are being used. Clashes can be more easily identified, for example, the attempted use of the same log stream by two concurrent jobs. For more information, see *Setting up CICS VR VSAM batch logging*.

## Batch backout improvements

The support provided by CICS VR when running batch backout to back out a batch job or job step are enhanced. The enhancements include:

- Diagnostics improved when no backout is required
- A new CHECK option to produce enhanced reports listing the key of records backed out
- Support for step names in procedures

For more information, see *BATCHBACK: Remove updates to VSAM spheres*.

## Migration utility enhancements

- Support for upgrading CICS VR recovery control data sets (RCDs) to CICS VR 5.1
- Improved error diagnostics
- Support for migration of CICS VR server defaults from previous releases

For more information, see *General migration considerations*.

## NOTIFY enhancements

CICS VR provides a sample REXX clist to demonstrate the notification of multiple VSAM sphere backups. For more information, see *NOTIFY: Notify CICS VR when a VSAM sphere backup is created*.

## Message and report enhancements

- CICS VR produces diagnostic messages when the system data sets DWWDMMSG and DWWDUMP wrap.
- The wording is improved for easier comprehension of log stream copy and log of logs scan reports.

For more information, see *Understanding CICS VR reports*.

## Log stream printing enhancements

DWWJUP is enhanced to identify replication records written by CICS VR 5.1 and CICS TS 5.1.

---

## Changes for Version 4 Release 3

CICS VR Version 4 Release 3 contains these changes.

### Enhanced server address space configuration

- **Customize names for started tasks:** CICS VR operations involve the use of a number of MVS started tasks. When CICS VR constructs a job name, it can now optionally include a system identifier instead of system slot number, to guarantee that the name of the job is unique across the sysplex, enabling unique security profiles to be associated with the jobs.
- **VSAM REDO batch logging continue control:** You can specify the maximum job step return code that CICS VR treats as the successful completion of the job step to continue VSAM REDO batch logging.
- **Server set up control:** You can specify a setup job that must be run during the initialization of the CICS VR server address space.
- **Scavenger run control:** You can set both the time interval parameter and the start time parameter to control the scavenger runs.
- **Selective backup registration control:** You can automatically register in the RCDS only backups for which VSAM spheres were already registered.
- **None string handling:** As a usability aid, you can specify a value of NONE in place of a blank or null string for CICS VR parameters in the IGDSMSxx parmlib member.
- **Setting CICS VR Server address space defaults from the ISPF dialog**  
Authorized users can specify CICS VR server address space defaults from the CICS VR ISPF dialog interface, as well as from the CICSVR\_GENERAL\_CONTROL parameter.

### Server address space security improvements

CICS VR can protect the RCDS from being updated by any user when the panel interface is used. You can specify that the user's security profile must be checked before allowing certain information in the RCDS to be added, changed, or deleted. CICS VR can protect the RCDS from being updated by any external service request to the CICS VR server address space from batch jobs. The RCDS protection from non-authorized usage has improved.

### Automation enhancements

Automation is enhanced and integration improved.

- You can enable and disable the CICS GLUE DWWXFCBF dynamically by means of CICS transactions or EXEC CICS LINK commands to appropriate programs, in addition to the current enabling method by PLTPI.
- You can find out the state of the CICS VR Server, and, if it is not active, try to activate it in the GLUE enabling process.

### Duplicate recovery runs prevention

You can prevent the running of duplicate recovery jobs by using the new Recovery Submission Manager tool.

### Time range for batch backout

You can specify a stop point for Batch Backout. Support has been added for **stoptime** and **stoptod** keywords. You can specify a stop point for Batch Backout. The time range for Batch Backout is started by adding STOPTIME or STOPTOD keywords to the command input in the DWWIN DD statement.

### **Improved backup deregistration**

You can specify multiple criteria for automatic backup deregistration on the CICS VR automatic backup deregister window by specifying values for the following input fields:

- **Backup retention period:** An integer between 0 and 999 specifies the number of days CICS VR keeps information about backups in the RCDS.
- **Use log retention period:** A value of 1, Yes, specifies that CICS VR deregisters backups when coinciding log data that is also deregistered by the CICS VR automatic log stream deregistration function.
- **Use catalog information:** A value of 1, Yes, specifies that CICS VR deregisters all registered non-DFSMSHsm backups that are not in the ICF catalog.

### **ISPF Global Time Presentation Setting**

You can choose a format for timestamp representation on panels by using the new option, **ISPF Global Time Representation Setting**.

### **Last Data Set Filter**

You can enter the sphere list with the last used data set name filter without having to specify values for input fields every time that the CICS VR VSAM sphere include window is displayed.

### **RCDS extract utility**

A new keyword, SPHERES, has been added to the RCDS EXPORT command, when you specify SPHERES CICS VR copies information about the specified data sets to an EXPORT file which can be used with IMPORT to load a new RCDS. The values in the keyword specify the names of the data sets for which the information is copied. You can select information only about the specified data sets that you require to be copied from one RCDS to another.

### **Journal print filtering**

You can now print only a part of the contents of the mvlogs and information about certain records logged on them. Include and Exclude filtering, using the same criteria as for logical recovery, has been added. CICS VR now provides print filtering for records logged on an mvlog.

### **Logcopy filtering**

You can copy only a part of the contents of the mvlogs. In addition to normal copying you can use Include and Exclude filtering using the same criteria as for logical recovery. The Logcopy function filtering is started by adding EXCLUDE or INCLUDE commands, or both, to the command input in the DWWIN DD statement.

### **Miscellaneous release changes**

The IVP procedure now includes CICS VR server address space setup, server start, and batch logging.

Recovery now supports use of HSM Version 0 backups available with z/OS 1.10.

---

## **Changes for Version 4 Release 2**

CICS VR Version 4 Release 2 contains these changes.

**Support for ABARS backups**

ABARS backups are now included in the set of types supported by CICS VR automatic restore. ABARS notifies CICS VR of backups, then CICS VR adds the backups to the inventory. CICS VR provides ISPF panels to enable recovery for ABARS data sets.

**Individual criteria can be specified for log streams**

Using the CICS VR interface, you can set a retention period for MVS log streams and log of logs streams. The retention period for blocks value applies to all registered log streams. CICS VR allow you to specify individual retention criteria for log streams registered to CICS VR.

**NOTIFY utility**

CICS VR has a NOTIFY utility. This utility intended to be used for any backup of a VSAM sphere created by an IBM or non-IBM product. When notified, CICS VR registers information about the backup in the CICS VR RCDS. Information about the backup is visible through the CICS VR panel interface.

**Hardware backup support**

Additional support for hardware backups has been provided. A new keyword to indicate the use of a hardware backup has been added to the RECOVER command.

**Enhancement to DWWEFCBF program**

The DWWEFCBF program enables program DWWXFCBF at exit XFCBFAIL with parameters optimized for the CICS TS version. No user configuration changes are required to enable this change.

**Extended ESDS support**

CICS VR supports Extended Addressability for ESDS, for CICS updates and for CICS VR Batch Logging. No user configuration changes are required to enable this change.

**SMS tape data sets deregistration**

CICS VR deregistration of SMS tape data sets now uncatalogs and deletes the data sets. No user configuration changes are required to enable this change.

**New CICS VR journal print utility**

There is sometimes a need to print the contents of MVS logs and to find information about records logged on them. CICS VR can print records logged by CICS VR or CICS on MVS logs.

**Automatic and manual invocation of log of logs scan utility**

CICS VR can run the log of logs scan automatically, at regularly scheduled times. CICS VR can also run the log of logs scan manually, at more convenient times.

**Multiple undo logs support**

The new CICS VR logger feature allows a user to have several undo logs on a system, and customize their usage by defining UserID, JobID and HLQ associations.

---

## Changes for Version 4 Release 1

CICS VR Version 4 Release 1 contains the following changes.

### **CICS VR Security**

Security has been enhanced to protect the RCDS from being updated by any user. It is possible to specify that the users security profile must be checked before allowing certain information in the RCDS to be added, changed, or deleted.

### **RCDS REPORTS**

Recovery reports can be created to identify the information required to enable recovery of a remote site. In particular, detailed information can be obtained to determine what is needed to recover a main or remote site from a disaster or to keep the site up-to-date. Other reports provide information that show when VSAM spheres were used and where the records were logged, information about each registered backup in RCDS, and information about registered mvslog copies in RCDS.

### **Automated Recovery**

The CICS VR Automated Recovery function has been added. This provides an automatic or semi-automatic repair or reorganization of a VSAM data set after a backout failure has occurred in CICS TS, when attempting to back out changes to the data set.

### **Backup initiation**

Backup can now be initiated using an ISPF dialog.

### **Automatic deregistration for change accumulation data sets**

Automatic deregistration for change accumulation data sets has been added.

### **CICS/ESA V4R1 is no longer an IBM-supported release of CICS**

None of the new functions added to CICS VR V4R1 have been designed for use or tested with CICS/ESA V4R1. Documentation specific to CICS/ESA V4R1 support has been removed from this manual to reflect the changes made in CICS VR V4R1.

### **Perform tasks on CICS Backout Failed spheres**

CICS spheres are registered for manual recovery or reorganization after CICS notification of a backout failure. A dialog has been provided to perform these tasks using a CICS Backout Failed sphere list panel.

### **Running backup from CICS VR Panels**

Backups can be initiated using the CICS VR ISPF dialog interface.

### **RCDS Reports**

Recovery reports can be created to identify the information required to enable recovery of a remote site. In particular, detailed information can be obtained to determine what is needed to recover a main or remote site from a disaster or to keep the site up-to-date.

### **Local/GMT switch support for the CICS VR registered backup names list**

The CICS VR VSAM sphere list secondary window contains a List pull-down menu which provides a List backup names option. The dialog has been enhanced by adding support for GMT or Local time format switches. This choice of times allows viewing the actual names of the CICS VR registered backups for non- DFSMSHsm backups, with backup times in the format that you require. This facility is provided on the CICS VR backup list secondary window only.

### **Batch Backout**

Performance of the Batch Backout utility has been increased.

**Logstream names**

An option has been added, REALDDN, to use either real DD names or generated names for the logstream of VSAM sphere changes.

**RCDS and DWW1558S message**

The message DWW1558S is no longer displayed incorrectly.

**Log stream copy utility enhancement**

Cursor control, TOD timestamp and delete functions have been added to the log stream copy utility. You can use new keywords on the LOGSTREAMCOPY command to:

- Set and reposition a “start of copy” cursor to control where log stream records are read from.
- Repeat reads to produce additional exact copies of log stream records.
- Delete log stream records. Deletion is only permitted if the CICS VR global default LCDEL is set to YES.
- Specify a TOD timestamp for the start and end of copying, which provides more granularity than the existing keywords.

**Functional enhancements to the precopy exit**

- The DEFEXIT command has been extended to provide greater compatibility with older exit routines.
- Additional documentation is provided about the log stream records created by the LOGSTREAMCOPY command.

---

# Chapter 1. CICS VR Messages and abend codes

This section includes the messages and abend codes that are used by CICS VR, and also includes instructions to successfully complete the recovery of CICS VSAM data.

Messages are listed sequentially, starting with DWW0000T. Operator messages are listed sequentially starting with “Operator messages” on page 102. CICS VR return codes and reason codes in non-CICS VR messages are listed on page “CICS VR return codes and reason codes in non-CICS VR messages” on page 150. CICS VR service messages are listed on page “Service diagnostic messages” on page 153. Abend codes are also listed sequentially, starting with 3000. An explanation of how the entries are formatted precedes each list.

---

## CICS VR messages

Messages and their format.

This format is used to describe each message:

**Message number**      **Message text**

**Explanation:**

**System Action:**

**User response:**

- [Batch](#)
- [Online](#)

An explanation of these fields follows.

---

<b>Message number</b>	The alphanumeric message identifier. All CICS VR messages begin DWW, which is followed by a four digit number.
	The number is followed by a severity code. This one-letter code states how serious the problem is. These codes are:
<b>I</b>	Information only; no action is required.
<b>A</b>	Operator intervention is required.
<b>W</b>	Warning to alert you of a possible error; CICS VR processing continues.
<b>E</b>	An error occurred and CICS VR tries to continue processing. You might need to correct the error and rerun CICS VR.
<b>S</b>	A severe error occurred, causing CICS VR to stop; correct the error and rerun CICS VR.
<b>T</b>	CICS VR processing stopped; an abend code follows this message.
<b>Message text</b>	The information that CICS VR generates to describe the problem. The message text might contain one or more variables, for example, a data set name. Common variables in the message text are represented in this topic by these codes:
<i>aa</i>	Condition code or hex return code.
<i>bb</i>	Condition code or hex return code
<i>cc</i>	Condition code or hex return code.
<i>cccc</i>	Command name or VSAM return code.
<i>ddd</i>	A 3-character day-number field in the STARTTIME or STOPTIME keyword.
<i>dddd</i>	Data set name.
<i>ddn</i>	ddname.
<i>fff</i>	A 1-8 character FCT entry name.
<i>jj</i>	Log ID.

---



<i>kkkk</i>	Keyword.
<i>llll</i>	MVS log stream name.
<i>mm</i>	A 2-character month-number field in the STARTTIME or STOPTIME keyword.
<i>mmmmmm</i>	Module name.
<i>nn</i>	A decimal value.
<i>nnnn</i>	User abend.
<i>pppp</i>	Part of the control statement that an error is found in.
<i>rrrr</i>	Reason for exit.
<i>vvvv</i>	Value.
<i>xx</i>	A hexadecimal value.
<i>xxxx</i>	CICS VR exit.
<i>yy</i>	A 2-character year-number field in STARTTIME or STOPTIME keyword.
<b>Explanation:</b>	What the message means, and why the problem occurred.
<b>System Action:</b>	What action CICS VR takes (if any) to deal with the problem after the message is generated.
<b>User Response:</b>	<ul style="list-style-type: none"> <li>• <u>Batch</u>—Recommended action if you are running CICS VR without the ISPF dialog interface.</li> <li>• <u>Online</u>—Recommended action if you are running the CICS VR ISPF dialog interface.</li> </ul>

For details of procedures to follow when contacting your local IBM Support Center, see Chapter 2, “Understanding IBM program support,” on page 155 and Chapter 3, “Problem determination procedures,” on page 161.

**DWW0000T Module:** *mmmmmm*, **reason:** *rrrr*.

**Explanation:** This diagnostic message is written to the DWWDUMP and DWWDMSG files.

**System action:** CICS VR abends with code 3999.

**User response:**

- Batch—Follow the problem determination procedures described in this document.
- Online—Follow the problem determination procedures described in this document.

### operatorResponse

Follow the problem determination procedures described in this document.

### systemOperator

Follow the problem determination procedures described in this document.

00	The recovery ran as directed and expected. Some information messages might be issued.
04	A possible problem is met, but execution can continue. The result might be that the data set is not completely recovered. Investigate the warning messages that are issued. Restore the data set, if necessary.
08	An attempt is made to continue after an error occurred in processing. The CICS VR run could fail at a later point in its execution. Restore the data set, if necessary. Investigate the message.
12	Severe errors are found and execution stops. Error messages are issued. Restore the data set to be recovered or backed out.

All issued messages precede this completion message.

**System action:** The highest condition code that is met is set to *cc*.

**User response:**

- Batch— see explanation.
- Online— see explanation.

**DWW0010I CICS VR is started at**  
*yy/mm/dd hh:mm:ss.*

**Explanation:** Processing started at the date and time indicated.

**System action:** Processing continues.

**User response:** None.

**DWW0011I CICS VR processing complete.**  
**Maximum condition code is** *cc*.

**Explanation:** Processing stopped. The condition code shows how CICS VR terminated:

**DWW0100S Too many positional parameters are specified after** *pppp*.

**Explanation:** A parameter list contains too many positional parameters.

**System action:** Processing of this command stops. The remaining commands are processed, but no recovery occurs.

**User response:**



- **Batch**– Remove the excess parameters and resubmit the job
- **Online**– Try to rerun CICS VR using the original job control language (JCL) skeleton.-
- – Check your changes to the CICS VR JCL skeleton. Remove the excess parameters and resubmit the job.

---

**DWW0101S Constant *vvvv* exceeds length limit.**

**Explanation:** A constant is longer than the maximum allowed by the parameter definition.

**System action:** Processing of this command stops. The remaining commands are processed, but no recovery occurs.

**User response:**

- **Batch**– See the definition of the parameter value in question, specify an allowable value, and resubmit the job.
- **Online**– Check your changes to the CICS VR JCL. See the definition of the parameter value in question, specify an allowable value, and resubmit the job.

---

**DWW0102I Above text bypassed until next command. Condition code is 12.**

**Explanation:** Following the occurrence of an error in the current command, the remainder of the command has been bypassed. An error message preceding this message in the listing identifies the error.

**System action:** Processing of this command stops. The remaining commands are processed, but no recovery occurs.

**User response:**

- **Batch**–Correct the related error and resubmit the job.
- **Online**–Check your changes to the CICS VR JCL skeleton. Correct the related error and resubmit the job.

---

**DWW0105S Delimiter *n* is not properly preceded by a constant or a keyword.**

**Explanation:** A delimiter *n* is specified where a subparameter list or data should appear. The delimiter is being used incorrectly. Parentheses are likely to be inappropriate or a positional parameter might be missing.

**System action:** Processing of this command stops. The remaining commands are processed, but no recovery occurs.

**User response:**

- **Batch**–Correct the command and resubmit the job.
- **Online**–Check your changes to the CICS VR JCL skeleton. Correct the command and resubmit the job.

---

**DWW0106I An improperly placed comma is found and ignored.**

**Explanation:** An unnecessary comma was coded.

**System action:** The command is accepted and the extraneous comma is ignored. CICS VR continues verifying the commands. The recovery run still occurs.

**User response:**

- **Batch**–Remove the extra comma.
- **Online**–Check your changes to the CICS VR JCL skeleton. Remove the extra comma.

---

**DWW0107I Remainder of command input stream is ignored.**

**Explanation:** An error occurred that prohibits further scanning of the input stream. There are preceding error messages to explain the error.

**System action:** The remaining commands are not processed, and no recovery occurs.

**User response:**

- **Batch**–Correct the related error and resubmit the job.
- **Online**–Check your changes to the CICS VR JCL skeleton. Correct the related error and resubmit the job.

---

**DWW0108S A left parenthesis is missing following the keyword *kkkk*.**

**Explanation:** A left parenthesis is missing after a keyword. This left parenthesis is need to delimit either a subparameter list or constants associated with the keyword.

**System action:** Processing of this command stops. The remaining commands are processed, but no recovery occurs.

**User response:**

- **Batch**–Check the requirements of the parameter, correct the command, and resubmit the job.
- **Online**–Check your changes to the CICS VR JCL skeleton. Check the requirements of the parameter, correct the command, and resubmit the job.

---

**DWW0109S A right parenthesis is missing after *vvvv*.**

**Explanation:** A right parenthesis, which should delimit the end of one or more constants, is missing. Too many items might have been specified.

**System action:** Processing of this command stops. The remaining commands are processed, but no recovery occurs.

**User response:**

- **Batch**–Correct the command and resubmit the job.

- Online—Check your changes to the CICS VR JCL skeleton. Correct the command and resubmit the job.

---

**DWW0110S Invalid or missing parentheses for specifying repeated subparameter list.**

**Explanation:** Parentheses for delimiting repetitions of a repeated subparameter list are missing or unmatched.

**System action:** Processing of this command stops. The remaining commands are processed, but no recovery occurs.

**User response:**

- Batch—Correct the command and resubmit the job.
- Online—Check your changes to the CICS VR JCL skeleton. Correct the command and resubmit the job.

---

**DWW0111S Keyword *kkkk* is incorrect.**

**Explanation:** An incorrect keyword is specified in the command. It might be misspelled, not applicable, or specified as a subparameter in the wrong subparameter list.

**System action:** Processing of this command stops. The remaining commands are processed, but no recovery occurs.

**User response:**

- Batch—Correct the command and resubmit the job.
- Online—Check your changes to the CICS VR JCL skeleton. Correct the command and resubmit the job.

---

**DWW0112S An invalid left parenthesis appears after *pppp*.**

**Explanation:** A left parenthesis appears to delimit a positional parameter, but the positional parameter is not a constant or list of constants, so no parentheses are allowed.

**System action:** Processing of this command stops. The remaining commands are processed, but no recovery occurs.

**User response:**

- Batch—Correct the command and resubmit the job.
- Online—Check your changes to the CICS VR JCL skeleton. Correct the command and resubmit the job.

---

**DWW0113S Keyword *kkkk* appears too often.**

**Explanation:** A keyword is coded more than once.

**System action:** Processing of this command stops. The remaining commands are processed, but no recovery occurs.

**User response:**

- Batch—Remove the redundant keyword and resubmit the job.

- Online—Check your changes to the CICS VR JCL skeleton. Remove the redundant keyword and resubmit the job.

---

**DWW0114S A hex or binary constant is specified improperly.**

**Explanation:** A hexadecimal or binary constant is not of the form X'---' or B'---'.

**System action:** Processing of this command stops. The remaining commands are processed, but no recovery occurs.

**User response:**

- Batch—Correct the command and resubmit the job.
- Online—Check your changes to the CICS VR JCL skeleton. Correct the command and resubmit the job.

---

**DWW0116S Too many repeated subparameter lists appear.**

**Explanation:** More repeated subparameter lists are coded than are allowed.

**System action:** Processing of this command stops. The remaining commands are processed, but no recovery occurs.

**User response:**

- Batch—Check the parameter description to see how many repetitions are allowed. Correct the command and resubmit the job.
- Online—Check your changes to the CICS VR JCL skeleton. Check the parameter description to see how many repetitions are allowed. Correct the command and resubmit the job.

---

**DWW0117S Verb name *cccc* is unknown.**

**Explanation:** The specified verb name is not known to the system.

**System action:** Processing of this command stops. The remaining commands are processed, but no recovery occurs.

**User response:**

- Batch—Correct the verb name and resubmit the job.
- Online—Check your changes to the CICS VR JCL skeleton. Correct the verb name and resubmit the job.

---

**DWW0118S An improper numeric digit is found in *pppp*.**

**Explanation:** An invalid numeric digit is found. A decimal number can use only 0–9.

**System action:** Processing of this command stops. The remaining commands are processed, but no recovery occurs.

**User response:**

- Batch—Correct the command and resubmit the job.
- Online—Check your changes to the CICS VR JCL skeleton. Correct the command and resubmit the job.

**DWW0119S Constant *vvvv* is not within the value range.**

**Explanation:** The value of constant *vvvv* is not within the range of values allowed for this parameter.

**System action:** Processing of this command stops. The remaining commands are processed, but no recovery occurs.

**User response:**

- Batch—Correct the command and resubmit the job.
- Online—Check your changes to the CICS VR JCL skeleton. Correct the command and resubmit the job.

**DWW0120I Warning: command-end delimiter appears within apostrophes.**

**Explanation:** A semicolon, the optional command delimiter, is found in an item that is enclosed within apostrophes. A closing apostrophe might be missing.

**System action:** The command is accepted and processing continues (the semicolon is treated as a valid character). CICS VR continues verifying the commands. The recovery run still occurs.

**User response:**

- Batch—Insert the missing apostrophe, if one is omitted.
- Online—Check your changes to the CICS VR JCL skeleton. Insert the missing apostrophe, if one is omitted.

**DWW0121S Too many constants are in the list beginning at *vvvv*.**

**Explanation:** Too many constants were coded in a list.

**System action:** Processing of this command stops. The remaining commands are processed, but no recovery occurs.

**User response:**

- Batch—Check the parameter definition to see how many constants appear in the list. Correct the command and resubmit the job.
- Online—Check your changes to the CICS VR JCL skeleton. Check the parameter definition to see how many constants appear in the list. Correct the command and resubmit the job.

**DWW0122S Required (sub)parameter of *pppp* is missing.**

**Explanation:** A parameter required by the command is missing. *pppp* is either the missing parameter, or the first in a group of parameters of which at least one is required by the command.

**System action:** Processing of this command stops. The remaining commands are processed, but no recovery occurs.

**User response:**

- Batch—Add the missing parameter and resubmit the job.
- Online—Check your changes to the CICS VR JCL skeleton. Add the missing parameter and resubmit the job.

**DWW0123S Inconsistent parameters appeared involving *kkkk*.**

**Explanation:** The specified keyword shows a parameter that you cannot code with the second parameter.

**System action:** Processing of this command stops. The remaining commands are processed, but no recovery occurs.

**User response:**

- Batch—Remove one of the parameters and resubmit the job.
- Online—Check your changes to the CICS VR JCL skeleton. Remove one of the parameters and resubmit the job.

**DWW0124I Too many right parentheses are found. Excess ignored.**

**Explanation:** Too many right parentheses are found after a subparameter list or following a first-level parameter.

**System action:** The excess parentheses are ignored. CICS VR continues verifying the commands. The recovery run still occurs.

**User response:**

- Batch—Correct the invalid syntax.
- Online—Check your changes to the CICS VR JCL skeleton. Correct the invalid syntax.

**DWW0125I Warning: too few right parentheses are found at end of command.**

**Explanation:** Too few right parentheses are found after the command to close off the subparameter lists.

**System action:** The command is accepted. CICS VR continues verifying commands. The recovery run still occurs.

**User response:**

- Batch—Correct the invalid syntax.
- Online—Check your changes to the CICS VR JCL skeleton. Correct the invalid syntax.

**DWW0126S Input stream end-of-file is found before end of command.**

**Explanation:** End-of-file is detected while CICS VR is scanning a command. Input records might be missing.

**System action:** Processing of this command stops. No recovery occurs.

**User response:**

- Batch—Correct the command and resubmit the job.
- Online—Check your changes to the CICS VR JCL skeleton. Correct the command and resubmit the job.

**DWW0128S Command *cccc* appears too often.**

**Explanation:** A command was coded more than once.

**System action:** Processing of this command stops. The remaining commands are processed, but no recovery occurs.

**User response:**

- Batch—Check the requirements of the command, remove the redundant command, and resubmit the job.
- Online—Check your changes to the CICS VR JCL skeleton. Check the requirements of the command, remove the redundant command, and resubmit the job.

**DWW0129S Item *vvvv* does not adhere to restrictions.**

**Explanation:** A constant does not meet the naming restrictions on its format. This is usually a problem in specifying data set names.

**System action:** Processing of this command stops. The remaining commands are processed, but no recovery occurs.

**User response:**

- Batch—Check the data restrictions for the parameter, correct the item, and resubmit the job.
- Online—Check your changes to the CICS VR JCL skeleton. Check the data restrictions for the parameter, correct the item, and resubmit the job.

**DWW0130I Above text is bypassed until the next command. Condition code is 12.**

**Explanation:** Following an error in the current command, the remainder of the command has been bypassed. An error message preceding this message in the listing identifies the error.

**System action:** Processing of the current command stops. The remaining commands are processed, but no recovery occurs.

**User response:**

- Batch—Correct the related error and resubmit the job.
- Online—Check your changes to the CICS VR JCL skeleton. Correct the related error and resubmit the job.

**DWW0132I Remainder of command input stream is ignored.**

**Explanation:** An error occurred that prohibits further scanning of the input stream. Preceding error messages explain the error.

**System action:** The remainder of the commands are ignored.

**User response:**

- Batch—Correct the related error and resubmit the job.
- Online—Check your changes to the CICS VR JCL skeleton. Correct the related error and resubmit the job.

**DWW0133I CICS VR V1 command is found and ignored.**

**Explanation:** The listed command is a command used to run CICS VR Version 1. The command is not used by CICS VR Version 2 or later, so it is ignored.

**System action:** The listed command is ignored. CICS VR continues verifying commands. The recovery run still occurs.

**User response:**

- Batch—Replace the command with a valid command for CICS VR Version 2 or later, and rerun the job if necessary.
- Online—Check your changes to the CICS VR JCL skeleton. Replace the command with a valid command for CICS VR Version 2, or later, and rerun the job, if necessary.

**DWW0134I Redundant or CICS VR V1 parameter(s) are found and ignored.**

**Explanation:** The listed command contains one or more parameters that are unique to CICS VR Version 1. These parameters are not used by CICS VR Version 2, or later, so it is ignored:

- STRNO, parameter of the BLDVRP command. It is always set to 3 in CICS VR.
- KEYLEN, parameter of the BLDVRP command. The key length is calculated by CICS VR.
- VSAMERROR, parameter of the EXITS command. This exit is not used by CICS VR.

**System action:** The parameters are ignored. CICS VR

continues verifying commands. The recovery run still occurs.

**User response:**

- Batch—Replace the command with a valid command for CICS VR Version 2, or later, and rerun the job if necessary.
- Online—Check your changes to the CICS VR JCL skeleton. Replace the command with a valid command for CICS VR Version 2, or later, and rerun the job if necessary.

---

**DWW0135S The ALLOCATE command contains an invalid parameter, or the number of values in the volume and unit parameters are inconsistent.**

**Explanation:** One of the following occurred:

- An unrecognized parameter has been submitted in the ALLOCATE command.
- The VOLUME parameter was coded without the UNIT parameter.
- The UNIT parameter was coded without the VOLUME parameter.

The number of values supplied in the VOLUME and UNIT parameters must be the same as the number of logs specified in the log parameter.

**System action:** Processing of this command stops. The remaining commands are processed, but no recovery occurs.

**User response:**

- Batch—Remove the invalid parameter or ensure that the correct number of UNIT and VOLUME parameters are supplied, and then resubmit the job.
- Online—Check your changes to the CICS VR JCL skeleton. Remove the invalid parameter and resubmit the job.

---

**DWW0136S Data set name *dddd* in the RELATE command is not a path but a base cluster.**

**Explanation:** Either the operational-path data set name, or the new-path data set name that is supplied in the RELATE command is a base cluster.

**System action:** The remaining commands are processed, but no recovery occurs.

**User response:**

- Batch—Correct the command and resubmit the job.
- Online—Provide the correct path name in the path parameters secondary window.

---

**DWW0137S The number of values in the FILEID and CICSID keywords are inconsistent.**

**Explanation:** The number of values specified for the FILEID keyword of the RECOVER command is not equivalent to the number of values specified for the CICSID keyword. A CICSID value must be associated with each FILEID value that is specified.

**System action:** Processing of this command stops. The remaining commands are processed, but no recovery occurs.

**User response:**

- Batch—Specify the corresponding CICS applid value in the CICSID keyword for each ddname specified in the FILEID keyword. Refer to the RECOVER command description in the CICS VR Implementation Guide and Reference for further information.

---

**DWW0150S Invalid character appears at position *qq* in the date and time field *starttime/stoptime*.**

**Explanation:** The character at position *qq* in the date and time field *yy.ddd/hh:mm:ss* is not a valid input character. There must be a digit (0–9) or a valid separator character between fields. Valid separator characters are a slash (/), period (.), or colon (:).

**System action:** Processing of CICS VR stops. No recovery occurs.

**User response:**

- Batch—Correct the field and resubmit the job.
- Online—Check your changes to the CICS VR JCL skeleton. Correct the field and resubmit the job.

---

**DWW0151S Invalid day number appears in date and time field *starttime/stoptime*.**

**Explanation:** The day number specified is not in the range 001–366.

**System action:** Processing of CICS VR stops. No recovery occurs.

**User response:**

- Batch—Correct the day number field and resubmit the job.
- Online—Check your changes to the CICS VR JCL skeleton. Correct the day number and resubmit the job.

---

**DWW0152S Invalid number of hours appears in date/time field *starttime/stoptime*.**

**Explanation:** The number of hours specified is not in the range 00–23.

**System action:** Processing of CICS VR stops. No recovery occurs.



**User response:**

- Batch—Correct the number of hours in the hh field and resubmit the job.
- Online—Check your changes to the CICS VR JCL skeleton. Correct the number of hours and resubmit the job.

**DWW0153S Invalid number of minutes appears in date and time field** *starttime/stoptime.*

**Explanation:** The number of minutes specified is not in the range 00–59.

**System action:** Processing of CICS VR stops. No recovery occurs.

**User response:**

- Batch—Correct the number of minutes in the mm field and resubmit the job.
- Online—Check your changes to the CICS VR JCL skeleton. Correct the number of minutes and resubmit the job.

**DWW0154S Invalid number of seconds appears in date and time field** *starttime/stoptime.*

**Explanation:** The number of seconds specified is not in the range 00–59.

**System action:** Processing of CICS VR stops. No recovery occurs.

**User response:**

- Batch—Correct the number of seconds in the ss field and resubmit the job.
- Online—Check your changes to the CICS VR JCL skeleton. Correct the number of seconds and resubmit the job.

**DWW0155S Invalid day number appears in date and time field for a non-leap year** *starttime/stoptime.*

**Explanation:** The day number specified is not in the range 001–365 for the year specified.

**System action:** Processing of CICS VR stops. No recovery occurs.

**User response:**

- Batch—Correct the day number field and resubmit the job.
- Online—Correct the day number in the VSAM sphere parameters secondary window and resubmit the job.

**DWW0156S Incomplete field specification appears at position xx in the date and time field** *starttime/stoptime.*

**Explanation:** An incomplete field is specified for the field at position xx in the input string. For *ddd*, the

length of the field specified must be 3 characters. For *yy*, *hh*, *mm*, and *ss*, the length of the fields specified must be 2 characters.

**System action:** Processing of CICS VR stops. No recovery occurs.

**User response:**

- Batch—Completely specify the field in the input string and resubmit the job.
- Online—Check your changes to the CICS VR JCL skeleton. Completely specify the field in the input string and resubmit the job.

**DWW0157S Too many characters are in the date and time field.**

**Explanation:** Too many characters are specified in the field. A complete field must be specified, with no excess characters in the final field. For the day field, the length of the field specified must be 3 characters. For year, month, hour, and second, the length of the fields must be 2 characters.

**System action:** Processing of CICS VR stops. No recovery occurs.

**User response:**

- Batch—Remove the extra characters in the input string and resubmit the job.
- Online—Check your changes to the CICS VR JCL skeleton. Remove the extra characters in the input string and resubmit the job.

**DWW0158S The STARTTIME value is higher than STOPTIME value.**

**Explanation:** The STARTTIME value cannot be greater than the STOPTIME value.

**System action:** Processing of CICS VR stops. No recovery occurs.

**User response:**

- Batch—Change either STARTTIME or STOPTIME accordingly.
- Online—Provide a valid STARTTIME or STOPTIME in the VSAM sphere parameters secondary window.

**DWW0162S Duplicate FCTCOMP commands are specified for ddname ddn.**

**Explanation:** Two FCTCOMP commands are specified with the same STARTTIME keyword for the data set described by ddname *ddn*.

**System action:** Processing of CICS VR stops. No recovery occurs.

**User response:**

- Batch—Correct the FCTCOMP command and rerun the job.

- Online—Check your changes to the CICS VR JCL skeleton. Correct the FCTCOMP command and rerun the job.

---

**DWW0165S** *dddd* appears in more than one RECOVER or BACKOUT command.

**Explanation:** The same VSAM data set name is specified on more than one RECOVER command (if running forward recovery), or BACKOUT command (if running backout).

**System action:** Processing of CICS VR stops. No recovery occurs.

**User response:**

- Batch—Remove or amend the command and rerun the job.
- Online—Check your changes to the CICS VR JCL skeleton. Remove or amend the command and rerun the job.

---

**DWW0169E** Data set *dddd* is restored from a backup-while-open copy but the extracted recovery point time of *vvvv* from the ICF catalog cannot be used.

**Explanation:** CICS VR determined that data set *dddd* is restored from a backup-while-open copy, but its recovery point time *vvvv* in the ICF catalog is either damaged or in the incorrect format. The correct format in the ICF catalog should be an 8-byte field split into 2 packed-decimal fields, each 4-bytes long, in the format *yyyydddF*, and *hhmmssF*, where *yyyy*, *ddd*, *hh*, *mm*, and *ss* represent date and time components.

**System action:** If no STARTTIME keyword is provided, processing of CICS VR stops and recovery does not occur.

**User response:**

- Batch—Supply a STARTTIME keyword that overrides the unusable recovery point time, ensuring that recovery begins at a time before, or equal to, the actual recovery point time. If the true recovery point time cannot be determined, specify a STARTTIME value of 86001, which causes all records from the logs to be applied.
- Online—Provide a valid STARTTIME in the VSAM sphere parameters secondary window.

---

**DWW0170S** For data set *dddd* the registered time of *yydddhhmmss* comes before the specified STARTTIME.

**Explanation:** CICS VR cannot permit the recovery to proceed with the specified STARTTIME because it is a data integrity exposure. The registered time can be displayed with IDCAMS LISTCAT in SMSDATA BWO TIMESTAMP or RLSDATA RECOVERY TIMESTAMP, depending on the type of backup specified.

**System action:** Processing of CICS VR stops after parameter analysis. No recovery occurs.

**User response:**

- Batch—Either correct or omit the STARTTIME parameter. If you are sure that you want to eliminate the after images up to the chosen STARTTIME, you can implement a pre-apply exit to ignore such records.
- Online—Provide a valid STARTTIME in the VSAM sphere parameters secondary window.

---

**DWW0171S** For data set *dddd* the registered time of *yydddhhmmss* comes after the specified STOPTIME.

**Explanation:** CICS VR cannot permit the recovery to proceed with the specified STOPTIME because it is a data integrity exposure. The registered time can be displayed with IDCAMS LISTCAT in SMSDATA BWO TIMESTAMP or RLSDATA RECOVERY TIMESTAMP, depending on the type of backup specified.

**System action:** Processing of CICS VR stops after parameter analysis. No recovery occurs.

**User response:**

- Batch—Either correct or omit the STOPTIME parameter and rerun the job.
- Online—Provide a valid STOPTIME in the VSAM sphere parameters secondary window.

---

**DWW0172W** For data set *dddd* the registered time of *yydddhhmmss* comes after the specified STARTTIME.

**Explanation:** The registered time can be displayed with IDCAMS LISTCAT in SMSDATA BWO TIMESTAMP or RLSDATA RECOVERY TIMESTAMP, depending on the type of backup specified. This registered time is after the STARTTIME. Integrity is maintained, but unnecessary I/O occurs before this STARTTIME is reached. For recovery of a data set restored from a backup-while-open copy, do not specify STARTTIME, because CICS VR decides this automatically for you.

**System action:** CICS VR continues with the recovery.

**User response:**

- Online—You changed the CICS VR generated JCL. Recovery continues as normal.

---

**DWW0175I** For data set *dddd* recovery will start from the registered time (or user STARTTIME if supplied) of *yydddhhmmss*.

**Explanation:** CICS VR will be recovered from the STARTTIME *yy.ddd hh:mm:ss* which is either the registered time or the override supplied by the user. The registered time can be displayed with IDCAMS LISTCAT in SMSDATA BWO TIMESTAMP or

RLSDATA RECOVERY TIMESTAMP, depending on the type of backup specified.

**System action:** CICS VR continues with the recovery.

**User response:** None.

---

**DWW0176E GMT must not be specified for data set *dddd* in the STARTTIME or STOPTIME parameter because there is a BWO recovery point for this data set.**

**Explanation:** GMT must not be specified for STARTTIME or STOPTIME, because the backup-while-open recovery point time is only available in local time. The registered time can be displayed with IDCAMS LISTCAT in SMSDATA BWO TIMESTAMP or RLSDATA RECOVERY TIMESTAMP, depending on the type of backup specified.

**System action:** CICS VR processing stops after parameter analysis. No recovery occurs.

**User response:**

- Batch—Either correct or omit the STARTTIME parameter and rerun CICS VR.
- Online—Provide a valid STARTTIME and STOPTIME in the VSAM sphere parameters secondary window.

---

**DWW0177E Unexpected result attempting to use the VSAM IGWARLS facility for VSAM sphere *dddd*. The VSAM IGWARLS load module was not available.**

**Explanation:** The DFSMS/MVS IGWARLS service is not available.

**System action:** CICS VR stops.

**User response:**

- Batch—Resolve the reason why the service is unavailable. Rerun CICS VR.

---

**DWW0178E Unexpected result from the VSAM IGWARLS facility for VSAM sphere *dddd*. The VSAM IGWARLS load module was not available. The return code is *aa*, and the reason code is *bb*. The problem determination data is X'cc'.**

**Explanation:** A call to the DFSMS/MVS VSAM macro IGWARLS failed.

**System action:** CICS VR stops.

**User response:**

- Batch—For an explanation of the codes in this message, see *z/OS DFSMSdfp Advanced Services*. Look at the codes and correct any errors.
- Online—If you are unable to correct the error, contact your local IBM Support Center.

---

**DWW0179E The ARCGIVER server for the ARCXTRCT macro was not available when processing VSAM sphere *dddd*.**

**Explanation:** CICS VR is unable to communicate with DFSMSHsm.

**System action:** Processing of CICS VR stops after parameter analysis. No recovery occurs.

**User response:**

- Batch—Start DFSMSHsm and rerun CICS VR.
- Online—START DFSMSHsm and rerun CICS VR.

---

**DWW0180E An error occurred while using the ARCXTRCT macro for VSAM sphere *dddd*. The return code is X'aa' and the reason code is X'bb'.**

**Explanation:** CICS VR is unable to communicate with DFSMSHsm.

**System action:** Processing of CICS VR stops after parameter analysis. No recovery occurs.

**User response:**

- Batch—See ARCXTRCT in *z/OS DFSMSHsm Managing Your Own Data*.

---

**DWW0181I For data set *dddd* recovery will start from the default time *yydddhmmss*. This data set had version but no STARTTIME specified.**

**Explanation:** CICS VR will use ARCXTRCT to pick up the DFSMSHsm backup time for the version and use this as the STARTTIME for the recovery.

**System action:** CICS VR continues with recovery.

**User response:** None.

---

**DWW0182E Specified backup *dddd1* of VSAM sphere *dddd2* is not an online backup.**

**Explanation:** The ONLINEBACKUPNAME keyword was added to the RECOVER command. However, the backup *dddd1* is not registered in the RCDS as being created while the data set *dddd2* remained online and open to CICS for update. The ONLINEBACKUPNAME keyword should only be specified when the VSAM data set has been restored from a backup that was:

- Registered to CICS VR through the file copy notification service.
- Created while the data set remained online and open to CICS for update.

**System action:** CICS VR stops the recovery for this sphere and continues for the other spheres.

**User response:**



- Batch– Remove the ONLINEBACKUPNAME keyword and resubmit the recovery job. Be sure a proper forward recovery start time has been specified.
- Online– Contact your IBM Support Center, as CICS VR should not have added the ONLINEBACKUPNAME keyword for this backup.

Refer to the RECOVER command description in the *CICS VR Implementation Guide and Reference* for further information.

---

**DWW0183E The STARTTIME value does not match with the timestamp in the RCDS for backup dddd1 of VSAM sphere dddd2. Please change or omit STARTTIME value.**

**Explanation:** The ONLINEBACKUPNAME and STARTTIME keywords were added to the RECOVER command. However, the recovery start time that was recorded in the RCDS for backup dddd1 of VSAM sphere dddd2 during registration does not match the value specified for STARTTIME. To help ensure that all updates made to the data set while the online backup was being created that are not included in backup are applied by CICS VR, IBM recommends using the recovery start time that was stored in the RCDS during registration of the backup.

**System action:** CICS VR stops the recovery for this sphere and continues for the other spheres.

**User response:**

- Batch– Remove the STARTTIME keyword from the RECOVER command to accept the recovery start time stored in the RCDS for the backup. Then, resubmit the recovery job.
- Online– Recreate the recovery job, and accept the default forward recovery start time associated with the backup that CICS VR displays (do not manually change the displayed forward recovery start time). Then, submit the produced recovery job.

Refer to the RECOVER command description in the *CICS VR Implementation Guide and Reference* for further information.

---

**DWW0200S Both the RECOVER and the BACKOUT commands are specified.**

**Explanation:** The RECOVER command (for forward recovery) and the BACKOUT command (for backout) cannot be specified in the same input stream.

**System action:** Processing of CICS VR stops after completion of CICS VR command analysis. No recovery occurs.

**User response:**

- Batch–Specify either RECOVER or BACKOUT in the input stream, and resubmit the job.
- Online–Check your changes to the CICS VR JCL skeleton. Specify either RECOVER or BACKOUT in the input stream, and resubmit the job.

---

**DWW0201S No RECOVER or BACKOUT command is specified.**

**Explanation:** Either the RECOVER command (for forward recovery) or the BACKOUT command (for backout) must be present in the input stream.

**System action:** Processing of CICS VR stops after completion of CICS VR command analysis. No recovery occurs.

**User response:**

- Batch–Specify either RECOVER or BACKOUT in the input stream, and resubmit the job.
- Online–
  - Try to rerun CICS VR using the original JCL skeleton.
  - Check your changes to the CICS VR JCL skeleton. Specify either RECOVER or BACKOUT in the input stream, and resubmit the job.

---

**DWW0202S Logs are defined both via the ALLOCATE command and via the JCL.**

**Explanation:** Only one way to define the logs to CICS VR is allowed: either by using the ALLOCATE command in the input stream, or by the JCL.

**System action:** Processing of CICS VR stops after completion of CICS VR command analysis. No recovery occurs.

**User response:**

- Batch–Specify the logs through the ALLOCATE command, or by the JCL, and resubmit the job.
- Online–Check your changes to the CICS VR JCL skeleton and resubmit the job.

---

**DWW0203S No logs are defined via the ALLOCATE command or the JCL.**

**Explanation:** The logs must be defined to CICS VR either through the ALLOCATE command in the input stream, or by the JCL.

**System action:** Processing of CICS VR stops after completion of CICS VR command analysis. No recovery occurs.

**User response:**

- Batch–Define the logs and resubmit the job.
- Online–Check your changes to the CICS VR JCL skeleton and resubmit the job.

---

**DWW0204S A GDG or concatenated DD statements defining logs is specified for backout processing.**

**Explanation:** Either a generation data group (GDG) that expanded into its generation data sets is specified, or DD statements are concatenated when defining logs to a backout run.

There must be one DD statement for each log, named DWWLOG $x$ , where  $x$  is either blank or one of the numbers 0–9. The *ddname* of the first log to be defined must be DWWLOG, the second DWWLOG0, the third DWWLOG1, and so on, ending with DWWLOG9 for the eleventh and last log.

**System action:** Processing of CICS VR stops after completion of CICS VR command analysis. No recovery occurs.

**User response:**

- Batch—Provide separate DD statements for the individual logs and then resubmit the job.
- Online—Check your changes to the CICS VR JCL skeleton and resubmit the job.

---

**DWW0205S The DD statements that define logs are incorrect.**

**Explanation:** The DD statement that defines logs for a recovery run must be named DWWLOG. All logs must be concatenated to this *ddname*.

The DD statements that define logs for a backout run must be named DWWLOG $x$ , where  $x$  is either blank or a number in the range 0–9. The *ddname* of the first log to be defined must be DWWLOG, the second DWWLOG0, the third DWWLOG1, and so on, ending with DWWLOG9 for the eleventh and last log. The supplied DD statements are not in this form.

**System action:** Processing of CICS VR stops after completion of CICS VR command analysis. No recovery occurs.

**User response:**

- Batch—Ensure that all logs are named according to the standard described in *CICS VR User Guide*, and then resubmit the job.
- Online—Check your changes to the CICS VR JCL skeleton and resubmit the job.

---

**DWW0206S The exit load module xxxx cannot be found.**

**Explanation:** CICS VR could not load the exit program.

**System action:** Processing of CICS VR stops after completion of CICS VR command analysis. No recovery occurs.

**User response:**

- Batch—Ensure that the module name is correct and that the load module library is correctly specified. Then resubmit the job.
- Online—Check that you have:
  - Provided the correct load module library in the CICS VR JCL skeleton. Check this by selecting option 5 from the CICS VR main menu.
  - Provided a valid exit name in the CICS VR exits secondary window.

---

**DWW0208S Both the MVSLOG and the BACKOUT commands are specified. You cannot specify MVSLOG with the BACKOUT command.**

**Explanation:** The MVSLOG command and the BACKOUT command cannot be specified in the same input stream.

**Note:** CICS VR cannot backout a data set using an MVS log stream. CICS Transaction Server recovery manager, VSAM record-level sharing (RLS), and the z/OS system logger combine to provide online backout failure support.

**System action:** Processing of CICS VR stops after completion of CICS VR command analysis. No recovery occurs.

**User response:**

- Batch—To run forward recovery, specify RECOVER in the input stream, and resubmit the job.  
To run backout, remove the MVSLOG command, specify a different log, and resubmit the job.
- Online—Check your changes to the CICS VR JCL skeleton.  
To run forward recovery, specify RECOVER in the input stream, and resubmit the job.  
To run backout, remove the MVSLOG command, specify a different log, and resubmit the job.

---

**DWW0209S A GMT value is specified for a time field. This is only supported if the MVSLOG command is also specified.**

**Explanation:** You can only specify GMT in the time field when recovering using an MVS log stream.

**System action:** Processing of CICS VR stops after completion of CICS VR command analysis. No recovery occurs.

**User response:**

- Batch—If you are using an MVS log stream, add the MVSLOG command. If you are not using an MVS log stream, remove the GMT parameter. Resubmit the job.
- Online—Check your changes to the CICS VR JCL skeleton. Correct the command and resubmit the job.

---

**DWW0210I Error condition is ignored as specified in the error exit. Processing continues.**

**Explanation:** CICS VR failed when trying to process a record from a VSAM data set or log. The error exit is taken and the error condition ignored, as specified in the exit.

**System action:** This message is preceded by one of these messages, which gives the reason that the exit is taken: DWW0601—DWW0605, DWW0621—DWW0624, DWW0634, or DWW0651. When you are recovering from a backup-while-open copy, some of these messages are suppressed. The error condition is ignored, and recovery continues as normal.

**User response:** None.

---

**DWW0211S An error condition occurred. Processing terminates as specified in the error exit.**

**Explanation:** CICS VR failed when trying to process a record from a VSAM data set or log. The error exit is taken and processing is terminated as specified in the exit.

**System action:** This message is preceded by one of these messages, which gives the reason that the exit is taken and the name of the data set: DWW0601—DWW0605, DWW0621—DWW0624, DWW0634, or DWW0651. When you are recovering from a backup-while-open copy, some of these messages are suppressed. CICS VR stops the recovery and prints the reports.

**User response:**

- Batch—Check the preceding message. If a VSAM data set is processed, the meanings of the codes in the message are explained in *z/OS DFSMS Macro Instructions for Data Sets*. If a log was processed, the meaning of the message is explained in the description of the SYNADAF message buffer format found in *z/OS DFSMS Macro Instructions for Data Sets*. The message consists of bytes 50-128.  
Examine the codes and correct any errors. Restore the VSAM data sets from the backup copies and resubmit the job.
- Online—Check the preceding message. If a VSAM data set is processed, the meanings of the codes in the message are explained in *z/OS DFSMS Macro Instructions for Data Sets*. If a log was processed, the meaning of the message is explained in the description of the SYNADAF message buffer format found in *z/OS DFSMS Macro Instructions for Data Sets*. The message consists of bytes 50-128.  
Examine the codes and correct any errors. Restore the VSAM data sets from the backup copies and resubmit the recovery job.

---

**DWW0212S Preceding I/O error has forced termination.**

**Explanation:** CICS VR failed when trying to process a VSAM data set or a log. No CICS VR error exit is provided.

**System action:** This message is preceded by one of these messages, which gives the reason for the failure and the name of the failing data set: DWW0601—DWW0605, DWW0621—DWW0624, DWW0634, or DWW0651. CICS VR stops the recovery and prints the reports.

**User response:**

- Batch—Check the preceding message. If a VSAM data set is processed, the meanings of the codes in the message are explained in *z/OS DFSMS Macro Instructions for Data Sets*. If a log was processed, the meaning of the message is explained in the description of the SYNADAF message buffer format found in *z/OS DFSMS Macro Instructions for Data Sets*. The message consists of bytes 50-128.  
Examine the codes and correct any errors. Restore the VSAM data sets from the backup copies and resubmit the job.
- Online—Check the preceding message. If a VSAM data set is processed, the meanings of the codes in the message are explained in *z/OS DFSMS Macro Instructions for Data Sets*. If a log was processed, the meaning of the message is explained in the description of the SYNADAF message buffer format found in *z/OS DFSMS Macro Instructions for Data Sets*. The message consists of bytes 50-128.  
Examine the codes and correct any errors. Restore the VSAM data sets from the backup copies and resubmit the recovery job.

---

**DWW0213I Label record is missing. Statistics and start time comparison might be inaccurate.**

**Explanation:** CICS VR read more than 32 KB of log records, without finding a label record.

**System action:** CICS VR continues the backout.

**User response:**

- Batch—Check that the correct logs are specified and, if necessary, restore the VSAM data sets from the backup copies before you rerun CICS VR.
- Online—Examine the log. If it is invalid, deregister it. Restore the VSAM data sets from the backup copies and resubmit the recovery job.

---

**DWW0214I The log dddd contains no relevant records.**

**Explanation:** The log *dddd* has probably been switched before any relevant record had been written to it.

**System action:** CICS VR continues the recovery with the next log.

**User response:** None.

---

**DWW0215S** Both the MVSLOG command with keyword CATALOG or NAME and the ALLOCATE command are specified. When recovering with an MVS log stream, no other log can be specified as input to CICS VR.

**Explanation:** You cannot specify the ALLOCATE command when you are recovering using an MVS log stream.

**System action:** Processing of CICS VR stops after completion of CICS VR command analysis. No recovery occurs.

**User response:**

- Batch—If you are using an MVS log stream, remove the ALLOCATE command. If you are not using an MVS log stream, remove the MVSLOG command. Resubmit the job.
- Online—Check your changes to the CICS VR JCL skeleton. Correct the command and resubmit the job.

---

**DWW0216S** You cannot use the old type of preapply exit when you are recovering with an MVS log stream.

**Explanation:** If you are recovering using an MVS log stream and have specified a preapply exit, the exit must be the new type.

**System action:** Processing of CICS VR stops after completion of CICS VR command analysis. No recovery occurs.

**User response:**

- Batch—Specify the correct pre-apply exit type in your CICS VR input stream. Resubmit the job.
- Online—Check your changes to the CICS VR JCL skeleton. Correct the command and resubmit the job.

---

**DWW0217S** The data sets that were specified for the shadow function have earlier been shadowed separately.

**Explanation:** You have merged this recovery job into one step.

**System action:** Processing of CICS VR stops. No recovery occurs.

**User response:**

- Batch—Return the recovery job to its original state and run as one step.

---

**DWW0241E** Preceding I/O error has forced termination.

**Explanation:** CICS VR failed when trying to process a VSAM sphere. No CICS VR error exit is provided.

**System action:** This message is preceded by one of these messages, which gives the reason for the failure and the name of the failing data set: DWW0601–DWW0605, DWW0621–DWW0624, DWW0634, or DWW0651. CICS VR stops the recovery for this sphere and continues the recovery for the other spheres.

**System action:** Check the preceding message. If a VSAM data set is processed, the meanings of the codes in the message are explained in *z/OS DFSMS Macro Instructions for Data Sets* .

Examine the codes and correct any errors. Restore the VSAM data sets from the backup copies and resubmit the recovery job.

**User response:** Check the preceding message. If a VSAM data set is processed, the meanings of the codes in the message are explained in *z/OS DFSMS Macro Instructions for Data Sets* .

Examine the codes and correct any errors. Restore the VSAM data sets from the backup copies and resubmit the job.

---

**DWW0242E** Open of data set *dddd* failed. VSAM return codes are R15=X'cc', FDBK=X'nn'.

**Explanation:** An attempt to open data set *dddd* failed. *cc* is the return code in register 15 and *nn* is the value of the feedback field in the request parameter list (RPL).

**System action:** CICS VR stops the recovery for this sphere and continues for the other spheres.

**User response:** For an explanation of the codes in this message, refer to *z/OS DFSMS Macro Instructions for Data Sets* . Look at the codes and correct any errors. Restore the VSAM data sets from the backup copies and resubmit the job.

---

**DWW0243E** An illegal record length is in the after-image record. The data set is *dddd* .

**Explanation:** CICS VR has found an after-image with an invalid record length when recovering from a z/OS log. The keyword value FIXED in the FCTCOMP command is not specified. The CICS VR default is VARIABLE. Thus, CICS assumes the first 4 bytes to be the record descriptor word (RDW). Refer to *z/OS DFSMS Macro Instructions for Data Sets* for more information about the RDW.

**System action:** CICS VR stops the recovery for this sphere and continues for the other spheres.

**User response:** Include the FCTCOMP FIXED



command and keyword, and then rerun CICS VR. If CICS VR applied updates to the VSAM data set, restore a new copy from the backup before you rerun the job.

---

**DWW0244I** The keyword AUTOJOURNALS was specified in the RECOVER command but no MVSLOG command was found. The keyword AUTOJOURNALS is only supported together with the MVSLOG command.

**Explanation:** The AUTOJOURNALS keyword was specified in the RECOVER command. This informs CICS VR to forward recover the VSAM spheres listed in the recovery job step only from log records produced by CICS TS autojournaling. However, the MVSLOG command does not appear in the recovery job step, indicating that the sphere was not updated by CICS TS.

**System action:** CICS VR ignores the AUTOJOURNALS keyword and continues.

**User response:** Remove the AUTOJOURNALS keyword from the RECOVER command.

---

**DWW0400S** The DD statement that defines logs for a forward recovery run is incorrect.

**Explanation:** The DD statement that defines logs for a recovery run must be named DWWLOG. All logs must be concatenated to this ddname.

The DD statements that define logs for a backout run must be named DWWLOG $x$ , where  $x$  is either blank or a number in the range 0-9. The *ddname* of the first log to be defined must be DWWLOG, the second DWWLOG0, the third DWWLOG1, and so on, ending with DWWLOG9 for the eleventh and last log. The supplied DD statements are not in this form.

**System action:** Processing of CICS VR stops after completion of CICS VR command analysis. No recovery occurs.

**User response:**

- Batch—Ensure that all logs are named according to the standard described in *CICS VR User's Guide*, and then resubmit the job.
- Online—Check your changes to the CICS VR JCL skeleton and resubmit the job.

---

**DWW0401S** The first record on the current log is not a label record.

**Explanation:** The current log does not start with a label record, or the log is empty.

**System action:** CICS VR stops the backout or forward recovery and prints the reports.

**User response:**

- Batch—Ensure that the first record is a log label record and then rerun CICS VR. Remember to restore the VSAM data sets from the backup copies before resubmitting the job.
- Online—Examine the log. If it is invalid, deregister it. Restore the VSAM data sets from the backup copies and resubmit the recovery job.

---

**DWW0450W** A gap is encountered between record *nn1* and record *nn2* on log *dddd* when reading forward. Processing continues.

**Explanation:** A gap in the sequence numbers between two label records is found in log *dddd*. The records are in the correct time sequence. That is, record *nn1*, which precedes record *nn2* on the log, has an earlier time stamp. This message could mean that records needed for recovery are missing. Some possible causes are:

- A log was skipped during archiving.
- Label records were skipped over by a selective archiving program; records needed for recovery might also be skipped.
- The journal archive control data set (JACD) is damaged or inaccessible, causing the wrong sequence numbers to be used on label records.
- A log contained data other than log records.

This message is issued if command SEQCHKR GAPINSEQUENCE(WARNING) is specified, or WARNING is specified in the sequence checking secondary window.

**System action:** CICS VR continues the recovery.

**User response:**

- Batch—Find out why there is a gap in the label records. (Check the contents of the log to see whether all records needed for recovery are present.) Rerun CICS VR.

Remember to restore the VSAM data sets from the backup copies before you rerun CICS VR.

- Online—If a log containing records needed for recovery is missing, archive this log and rerun CICS VR.

If all logs are present, find out why there is a gap in the label records. (Check the contents of the log to see whether all records needed for recovery are present.)

Remember to restore the VSAM data sets from the backup copies before you resubmit the recovery job.

---

**DWW0451S** A gap is encountered between record *nn1* and record *nn2* on log *dddd* when reading forward. Processing terminates.

**Explanation:** Same as explanation for message DWW0450W, except that this message is issued if command SEQCHKR GAPINSEQUENCE(STOP) is specified, or if STOP is specified in the sequence

checking secondary window.

**System action:** CICS VR stops the recovery and prints the reports.

**User response:**

- Batch—Find out why there is a gap in the label records. (Check the contents of the log to see whether all records needed for recovery are present.) Rerun CICS VR.

If you want to accept the error message, specify either of these commands:

```
SEQCHKR GAPINSEQUENCE(WARNING)
SEQCHKR GAPINSEQUENCE(IGNORE)
```

Remember to restore the VSAM data sets from the backup copies before you rerun CICS VR.

- Online—If a log containing records needed for recovery is missing, archive this log and rerun CICS VR.

If all logs are present, find out why there is a gap in the label records. (Check the contents of the log to see whether all records needed for recovery are present.)

If you want to accept the error message, specify either WARNING or IGNORE in the sequence checking secondary window.

Remember to restore the VSAM data sets from the backup copies before you resubmit the recovery job.

---

**DWW0452W Record *nn1* is found out of sequence when reading forward on log *dddd*. The preceding record is *nn2*. Processing continues.**

**Explanation:** Two label records are not in the correct time sequence in log *dddd*. Record *nn2*, which precedes record *nn1* on the log, has a later time stamp. Also, the sequence numbers of these records are not in sequence.

**Note:** For CICS logs, the label sequence numbers *nn1* and *nn2* are artificially created when CICS VR converts the label record to CICS/ESA 4.1 format. So the label sequence numbers do not appear on the CICS log.

Some possible causes for this message are:

- A log was written over an older log and the data set is not closed. This can occur when the system abends.
- The time and date were specified incorrectly during an IPL of the operating system.
- A log contained data other than log records.

This message is issued if command SEQCHKR OUTOFSEQUENCE(WARNING) is specified, or if WARNING is specified in the sequence checking secondary window.

**System action:** CICS VR continues the recovery.

**User response:**

- Batch: Find out why there is a gap in the label records. (Check the contents of the log to see whether all records needed for recovery are present.) Rerun CICS VR.

Remember to restore the VSAM data sets from the backup copies before you resubmit the recovery job.

---

**DWW0453S Record *nn1* is found out of sequence when reading forward on log *dddd*. The preceding record is *nn2*. Processing terminates.**

**Explanation:** Two label records are not in the correct time sequence in log *dddd*. Record *nn2*, which precedes record *nn1* on the log, has a later time stamp. Also, the sequence numbers of these records are not in sequence.

**Note:** For CICS logs, the label sequence numbers *nn1* and *nn2* are artificially created when CICS VR converts the label record to CICS/ESA 4.1 format. So the label sequence numbers do not appear on the native CICS log.

Some possible causes for this message are:

- A log has been written over an older log and the data set is not closed. This can occur when the system abends.
- The time and date were specified incorrectly during an IPL of the operating system.
- A log contained data other than log records.

This message is issued if you specified:

- The SEQCHKR OUTOFSEQUENCE(STOP) command.
- STOP in the sequence checking secondary window.
- No option in the out of sequence field of the sequence checking secondary window.

**System action:** CICS VR stops the recovery and prints the reports.

**User response:**

- Batch—Find out why there is a gap in the label records. (Check the contents of the log to see whether all records needed for recovery are present.) Rerun CICS VR.

If you want to accept the error message and run CICS VR, specify either of these commands:

```
SEQCHKR OUTOFSEQUENCE(WARNING)
SEQCHKR OUTOFSEQUENCE(IGNORE)
```

Remember to restore the VSAM data sets from the backup copies before you rerun CICS VR.

- Online—If logs are specified in the wrong order, correct the order and rerun CICS VR.

If a log was not closed, close it and rerun CICS VR.

If you want to accept the error message and run CICS VR, specify either WARNING or IGNORE in the sequence checking secondary window.

Remember to restore the VSAM data sets from the backup copies before you resubmit the recovery job.

**DWW0454W An unexpected zero sequence number is found when reading forward on log dddd. The preceding record is nn1. Processing continues.**

**Explanation:** A label record with a zero sequence number was found, and the record before it (*nn1*) does not have the maximum sequence number ( $2^{32}-1$ ). Both records are on log *dddd*. Some possible causes are:

- The sequence number was reset to zero by CICS. If you do not have a journal archive control data set (JACD), CICS resets the sequence number at every cold start and warm start. CICS VR functions correctly in this situation.
- A zero sequence number occurred because the JACD is damaged or lost. CICS VR functions correctly in this situation.
- A log was skipped during archiving, and the next log started with a record with zero sequence number.
- A log contained data other than log records.

This message is issued if command SEQCHKR RESETSEQUENCE(WARNING) is specified, or if WARNING is specified in the sequence checking secondary window.

**System action:** CICS VR continues the recovery.

**User response:**

- Batch—If the sequence number was reset to zero because you are not using a JACD, no action is required.

If you are using a JACD, find out why the zero sequence number occurred. If the JACD is damaged or lost, no action is required. If a log was skipped during archiving, rerun CICS VR after archiving the log. In other cases, check the contents of the log to see whether all records needed for recovery are present.

Remember to restore the VSAM data sets from the backup copies before you rerun CICS VR.

- Online—If the sequence number was reset to zero because you are not using a JACD, no action is required.

If you are using a JACD, find out why the zero sequence number occurred. If the JACD is damaged or lost, no action is required. If a log was skipped during archiving, rerun CICS VR after archiving the log. In other cases, check the contents of the log to see whether all records needed for recovery are present.

Remember to restore the VSAM data sets from the backup copies before you resubmit the recovery job.

**DWW0455S An unexpected zero sequence number is found when reading forward on log dddd. The preceding record is nn1. Processing terminates.**

**Explanation:** A label record with a zero sequence number was found, and the record before it (*nn1*) does not have the maximum sequence number ( $2^{32}-1$ ). Both records are on log *dddd*. Some possible causes are:

- The sequence number was reset to zero by CICS. If you do not have a journal archive control data set (JACD), CICS resets the sequence number at every cold start and warm start. CICS VR functions correctly in this situation.
- A zero sequence number occurred because the JACD is damaged or lost. CICS VR functions correctly in this situation.
- A log was skipped during archiving, and the next log started with a record with zero sequence number.
- A log contained data other than log records.

This message is issued if you specified:

- The SEQCHKR RESETSEQUENCE(STOP) command
- STOP in the sequence checking secondary window
- No option in the reset sequence field of the sequence checking secondary window

**System action:** CICS VR stops the recovery and prints the reports.

**User response:**

- Batch—If the sequence number was reset to zero because you are not using a JACD, specify one of these commands and then rerun CICS VR:

```
SEQCHKR RESETSEQUENCE(WARNING)
SEQCHKR RESETSEQUENCE(IGNORE)
```

If you are using a JACD, find out why the zero sequence number occurred. If the JACD is damaged or lost, no action is required. If a log was skipped during archiving, rerun CICS VR after archiving the log. In other cases, check the contents of the log to see whether all records needed for recovery are present.

If you want to accept the error message and run CICS VR, specify either of these commands:  
SEQCHKR RESETSEQUENCE(WARNING)  
SEQCHKR RESETSEQUENCE(IGNORE)

Remember to restore the VSAM data sets from the backup copies before you rerun CICS VR.

- Online—If the sequence number was reset to zero because you are not using a JACD, specify either WARNING or IGNORE in the sequence checking secondary window.

If you are using a JACD, find out why the zero sequence number occurred. If the JACD is damaged

or lost, no action is required. If a log was skipped during archiving, rerun CICS VR after archiving the log. In other cases, check the contents of the log to see whether all records needed for recovery are present.

If you want to accept the error message and run CICS VR, specify either WARNING or IGNORE in the sequence checking secondary window.

Remember to restore the VSAM data sets from the backup copies before you resubmit the recovery job.

---

**DWW0456W A gap is encountered when switching logs and reading forward. Record *nn1* on log *dddd1* precedes record *nn2* on log *dddd2*. Processing continues.**

**Explanation:** A sequence number gap was found between two label records when switching logs; the sequence numbers are not in sequence. The records are in the correct time sequence. That is, record *nn1*, which is the last record on log *dddd1*, has an earlier time stamp than record *nn2*, which is the first record on log *dddd2*. This message might mean that records needed for recovery are missing. Some possible causes are:

- A log was omitted when specifying the logs to CICS VR in the ALLOCATE statement, or logs are specified in the wrong order.
- A log was skipped during archiving.
- Label records were skipped over by a selective archiving program; records needed for recovery might also be skipped.
- The journal archive control data set (JACD) is damaged or inaccessible, causing the wrong sequence numbers to be used on label records.
- A log contained data other than log records.

This message is issued if command SEQCHKL GAPINSEQUENCE(WARNING) is specified, or if WARNING is specified in the sequence checking secondary window.

**System action:** CICS VR continues the recovery.

**User response:**

- Batch—If you omitted a log that does not contain any records needed for the recovery run, no action is required. CICS VR recovery functions correctly when a log is missing if the log does not contain any records for the data sets being recovered.

If a log containing records needed for recovery is missing, archive this log and rerun CICS VR.

If all logs are present, find out why there is a gap in the label records. (Check the contents of the log to see whether all records needed for recovery are present.)

Remember to restore the VSAM data sets from the backup copies before you rerun CICS VR.

- Online—If you omitted a log that does not contain any records needed for the recovery run, no action is

required. CICS VR recovery functions correctly when a log is missing if the log does not contain any records for the data sets being recovered.

If a log containing records needed for recovery is missing, archive this log and rerun CICS VR.

If all logs are present, find out why there is a gap in the label records. (Check the contents of the log to see whether all records needed for recovery are present.)

Remember to restore the VSAM data sets from the backup copies before you resubmit the recovery job.

---

**DWW0457S A gap is encountered when switching logs and reading forward. Record *nn1* on log *dddd1* precedes record *nn2* on log *dddd2*. Processing terminates.**

**Explanation:** A sequence number gap was found between two label records when switching logs; the sequence numbers are not in sequence. The records are in the correct time sequence. That is, record *nn1*, which is the last record on log *dddd1*, has an earlier time stamp than record *nn2*, which is the first record on log *dddd2*. This message might mean that records needed for recovery are missing. Some possible causes are:

- A log was omitted when specifying the log to CICS VR in the ALLOCATE statement, or logs are specified in the wrong order.
- A log was skipped during archiving.
- Label records were skipped over by a selective archiving program; records needed for recovery might also be skipped.
- The journal archive control data set (JACD) is damaged or inaccessible, causing the wrong sequence numbers to be used on label records.
- A log contained data other than log records.

This message is issued if you specified:

- The SEQCHKR GAPINSEQUENCE(STOP) command
- STOP in the sequence checking secondary window
- No option in the gap in sequence field of the sequence checking secondary window

**System action:** CICS VR stops the recovery and prints the reports.

**User response:**

- Batch—If you omitted a log that does not contain any records needed for the recovery run, the run will be successful if you rerun CICS VR and specify either of these commands:

```
SEQCHKR GAPINSEQUENCE(WARNING)
SEQCHKR GAPINSEQUENCE(IGNORE)
```

If a log containing records needed for recovery is missing, archive this log and rerun CICS VR.



If all logs are present, find out why there is a gap in the label records. (Check the contents of the log to see whether all records needed for recovery are present.)

If you want to accept the error message and run CICS VR, specify either of these commands:

```
SEQCHKR GAPINSEQUENCE(WARNING)
SEQCHKR GAPINSEQUENCE(IGNORE)
```

Remember to restore the VSAM data sets from the backup copies before you rerun CICS VR.

- Online—If you omitted a log that does not contain any records needed for the recovery run, the run will be successful if you rerun CICS VR and specify either WARNING or IGNORE in the sequence checking secondary window.

If a log containing records needed for recovery is missing, archive this log and rerun CICS VR.

If all logs are present, find out why there is a gap in the label records. (Check the contents of the log to see whether all records needed for recovery are present.)

If you want to accept the error message and run CICS VR, specify either WARNING or IGNORE in the sequence checking secondary window.

Remember to restore the VSAM data sets from the backup copies before you resubmit the recovery job.

---

**DWW0458W A record is found out of sequence when switching logs and reading forward.**  
**Record *nn1* on log *dddd1* precedes record *nn2* on log *dddd2*. Processing continues.**

**Explanation:** Two label records are not in the correct time sequence. Record *nn1*, which is the last record on log *dddd1*, has a later time stamp than record *nn2*, which is the first record on log *dddd2*. Also, the sequence numbers of these records are not in sequence.

**Note:** For CICS logs, the label sequence numbers *nn1* and *nn2* are artificially created when CICS VR converts the label record to CICS/ESA 4.1 format. So, the label sequence numbers do not appear on the native CICS log.

Some possible causes for this message are:

- Logs are specified in the wrong order in the ALLOCATE statement or the same log was specified twice.
- Logs were archived in the wrong time sequence, or a log was archived twice in a row.
- A log was written over an older log, and the data set is not closed. This can occur when the system abends.
- The time and date were specified incorrectly during an IPL of the operating system.
- A log contained data other than log records.

This message is issued if command SEQCHKL OUTOFSEQUENCE(WARNING) is specified, or if WARNING is specified in the sequence checking secondary window.

**System action:** CICS VR continues the recovery.

**User response:**

- Batch: If logs are specified in the wrong order, correct the order and rerun CICS VR. If a log was not closed, close it and rerun CICS VR.

Remember to restore the VSAM data sets from the backup copies before you rerun CICS VR.

- Online: Contact your local IBM Support Center.

Remember to restore the VSAM data sets from the backup copies before you resubmit the recovery job.

---

**DWW0459S A record is found out of sequence when switching logs and reading forward.**  
**Record *nn1* on log *dddd1* precedes record *nn2* on log *dddd2*. Processing terminates.**

**Explanation:** Two label records are not in the correct time sequence. Record *nn1*, which is the last record on log *dddd1*, has a later time stamp than record *nn2*, which is the first record on log *dddd2*. Also, the sequence numbers of these records are not in sequence.

**Note:** For CICS logs, the label sequence numbers *nn1* and *nn2* are artificially created when CICS VR converts the label record to CICS/ESA 4.1 format. So, the label sequence numbers do not appear on the native CICS log.

Some possible causes for this message are:

- Logs were specified in the wrong order in the ALLOCATE statement, or the same log was specified twice.
- Logs were archived in the wrong time sequence, or a log was archived twice in a row.
- A log was written over an older log, and the data set is not closed. This can occur when the system abends.
- The time and date were specified incorrectly during an IPL of the operating system.
- A log contained data other than log records.

This message is issued if you specified:

- The SEQCHKR OUTOFSEQUENCE(STOP) command
- STOP in the sequence checking secondary window
- No option in the out of sequence field of the sequence checking secondary window

**System action:** CICS VR stops the recovery and prints the reports.

**User response:**

- Batch: If logs are specified in the wrong order, correct the order and rerun CICS VR. If a log was not closed, close it and rerun CICS VR.

If you want to accept the error message and run CICS VR, specify either of these commands:

```
SEQCHKR OUTOFSEQUENCE(WARNING)
SEQCHKR OUTOFSEQUENCE(IGNORE)
```

Remember to restore the VSAM data sets from the backup copies before you rerun CICS VR.

- Online: Contact your local IBM Support Center.

If you want to accept the error message and run CICS VR, specify either WARNING or IGNORE in the sequence checking secondary window.

Remember to restore the VSAM data sets from the backup copies before you resubmit the recovery job.

---

**DWW0460W A record with a zero sequence number is found when switching logs and reading forward. Record *nn1* on log *dddd1* precedes record *nn2* on log *dddd2*. Processing continues.**

**Explanation:** A label record with a zero sequence number was found, and the record before it (*nn1*) does not have the maximum sequence number ( $2^{32}-1$ ). Record *nn1* is the last record on log *dddd1*, and the zero record is the first record on log *dddd2*. Some possible causes for this message are:

- The sequence number was reset to zero by CICS. If you do not have a journal archive control data set (JACD), CICS resets the sequence number at every cold start and warm start. CICS VR functions correctly in this situation.
- A log was omitted when specifying the logs in the ALLOCATE statement, and the next log started with a zero record.
- A zero sequence number occurred because the JACD is damaged or lost. CICS VR functions correctly in this situation.
- A log was skipped during archiving, and the next log started with a record with a zero sequence number.
- A log contained data other than log records.

This message is issued if command SEQCHKL RESETSEQUENCE(WARNING) is specified, or if WARNING is specified in the sequence checking secondary window.

**System action:** CICS VR continues the recovery.

**User response:**

- Batch—If the sequence number was reset to zero because you are not using a JACD, no action is required.  
If you omitted a log, archive this log and rerun CICS VR.  
If you are using a JACD, find out why the zero sequence number occurred. If the JACD is damaged or lost, no action is required. If a log was skipped

during archiving, rerun CICS VR after archiving the log. In other cases, check the contents of the log to see whether all records needed for recovery are present.

Remember to restore the VSAM data sets from the backup copies before you rerun CICS VR.

- Online—If the sequence number was reset to zero because you are not using a JACD, no action is required.

If you omitted a log, archive this log and rerun CICS VR.

If you are using a JACD, find out why the zero sequence number occurred. If the JACD is damaged or lost, no action is required. If a log was skipped during archiving, rerun CICS VR after archiving the log. In other cases, check the contents of the log to see whether all records needed for recovery are present.

Remember to restore the VSAM data sets from the backup copies before you resubmit the recovery job.

---

**DWW0461S A record with a zero sequence number is found when switching logs and reading forward. Record *nn1* on log *dddd1* precedes record *nn2* on log *dddd2*. Processing terminates.**

**Explanation:** Two label records are not in the correct time sequence. Record *nn1*, which is the last record on log *dddd1*, has a later time stamp than record *nn2*, which is the first record on log *dddd2*. Also, the sequence numbers of these records are not in sequence. Some possible causes for this message are:

- The logs are specified in the wrong order in the ALLOCATE statement, or the same log was specified twice.
- Logs were archived in the wrong time sequence, or a log was archived twice.
- A log was written over an older log, and the data set is not closed. This can occur when the system abends.
- The time and date were specified incorrectly during an IPL of the operating system.
- A log contained data other than log records.

This message is issued if command SEQCHKL RESETSEQUENCE(STOP) is specified, or if STOP is specified in the sequence checking secondary window.

**System action:** CICS VR stops the recovery and prints the reports.

**User response:**

- Batch—If the sequence number was reset to zero because you are not using a journal archive control data set (JACD), specify either of these commands and then rerun CICS VR:

SEQCHKL RESETSEQUENCE(WARNING)  
SEQCHKL RESETSEQUENCE(IGNORE)

If you omitted a log, archive this log and rerun CICS VR.

If you are using a JACD, find out why the zero sequence number occurred. If the JACD is damaged or lost, no action is required. If a log was skipped during archiving, rerun CICS VR after archiving the log. In other cases, check the contents of the log to see whether all records needed for recovery are present.

If you want to accept the error message and run CICS VR, specify one of these commands:

SEQCHKL RESETSEQUENCE(WARNING)  
SEQCHKL RESETSEQUENCE(IGNORE)

Remember to restore the VSAM data sets from the backup copies before you rerun CICS VR.

- Online—If the sequence number was reset to zero because you are not using a journal archive control data set (JACD), specify either WARNING or IGNORE in the sequence checking secondary window.

If you omitted a log, archive this log and rerun CICS VR.

If you are using a JACD, find out why the zero sequence number occurred. If the JACD is damaged or lost, no action is required. If a log was skipped during archiving, rerun CICS VR after archiving the log. In other cases, check the contents of the log to see whether all records needed for recovery are present.

If you want to accept the error message and run CICS VR, specify either WARNING or IGNORE in the sequence checking secondary window.

Remember to restore the VSAM data sets from the backup copies before you resubmit the recovery job.

---

**DWW0462I A preformatted log *dddd* does not have an end-of-file marker.**

**Explanation:** CICS VR has read a preformatted log record on log *dddd*. CICS VR interprets this as a signal that it has just read past the logical end of file.

**System action:** CICS VR recovery continues with the next log.

**User response:** None.

---

**DWW0470S A record that is too short to contain the file control system prefix is found on the log *dddd*. The minimum expected length is *nn1*. The actual length is *nn2*.**

**Explanation:** A record is found on the log that is too

short to accommodate the file control system prefix. The name of the log is *dddd*. The minimum length of such a record is *nn1*, and the actual record length found is *nn2*. The log being processed either is not produced by CICS, or is a CICS log that is corrupted.

**System action:** CICS VR stops the recovery and prints the reports.

**User response:**

- Batch—Specify the correct log, and rerun CICS VR.  
Remember to restore the VSAM data sets from the backup copies before you rerun CICS VR.
- Online—Contact your local IBM Support Center.  
Remember to restore the VSAM data sets from the backup copies before you resubmit the recovery job.

---

**DWW0471S The file control system prefix of a record found on the log *dddd* is too long. The maximum expected length is *nn1*. The actual length is *nn2*.**

**Explanation:** A record on the log being processed contains a file control system prefix that is too long. The name of the log is *dddd*. The maximum length of the file control system prefix is *nn1*, and the actual prefix length is *nn2*. The log being processed either is not produced by CICS, or is a CICS log that is corrupted.

**System action:** CICS VR stops the recovery and prints the reports.

**User response:**

- Batch—Specify the correct log, and rerun CICS VR.  
Remember to restore the VSAM data sets from the backup copies before you rerun CICS VR.
- Online—Contact your local IBM Support Center.  
Remember to restore the VSAM data sets from the backup copies before you resubmit the recovery job.

---

**DWW0472S A change from CICS Version 2 record types to CICS Version 3 record types is found on, or at the start of log *dddd*. Processing terminates.**

**Explanation:** Logs are specified that contain records produced by CICS TS, followed by records produced by CICS/ESA 4.1. This is probably because of a log switch occurring between two logs. The log is *dddd*.

**System action:** CICS VR stops the recovery and prints the reports.

**User response:**

- Batch—Split your recovery job into several CICS VR job steps.  
Remember to restore the VSAM data sets from the backup copies before you rerun CICS VR.
- Online—Contact your local IBM Support Center.

Remember to restore the VSAM data sets from the backup copies before you resubmit the recovery job.

---

**DWW0473S** A change from CICS Version 3 record types to CICS Version 2 record types is found on, or at the start of log *dddd*. Processing terminates.

**Explanation:** Logs are specified that contain records produced by CICS/ESA 4.1, followed by records produced by CICS TS. This is probably because of a log switch occurring between two logs. The log is *dddd*.

**System action:** CICS VR stops the recovery and prints the reports.

**User response:**

- Batch—Split your recovery job into several CICS VR job steps.  
Remember to restore the VSAM data sets from the backup copies before you rerun CICS VR.
- Online—Contact your local IBM Support Center.  
Remember to restore the VSAM data sets from the backup copies before you resubmit the recovery job.

---

**DWW0474S** A DSNAMES record found on log *dddd* is too short. The minimum expected length was *nn1*. The actual record length was *nn2*. Processing terminates.

**Explanation:** A DSNAMES record is found on the log that is too short. The name of the log is *dddd*. The minimum length of such a record is *nn1*, and the actual DSNAMES record length found is *nn2*. The log being processed either is not produced by CICS, or is a CICS log that is corrupted.

**System action:** CICS VR stops the recovery and prints the reports.

**User response:**

- Batch—Specify the correct log, and rerun CICS VR.  
Remember to restore the VSAM data sets from the backup copies before you rerun CICS VR.
- Online—Contact your local IBM Support Center.  
Remember to restore the VSAM data sets from the backup copies before you resubmit the recovery job.

---

**DWW0475S** A DSNAMES record with an incorrect version has been found on log *dddd*. Processing terminates.

**Explanation:** A log was specified that contains records produced by different versions of CICS. The log is *dddd*.

**System action:** CICS VR stops the recovery and prints the reports.

**User response:**

- Batch—Specify the correct log, and rerun CICS VR.

Remember to restore the VSAM data sets from the backup copies before you rerun CICS VR.

- Online—Contact your local IBM Support Center.  
Remember to restore the VSAM data sets from the backup copies before you resubmit the recovery job.

---

**DWW0476S** A record with an invalid access path key offset or length is found on log *dddd*. The offset is *nn1*, and the length is *nn2*. Processing terminates.

**Explanation:** A log was specified that contains a record with an invalid access path key length, or an invalid offset to the access path key. The name of the log is *dddd*. The offset found on the log is *nn1*, and the length found is *nn2*.

**System action:** CICS VR stops the recovery and prints the reports.

**User response:**

- Batch—Specify the correct log, and rerun CICS VR.  
Remember to restore the VSAM data sets from the backup copies before you rerun CICS VR.
- Online—Contact your local IBM Support Center.  
Remember to restore the VSAM data sets from the backup copies before you resubmit the recovery job.

---

**DWW0477S** A record with an invalid base key offset or length is found on log *dddd*. The offset is *nn1*, and the length is *nn2*. Processing terminates.

**Explanation:** A log was specified that contains a record with an invalid base key length, or an invalid offset to the base key. The name of the log is *dddd*. The offset found on the log is *nn1*, and the length found is *nn2*.

**System action:** CICS VR stops the recovery and prints the reports.

**User response:**

- Batch—Specify the correct log, and rerun CICS VR.  
Remember to restore the VSAM data sets from the backup copies before you rerun CICS VR.
- Online—Contact your local IBM Support Center.  
Remember to restore the VSAM data sets from the backup copies before you resubmit the recovery job.

---

**DWW0478S** A record with an invalid redo part offset or length is found on log *dddd*. The offset is *nn1*, and the length is *nn2*. Processing terminates.

**Explanation:** A log was specified that contains a record with an invalid redo part length, or an invalid offset to the redo part. The name of the log is *dddd*. The offset found on the log is *nn1*, and the length found is *nn2*.



**System action:** CICS VR stops the recovery and prints the reports.

**User response:**

- Batch—Specify the correct log, and rerun CICS VR. Remember to restore the VSAM data sets from the backup copies before you rerun CICS VR.
- Online—Contact your local IBM Support Center. Remember to restore the VSAM data sets from the backup copies before you resubmit the recovery job.

---

**DWW0479W Log records with FCT entry name *fff* for the data set *dddd* are processed as being in variable format. But *nn1* out of *nn2* add or update log records did not meet variable format checks.**

**Explanation:** Some records on the log for file control table (FCT) entry name *fff*, and data set name *dddd*, are processed by CICS VR as being in variable record format. Not all the records on the log for FCT *fff* and data set *dddd* are in variable record format. A total of *nn2* records are processed for that data set, and *nn1* add or update records on the log are not in variable record format.

If you are running CICS VR without the ISPF dialog interface, this message could be caused by an incorrect or missing FCTCOMP specification.

If you are using the ISPF dialog interface, this message could be caused by incorrect or missing input in the log format parameters secondary window.

**System action:** CICS VR completes the recovery.

**User response:**

- Batch—CICS VR might damage your VSAM data set. Check your data set, and correct the FCTCOMP command. If necessary, restore the data set from the backup copies, and rerun CICS VR.
- Online—CICS VR might damage your VSAM data set. Check your data set, and correct the parameters in the log format parameters secondary window. If necessary, restore the data set from the backup copies, and resubmit the recovery job.

---

**DWW0480W Log records with FCT entry name *fff* for the data set *dddd* are processed as being in fixed format. But all the *nn* add or update log records met variable format checks.**

**Explanation:** All records on the log for file control table (FCT) entry name *fff* and data set name *dddd*, are processed by CICS VR as being in fixed record format. But, all the records on the log for FCT *fff* and data set *dddd* met variable record format checks.

If you are running CICS VR without the ISPF dialog interface, this message could be caused by an incorrect FCTCOMP specification.

If you are using the ISPF dialog interface, this message could be caused by incorrect input in the log format parameters secondary window.

**System action:** CICS VR completes the recovery.

**User response:**

- Batch—CICS VR might damage your VSAM data set. Check your data set, and correct the FCTCOMP command. If necessary, restore the data set from the backup copies, and rerun CICS VR.
- Online—CICS VR might damage your VSAM data set. Check your data set, and correct the parameters in the log format parameters secondary window. If necessary, restore the data set from the backup copies, and resubmit the recovery job.

---

**DWW0481S The record format of log *dddd* is fixed.**

**Explanation:** The record format of log *dddd* is fixed. This record format is invalid for logs.

**System action:** CICS VR recovery stops.

**User response:**

- Batch—Ensure the log record format is correct and rerun the job.
- Online—Ensure the log record format is correct and rerun the job.

---

**DWW0500A Additional logs are needed to finish backout. Enter the name of a log or STOP.**

**Explanation:** The backout function processed all the defined logs, but one or more tasks are not completely backed out. This means that one or more logs are needed to finish the backout.

You will also get this message if the data set that you are trying to process does not need to be backed out.

**System action:** Processing stops until a reply is entered. If the name of a valid log is specified, the recovery continues. If the reply is STOP, the program stops the recovery and prints the reports.

**User response:**

- Batch—The system administrator (or the operator) should either enter the name of the next log in the sequence to be used in the backout process, or enter STOP to stop processing.

---

**DWW0501A Log *dddd* is not allocated. Enter the new name or STOP.**

**Explanation:** The operator entered the name of a data set as a reply to message DWW0500. CICS VR attempts to dynamically allocate the data set but fails.

**System action:** Processing stops until a reply is entered. If the name of a valid log is specified, the recovery continues. If the reply is STOP, the program

stops the recovery and prints the reports.

**User response:**

- Batch—The system administrator (or the operator) should either enter the name of the next log in the sequence to be used in the backout process, or enter STOP to stop processing.

---

**DWW0502S Not enough logs are supplied.  
Processing terminates.**

**Explanation:** The system administrator, or the operator, entered STOP in response to message DWW0500, DWW0501, or DWW0503.

**System action:** CICS VR stops the recovery and prints the reports.

**User response:**

- Batch—Ensure that all required logs are available and defined to CICS VR. Add the names of older logs that are needed to complete the backout to the list of logs already described to CICS VR. Restore a new copy of the VSAM data set from the backup and resubmit the job.

---

**DWW0503A \*\*\*\* Reply is invalid \*\*\*\* Please enter  
the name of the log or STOP.**

**Explanation:** The reply to message DWW0500 or DWW0501 is invalid.

**System action:** Processing stops until a valid reply is entered. If the name of a valid log is specified, the recovery continues. If the reply is STOP, the program stops the recovery and prints the reports.

**User response:**

- Batch—The system administrator (or the operator) should either enter the name of the next log in the sequence to be used in the backout process, or enter STOP to stop processing.

---

**DWW0504S The time limit of the log is passed but  
one or more tasks are not completely  
backed out. Current log is dddd.  
Processing terminates.**

**Explanation:** The time stamp on the log passed the time limit specified on the STARTTIME keyword of the BACKOUT command, but all tasks are not yet backed out. The current log is *dddd*.

**System action:** CICS VR stops the recovery and prints the reports.

**User response:**

- Batch—Check the date and time entered in the STARTTIME keyword. If supplied, it should be the same as in the preceding forward recovery run, or the date and time of the latest image copy made before the backout failure. Correct the error, restore a new copy from the backup, and resubmit the job.

---

**DWW0505S Delete of a record on an ESDS is  
requested. The data set name is dddd.  
Processing terminates.**

**Explanation:** CICS VR is requested to back out a record add on the entry-sequenced data set (ESDS) *dddd*, which means performing a *delete* on the data set. Because a physical delete cannot be performed on an ESDS, the user must supply a CICS VR ESDS delete exit, which decides how to process it.

**System action:** CICS VR stops the recovery and prints the reports.

**User response:**

- Batch—
  1. Supply a correct ESDS exit, using the DEFEXIT command.
  2. Restore a new copy of the VSAM data set from the backup.
  3. Resubmit the job.
- Online—
  1. Provide a valid exit name in the CICS VR exits secondary window.
  2. Restore a new copy of the VSAM data set from the backup.
  3. Resubmit the job.

---

**DWW0507S No updates are applied or the backout  
is incomplete for dddd.**

**Explanation:** No before-images are located on the logs, or one or more tasks are not completely backed out.

**System action:** CICS VR stops the backout and prints the reports.

**User response:**

- Batch—Check that you are not trying to process a data set that need not be backed out.  
  
Ensure that all required logs are available and defined to CICS VR. Add the names of older logs that are needed to complete the backout to the list of logs already described to CICS VR and resubmit the job. If CICS VR applied updates to the VSAM data set, restore a new copy from the backup before you rerun the job.

---

**DWW0550W A gap is encountered between record  
nn1 and record nn2 on log dddd when  
reading backward. Processing continues.**

**Explanation:** A sequence number gap was found between two label records in log *dddd*; the sequence numbers are not in sequence. The records are in the correct time sequence. That is, record *nn2*, which precedes record *nn1* on the log, has an earlier time stamp. This message means that records needed for backout are probably missing. Some possible causes are:

- A log was skipped during archiving.
- Label records were skipped over by a selective archiving program; records needed for backout might also be skipped.
- The journal archive control data set (JACD) is damaged or inaccessible, causing the wrong sequence numbers to be used on label records.
- A log had data other than log records.

This message is issued if command SEQCHKR GAPINSEQUENCE(WARNING) is specified, or if WARNING is specified in the sequence checking secondary window.

**System action:** CICS VR continues the backout.

**User response:**

- Batch–If a log was missing, archive this log and rerun CICS VR.  
If all logs are present, find out why there is a gap in the label records. (Check the contents of the log to see whether all records needed for backout are present.)  
Remember to restore the VSAM data sets from the backup copies before you rerun CICS VR.
- Online–If a log was missing, archive this log and rerun CICS VR.  
If all logs are present, find out why there is a gap in the label records. (Check the contents of the log to see whether all records needed for backout are present.) Remember to restore the VSAM data sets from the backup copies before you resubmit the recovery job.

---

**DWW0551S** A gap is encountered between record *nn1* and record *nn2* on log *dddd* when reading backward. Processing terminates.

**Explanation:** A sequence number gap was found between two label records in log *dddd*; the sequence numbers are not in sequence. The records are in the correct time sequence. That is, record *nn2*, which precedes record *nn1* on the log, has an earlier time stamp. This message probably means that records needed for backout are missing. Some possible causes are:

- A log was skipped during archiving.
- Label records were skipped over by a selective archiving program; records needed for backout might also be skipped.
- The journal archive control data set (JACD) is damaged or inaccessible, causing the wrong sequence numbers to be used on label records.
- A log had data other than log records.

This message is issued if you specified:

- The SEQCHKR GAPINSEQUENCE(STOP) command

- STOP in the sequence checking secondary window
- No option in the gap in sequence field of the sequence checking secondary window

**System action:** CICS VR stops the backout and prints the reports.

**User response:**

- Batch–If a log was missing, archive this log and rerun CICS VR.  
If all logs are present, find out why there is a gap in the label records. (Check the contents of the log to see whether all records needed for backout are present.)  
If you want to accept the error message and run CICS VR, specify either of these commands:

```
SEQCHKR GAPINSEQUENCE(WARNING)
SEQCHKR GAPINSEQUENCE(IGNORE)
```

Remember to restore the VSAM data sets from the backup copies before you rerun CICS VR.

- Online–If a log was missing, archive this log and rerun CICS VR.  
If all logs are present, find out why there is a gap in the label records. (Check the contents of the log to see whether all records needed for backout are present.)  
If you want to accept the error message and run CICS VR, specify either WARNING or IGNORE in the sequence checking secondary window.  
Remember to restore the VSAM data sets from the backup copies before you resubmit the recovery job.

---

**DWW0552W** A record *nn1* is found out of sequence when reading backward on log *dddd*. The preceding record is *nn2*. Processing continues.

**Explanation:** Two label records are not in the correct time sequence in log *dddd*. Record *nn1*, which precedes record *nn2* on the log, has a later time stamp. Also, the sequence numbers of these records are not in sequence. Some possible causes for this message are:

- Logs were archived in the wrong time sequence, or a log was archived twice in a row.
- A log was written over an older log, and the data set is not closed. This can occur when the system abends.
- The time and date were specified incorrectly during an IPL of the operating system.
- A log had data other than log records.

This message is issued if command SEQCHKR OUTOFSEQUENCE(WARNING) is specified, or if WARNING is specified in the sequence checking secondary window.

**System action:** CICS VR continues the backout.

**User response:**

- Batch–If logs are incorrectly archived, correct the archived log and rerun CICS VR.  
If a log was not closed, close it and rerun CICS VR.  
Remember to restore the VSAM data sets from the backup copies before you rerun CICS VR.
- Online–If logs are incorrectly archived, correct the archived log and rerun CICS VR.  
If a log was not closed, close it and rerun CICS VR.  
Remember to restore the VSAM data sets from the backup copies before you resubmit the recovery job.

**DWW0553S Record *nn1* is found out of sequence when reading backward on log *dddd*. The preceding record is *nn2*. Processing terminates.**

**Explanation:** Two label records are not in the correct time sequence in log *dddd*. Record *nn1*, which precedes record *nn2* on the log, has a later time stamp. Also, the sequence numbers of these records are not in sequence. Some possible causes for this message are:

- Logs were archived in the wrong time sequence, or a log was archived twice in a row.
- A log was written over an older log, and the data set is not closed. This can occur when the system abends.
- The time and date were specified incorrectly during an IPL of the operating system.
- A log had data other than log records.

This message is issued if you specified:

- The SEQCHKR OUTFSEQUENCE(STOP) command.
- STOP in the sequence checking secondary window.
- No option in the out of sequence field of the sequence checking secondary window.

**System action:** CICS VR stops the backout and prints the reports.

**User response:**

- Batch–If logs are specified in the wrong order, contact your local IBM Support Center.  
If a log was not closed, close it and rerun CICS VR.  
If you want to accept the error message and run CICS VR, specify either of these commands:

```
SEQCHKR OUTFSEQUENCE(WARNING)
SEQCHKR OUTFSEQUENCE(IGNORE)
```

Remember to restore the VSAM data sets from the backup copies before you rerun CICS VR.

- Online–If logs are specified in the wrong order, correct the order and rerun CICS VR.  
If a log was not closed, close it and rerun CICS VR.

If you want to accept the error message and run CICS VR, specify either WARNING or IGNORE in the sequence checking secondary window.

Remember to restore the VSAM data sets from the backup copies before you resubmit the recovery job.

**DWW0554W An unexpected zero sequence number was found when reading backward on log *dddd*. The zero record precedes record *nn1*. Processing continues.**

**Explanation:** A label record with a zero sequence number was found, and the record before it on the log (*nn1*) does not have the maximum sequence number (2<sup>32</sup>-1). Both records are on log *dddd*. Some possible causes are:

- The sequence number was reset to zero by CICS. If you are not using a journal archive control data set (JACD), CICS resets the sequence number at every cold start and warm start. CICS VR functions correctly in this situation.
- A zero sequence number occurred because the JACD is damaged or lost. CICS VR functions correctly in this situation.
- A log was skipped during archiving, and the next log started with a record with a zero sequence number.
- A log had data other than log records.

This message is issued if command SEQCHKR RESETSEQUENCE(WARNING) is specified, or if WARNING is specified in the sequence checking secondary window.

**System action:** CICS VR continues the backout.

**User response:**

- Batch–If the sequence number was reset to zero because you are not using a JACD, no action is required.

If you are using a JACD, find out why the zero sequence number occurred. If the JACD is damaged or lost, no action is required. If a log was skipped during archiving, rerun CICS VR after archiving the log. In other cases, check the contents of the log to see whether all records needed for backout are present.

Remember to restore the VSAM data sets from the backup copies before you rerun CICS VR.

- Online–If the sequence number was reset to zero because you are not using a JACD, no action is required.

If you are using a JACD, find out why the zero sequence number occurred. If the JACD is damaged or lost, no action is required. If a log was skipped during archiving, rerun CICS VR after archiving the log. In other cases, check the contents of the log to see whether all records needed for backout are present.



Remember to restore the VSAM data sets from the backup copies before you resubmit the recovery job.

---

**DWW0555S** An unexpected zero sequence number is found when reading backward on log *dddd*. The zero record precedes record *nn1*. Processing terminates.

**Explanation:** A label record with a zero sequence number was found, and the record before it on the log (*nn1*) does not have the maximum sequence number ( $2^{32}-1$ ). Both records are on log *dddd*. Some possible causes for this message are:

- The sequence number was reset to zero by CICS. If you are not using a journal archive control data set (JACD), CICS resets the sequence number at every cold start and warm start. CICS VR functions correctly in this situation.
- A zero sequence number occurred because the JACD is damaged or lost. CICS VR functions correctly in this situation.
- A log was skipped during archiving, and the next log started with a record with a zero sequence number.
- A log had data other than log records.

This message is issued if you specified:

- The SEQCHKR OUTOFSEQUENCE(STOP) command
- STOP in the sequence checking secondary window
- No option in the reset sequence field of the sequence checking secondary window

**System action:** CICS VR stops the backout and prints the reports.

**User response:**

- Batch—If the sequence number was reset to zero because you are not using a JACD, specify either of these commands: SEQCHKR RESETSEQUENCE(WARNING) SEQCHKR RESETSEQUENCE(IGNORE) Then restore a new copy from the backup and rerun CICS VR.

If you are using a JACD, find out why the zero sequence number occurred. If the JACD is damaged or lost, no action is required. If a log was skipped during archiving, rerun CICS VR after archiving the log. In other cases, check the contents of the log to see whether all records needed for backout are present.

If you want to accept the error message and run CICS VR, specify either of these commands:

```
SEQCHKR RESETSEQUENCE(WARNING)
SEQCHKR RESETSEQUENCE(IGNORE)
```

Remember to restore the VSAM data sets from the backup copies before you rerun CICS VR.

- Online—If the sequence number was reset to zero because you are not using a JACD, specify either

WARNING or IGNORE in the sequence checking secondary window. Then restore a new copy from the backup and rerun CICS VR.

If you are using a JACD, find out why the zero sequence number occurred. If the JACD is damaged or lost, no action is required. If a log was skipped during archiving, rerun CICS VR after archiving the log. In other cases, check the contents of the log to see whether all records needed for backout are present.

If you want to accept the error message and run CICS VR, specify either WARNING or IGNORE in the sequence checking secondary window.

Remember to restore the VSAM data sets from the backup copies before you resubmit the recovery job.

---

**DWW0556W** A gap is encountered when switching logs and reading backward. Record *nn2* on log *dddd2* precedes record *nn1* on log *dddd1*. Processing continues.

**Explanation:** A sequence number gap was found between two label records when switching logs; the sequence numbers are not in sequence. The records are in the correct time sequence. That is, record *nn1*, which is the last record on log *dddd1*, has an earlier time stamp than record *nn2*, which is the first record on log *dddd2*. This message could mean that records needed for backout are missing. Some possible causes are:

- A log was omitted when specifying the logs to CICS VR, or logs are specified in the wrong order.
- A log was skipped during archiving.
- Label records were skipped over by a selective archiving program; records needed for backout might be skipped also.
- The journal archive control data set (JACD) is damaged or inaccessible, causing the wrong sequence numbers to be used on label records.
- A log had data other than log records.

This message is issued if command SEQCHKL GAPINSEQUENCE(WARNING) is specified, or if WARNING is specified in the sequence checking secondary window.

**System action:** CICS VR continues the backout.

**User response:**

- Batch—If a log was missing, archive this log and rerun CICS VR.

If all logs are present, find out why there is a gap in the label records. (Check the contents of the log to see whether all records needed for backout are present.) Correct the error and rerun CICS VR.

Remember to restore the VSAM data sets from the backup copies before you rerun CICS VR.

- Online—If a log was missing, archive this log and rerun CICS VR.

If all logs are present, find out why there is a gap in the label records. (Check the contents of the log to see whether all records needed for backout are present.) Correct the error and rerun CICS VR.

Remember to restore the VSAM data sets from the backup copies before you resubmit the recovery job.

---

**DWW0557S** A gap is encountered when switching logs and reading backward. Record *nn2* on log *dddd2* precedes record *nn1* on log *dddd1*. Processing terminates.

**Explanation:** A sequence number gap was found between two label records when switching logs; the sequence numbers are not in sequence. The records are in the correct time sequence. That is, record *nn1*, which is the last record on log *dddd1*, has an earlier time stamp than record *nn2*, which is the first record on log *dddd2*. This message could mean that records needed for backout are missing. Some possible causes are:

- A log was omitted when specifying the logs to CICS VR, or logs are specified in the wrong order.
- A log was skipped during archiving.
- Label records were skipped over by a selective archiving program; records needed for backout might also be skipped.
- The journal archive control data set (JACD) is damaged or inaccessible, causing the wrong sequence numbers to be used on label records.
- A log had data other than log records.

This message is issued if you specified:

- The SEQCHKR GAPINSEQUENCE(STOP) command
- STOP in the sequence checking secondary window
- No option in the gap in sequence field of the sequence checking secondary window

**System action:** CICS VR stops the backout and prints the reports.

**User response:**

- Batch–If a log was missing, archive this log and rerun CICS VR.

If all logs are present, find out why there is a gap in the label records. (Check the contents of the log to see whether all records needed for backout are present.) Correct the error and rerun CICS VR.

If you want to accept the error message and run CICS VR, specify either of these commands:

```
SEQCHKL GAPINSEQUENCE(WARNING)
SEQCHKL GAPINSEQUENCE(IGNORE)
```

Remember to restore the VSAM data sets from the backup copies before you rerun CICS VR.

- Online–If a log was missing, archive this log and rerun CICS VR.

If all logs are present, find out why there is a gap in the label records. (Check the contents of the log to see whether all records needed for backout are present.) Correct the error and rerun CICS VR.

If you want to accept the error message and run CICS VR, specify either WARNING or IGNORE in the sequence checking secondary window.

Remember to restore the VSAM data sets from the backup copies before you resubmit the recovery job.

---

**DWW0558W** A record is found out of sequence when switching logs and reading backward. Record *nn2* on log *dddd2* precedes record *nn1* on log *dddd1*. Processing continues.

**Explanation:** Two label records are not in the correct time sequence. Record *nn1*, which is the last record on log *dddd1*, has a later time stamp than record *nn2*, which is the first record on log *dddd2*. Also, the sequence numbers of these records are not in sequence. Some possible causes for this message are:

- The logs are specified in the wrong order, or the same log was specified twice.
- Logs were archived in the wrong time sequence, or a log was archived twice in a row.
- A log was written over an older log, and the data set is not closed. This can occur when the system abends.
- The time and date were specified incorrectly during an IPL of the operating system.
- A log had data other than log records.

This message is issued if command SEQCHKL OUTOFSEQUENCE(WARNING) is specified, or if WARNING is specified in the sequence checking secondary window.

**System action:** CICS VR continues the backout.

**User response:**

- Batch–If logs are specified in the wrong order, correct the order and rerun CICS VR. If a log was not closed, close it and rerun CICS VR.

Remember to restore the VSAM data sets from the backup copies before you rerun CICS VR.

- Online–If logs are specified in the wrong order, correct the order and rerun CICS VR. If a log was not closed, close it and rerun CICS VR.

Remember to restore the VSAM data sets from the backup copies before you resubmit the recovery job.

---

**DWW0559S** A record is found out of sequence when switching logs and reading backward. Record *nn2* on log *dddd2* precedes record *nn1* on log *dddd1*. Processing terminates.

**Explanation:** Two label records are not in the correct time sequence. Record *nn1*, which is the last record on log *dddd1*, has a later time stamp than record *nn2*,

which is the first record on log *dddd2*. Also, the sequence numbers of these records are not in sequence. Some possible causes for this message are:

- The logs are specified in the wrong order, or the same log was specified twice.
- Logs were archived in the wrong time sequence, or a log was archived twice in a row.
- A log was written over an older log and the data set is not closed. This can occur when the system abends.
- The time and date were specified incorrectly during an IPL of the operating system.
- A log had data other than log records.

This message is issued if you specified:

- The SEQCHKL OUTFSEQUENCE(STOP) command
- STOP in the sequence checking secondary window
- No option in the out of sequence field of the sequence checking secondary window

**System action:** CICS VR stops the backout and prints the reports.

**User response:**

- Batch—If logs are specified in the wrong order, correct the order and rerun CICS VR.

If a log was not closed, close it and rerun CICS VR.

If you want to accept the error message and run CICS VR, specify either of these commands:

```
SEQCHKL OUTFSEQUENCE(WARNING)
SEQCHKL OUTFSEQUENCE(IGNORE)
```

Remember to restore the VSAM data sets from the backup copies before you rerun CICS VR.

- Online—Contact your local IBM Support Center.
- If a log was not closed, close it and rerun CICS VR.

If you want to accept the error message and run CICS VR, specify either WARNING or IGNORE in the sequence checking secondary window.

Remember to restore the VSAM data sets from the backup copies before you resubmit the recovery job.

---

**DWW0560W A record with a zero sequence number is found when switching logs and reading backward. Record *nn2* on log *dddd2* precedes record *nn1* on log *dddd1*. Processing continues.**

**Explanation:** A label record with a zero sequence number was found, and the record before it on the log (*nn1*) does not have the maximum sequence number ( $2^{32}-1$ ). Record *nn1* is the last record on log *dddd1*, and the zero record is the first record on log *dddd2*. Some possible causes are:

- The sequence number was reset to zero by CICS. If you do not have a journal archive control data set

(JACD), CICS resets the sequence number at every cold start and warm start. CICS VR functions correctly in this situation.

- A log data set is omitted when specifying the logs and the next log started with a zero record.
- A zero sequence number occurred because the JACD is damaged or lost. CICS VR functions correctly in this situation.
- A log was skipped during archiving, and the next log started with a record with a zero sequence number.
- A log had data other than log records.

This message is issued if command SEQCHKL RESETSEQUENCE(WARNING) is specified, or if WARNING is specified in the sequence checking secondary window.

**System action:** CICS VR continues the backout.

**User response:**

- Batch—If you are using a JACD, find out why the zero sequence number occurred. If the JACD is damaged or lost, no action is required. If a log was skipped during archiving, rerun CICS VR after archiving the log. In other cases, check the contents of the log to see whether all records needed for backout are present.

If you omitted a log, archive this log and rerun CICS VR.

Remember to restore the VSAM data sets from the backup copies before you rerun CICS VR.

- Online—If you are using a JACD, find out why the zero sequence number occurred. If the JACD is damaged or lost, no action is required. If a log was skipped during archiving, rerun CICS VR after archiving the log. In other cases, check the contents of the log to see whether all records needed for backout are present.

If you omitted a log, archive this log and rerun CICS VR.

Remember to restore the VSAM data sets from the backup copies before you resubmit the recovery job.

---

**DWW0561S A record with a zero sequence number is found when switching logs and reading backward. Record *nn2* on log *dddd2* precedes record *nn1* on log *dddd1*. Processing terminates.**

**Explanation:** A label record with a zero sequence number was found, and the record before it on the log (*nn1*) does not have the maximum sequence number ( $2^{32}-1$ ). Record *nn1* is the last record on log *dddd1*, and the zero record is the first record on log *dddd2*. Some possible causes are:

- The sequence number was reset to zero by CICS. If you are not using a journal archive control data set

(JACD), CICS resets the sequence number at every cold start and warm start. CICS VR functions correctly in this situation.

- A log data set is omitted when specifying the logs and the next log started with a zero record.
- A zero sequence number occurred because the JACD is damaged or lost. CICS VR functions correctly in this situation.
- A log was skipped during archiving, and the next log started with a record with a zero sequence number.
- A log had data other than log records.

This message is issued if you specified:

- The SEQCHKL RESETSEQUENCE(STOP) command
- STOP in the sequence checking secondary window
- No option in the reset sequence field of the sequence checking secondary window

**System action:** CICS VR stops the backout and prints the reports.

**User response:**

- Batch—If the sequence number was reset to zero because you are not using a JACD, specify either of these commands:

```
SEQCHKR RESETSEQUENCE(WARNING)
SEQCHKR RESETSEQUENCE(IGNORE)
```

Then restore a new copy from the backup and rerun CICS VR.

If you omitted a log, archive this log and rerun CICS VR.

If you are using a JACD, find out why the zero sequence number occurred. If the JACD is damaged or lost, no action is required. If a log was skipped during archiving, rerun CICS VR after archiving the log. In other cases, check the contents of the log to see whether all records needed for backout are present.

If you want to accept the error message and run CICS VR, specify either of these commands:

```
SEQCHKL RESETSEQUENCE(WARNING)
SEQCHKL RESETSEQUENCE(IGNORE)
```

Remember to restore the VSAM data sets from the backup copies before you rerun CICS VR.

- Online—If the sequence number was reset to zero because you are not using a JACD, specify either WARNING or IGNORE in the sequence checking secondary window. Then restore a new copy from the backup and rerun CICS VR.

If you omitted a log, archive this log and rerun CICS VR.

If you are using a JACD, find out why the zero sequence number occurred. If the JACD is damaged or lost, no action is required. If a log was skipped during archiving, rerun CICS VR after archiving the log. In other cases, check the contents of the log to see whether all records needed for backout are present.

If you want to accept the error message and run CICS VR, specify either WARNING or IGNORE in the sequence checking secondary window.

Remember to restore the VSAM data sets from the backup copies before you resubmit the recovery job.

---

**DWW0562S Connect to the MVS log stream *llll* failed. The return code is *aa*, and the reason code is *bb*. The answer area contains *cc*.**

**Explanation:** CICS VR could not connect to the MVS log stream *llll*.

**System action:** Archive stops.

**User response:** For an explanation of the codes in this message, see the *z/OS MVS Programming: Assembler Services Reference*. Look at the codes and correct any errors.

---

**DWW0563S Start browse of MVS log stream *llll* failed. The return code is *aa*, and the reason code is *bb*. The answer area contains *cc*.**

**Explanation:** The start browse operation for MVS log stream *llll* failed.

**System action:** Archive stops.

**User response:** For an explanation of the codes in this message, see the *z/OS MVS Programming: Assembler Services Reference*. Look at the codes and correct any errors.

---

**DWW0564S End browse of MVS log stream *llll* failed. The return code is *aa*, and the reason code is *bb*. The answer area contains *cc*.**

**Explanation:** The end browse operation for MVS log stream *llll* failed.

**System action:** Archive stops.

**User response:** For an explanation of the codes in this message, see the *z/OS MVS Programming: Assembler Services Reference*. Look at the codes and correct any errors.

---



---

**DWW0565S** Disconnect from MVS log stream *llll* failed. The return code is *aa*, and the reason code is *bb*. The answer area contains *cc*.

**Explanation:** The disconnect operation for MVS log stream *llll* failed.

**System action:** Archive stops.

**User response:** For an explanation of the codes in this message, see the *z/OS MVS Programming: Assembler Services Reference*. Look at the codes and correct any errors.

---

**DWW0566S** Browse of MVS log stream *llll* failed. The return code is *aa*, and the reason code is *bb*. The answer area contains *cc*.

**Explanation:** The browse operation for MVS log stream *llll* failed.

**System action:** Archive stops.

**User response:** For an explanation of the codes in this message, see the *z/OS MVS Programming: Assembler Services Reference*. Look at the codes and correct any errors.

---

**DWW0567I** MVS log stream name *llll* is specified as input for recovery of *dddd*. However, the catalog returns MVS log stream name *llll1*. The name specified as input is used for recovery.

**Explanation:** The name of the MVS log stream you specified for the recovery run differs from the name recorded in the catalog. The name recorded in the catalog is *llll1*.

**System action:** The MVS log stream name *llll1* is used for recovery of *dddd*.

**User response:**

- Batch—Check that the correct MVS log stream is used. If necessary, resubmit the job.
- Online—Check that the correct MVS log stream is used. If necessary, resubmit the job.

---

**DWW0568S** The MVS log stream name for sphere *dddd* could not be retrieved since the service was not available.

**Explanation:** The MVS log stream name for sphere *dddd* could not be retrieved, as the MVS system logger is not available.

**System action:** CICS VR stops.

**User response:**

- Batch—Specify an MVS log stream using the NAME keyword of the MVSLOG command and resubmit the job.

- Online—Specify an MVS log stream using the NAME keyword of the MVSLOG command and resubmit the job.

---

**DWW0569S** The MVS log stream name for sphere *dddd* could not be retrieved. The return code is *aa*, and the reason code is *bb*. The problem determination data is *cc*.

**Explanation:** The MVS log stream name for sphere *dddd* could not be retrieved.

**System action:** CICS VR stops.

**User response:**

- Batch—For an explanation of the codes in this message, see *z/OS MVS Programming: Assembler Services Guide*. Look at the codes and correct any errors.
- Online—For an explanation of the codes in this message, see *z/OS DFSMSdfp Advanced Services*. Look at the codes and correct any errors.

---

**DWW0570S** The MVS log stream needed for sphere *dddd1*. is *llll1*, and the MVS log stream needed for sphere *llll2* is *dddd2*. However, only one MVS log stream can be used as input.

**Explanation:** You cannot specify more than one MVS log stream in a single CICS VR run.

**System action:** CICS VR stops.

**User response:**

- Batch—Split the CICS VR run into two steps, and resubmit the job.
- Online—Split the CICS VR run into two steps, and resubmit the job.

---

**DWW0571S** The log type *xx* defined for sphere *dddd* does not support forward recovery on an MVS log stream.

**Explanation:** The log type of *xx* defined for sphere *dddd* does not allow forward recovery using an MVS log stream.

**System action:** CICS VR stops.

**User response:**

- Batch—Perform an access method services (AMS) DEFINE CLUSTER to allow forward recovery of the sphere, and rerun the job. For forward recovery using an MVS log stream, the cluster must be defined with LOG(ALL).

For more information about defining VSAM RLS options for a sphere, see *z/OS DFSMS Access Method Services*.

- Online—Perform an access method services (AMS) DEFINE CLUSTER to allow forward recovery of the

sphere, and rerun the job. For forward recovery using an MVS log stream, the cluster must be defined with LOG(ALL).

For more information about defining VSAM RLS options for a sphere, see *z/OS DFSMS Access Method Services*.

---

**DWW0572W A VSAM open record (tieup) written by the CICS VR batch logger was found but no RCDS was allocated in forward recovery JOB.**

**Explanation:** A VSAM open record (tieup) written by the CICS VR batch logger was found on the MVS log stream. CICS VR attempted to read the RCDS and verify that the batch logging records should be applied during forward recovery but an RCDS was not specified in the forward recovery JOB.

**System action:** CICS VR continues the recovery.

**User response:** If the records written by the CICS VR batch logger should be applied during forward recovery, specify the name of the RCDS in the forward recovery job. The specified RCDS should be the same RCDS that was allocated to the CICS VR server address space when the CICS VR batch logging occurred. Then, rerun the forward recovery job.

Remember to restore the VSAM data sets from the backup copies before you rerun the forward recovery job.

---

**DWW0600S Open of data set *dddd* failed. VSAM return codes are R15=*cc*, FDBK=*nn*.**

**Explanation:** An attempt to open data set *dddd* failed. *cc* is the return code in register 15 and *nn* is the value of the feedback field in the request parameter list (RPL).

**System action:** CICS VR stops the recovery and prints the reports.

**User response:**

- Batch—For an explanation of the codes in this message, see *z/OS DFSMS Macro Instructions for Data Sets*. Look at the codes and correct any errors. Restore the VSAM data sets from the backup copies and resubmit the job.

---

**DWW0601I I/O error after a get request to the *dddd* data set. The key is *key*. VSAM return codes are R15=*cc*, FDBK=*nn*.**

**Explanation:** An attempt to get a record from data set *dddd* failed because of an I/O error. *key* is the key of the record to be processed when the I/O error occurred. *cc* is the return code in register 15, and *nn* is the value of the feedback field in the request parameter list (RPL).

**System action:** Some VSAM errors might be followed

by another message in the range of DWW0210-DWW0212. If any of these messages in this range display, CICS VR terminates; otherwise, CICS VR continues.

**User response:**

- Batch—Some VSAM errors are not followed by another message because they are acceptable for:
  - The backup-while-open facility, where the updates are in progress while the backup is being made
  - VSAM data sets updated on pre-CICS/ESA V4R1 systems, where the after-image is written to the log before being applied to the VSAM data set itself

For an explanation of the codes in this message, see *z/OS DFSMS Macro Instructions for Data Sets*.

Also see *CICS VR Implementation Guide and Reference* for more information about acceptable VSAM errors.

- Online—Some VSAM errors are not followed by another message because they are acceptable for:
  - The backup-while-open facility, where the updates are in progress while the backup is being made.
  - VSAM data sets updated on pre-CICS/ESA V4R1 systems, where the after-image is written to the log before being applied to the VSAM data set itself.

For an explanation of the codes in this message, see *z/OS DFSMS Macro Instructions for Data Sets*.

Also see *CICS VR Implementation Guide and Reference* for more information about acceptable VSAM errors.

---

**DWW0602I An I/O occurred error after an add request to the *dddd* data set. The key is *key*. VSAM return codes are R15=*cc*, FDBK=*nn*.**

**Explanation:** An attempt to add a record to data set *dddd* failed. The key of the record being processed when the I/O error occurred is *key*. The return code, in register 15, is *cc*, and *nn* is the value of the feedback field in the request parameter list (RPL).

**System action:** Some VSAM errors might be followed by another message in the range of DWW0210-DWW0212. If any of these messages in this range display, CICS VR terminates; otherwise, CICS VR continues.

**User response:**

- Batch—Some VSAM errors are not followed by another message because they are acceptable for:
  - The backup-while-open facility, where the updates are in progress while the backup is being made

- VSAM data sets updated on pre-CICS/ESA V4R1 systems, where the after-image is written to the log before being applied to the VSAM data set itself

For an explanation of the codes in this message, see *z/OS DFSMS Macro Instructions for Data Sets*.

Also see *CICS VR Implementation Guide and Reference* for more information about acceptable VSAM errors.

- Online—Some VSAM errors are not followed by another message because they are acceptable for:
  - The backup-while-open facility, where the updates are in progress while the backup is being made.
  - VSAM data sets updated on pre-CICS/ESA V4R1 systems, where the after-image is written to the log before being applied to the VSAM data set itself.

For an explanation of the codes in this message, see *z/OS DFSMS Macro Instructions for Data Sets*.

Also see *CICS VR Implementation Guide and Reference* for more information about acceptable VSAM errors.

---

**DWW0603I** An I/O error occurred after a replace request to the *dddd* data set. The key is *key*. VSAM return codes are R15=*cc*, FDBK=*nn*.

**Explanation:** An attempt to replace a record in data set *dddd* failed. *key* is the key of the record being processed when the I/O error occurred. *cc* is the return code in register 15, and *nn* is the value of the feedback field in the request parameter list (RPL).

**System action:** Some VSAM errors might be followed by another message in the range of DWW0210–DWW0212. If any of these messages in this range display, CICS VR terminates; otherwise, CICS VR continues.

**User response:**

- Batch—Some VSAM errors are not followed by another message because they are acceptable for:
  - The backup-while-open facility, where the updates are in progress while the backup is being made
  - VSAM data sets updated on pre-CICS/ESA V4R1 systems, where the after-image is written to the log before being applied to the VSAM data set itself

For an explanation of the codes in this message, see *z/OS DFSMS Macro Instructions for Data Sets*.

Also see *CICS VR Implementation Guide and Reference* for more information about acceptable VSAM errors.

- Online—Some VSAM errors are not followed by another message because they are acceptable for:

- The backup-while-open facility, where the updates are in progress while the backup is being made.
- VSAM data sets updated on pre-CICS/ESA V4R1 systems, where the after-image is written to the log before being applied to the VSAM data set itself.

For an explanation of the codes in the message, see *z/OS DFSMS Macro Instructions for Data Sets*.

Also see *CICS VR Implementation Guide and Reference* for more information about acceptable VSAM errors.

---

**DWW0604I** An I/O error occurred after a delete request to the *dddd* data set. The key is *key*. VSAM return codes are R15=*cc*, FDBK=*nn*.

**Explanation:** An attempt to delete a record in data set *dddd* failed. *key* is the key of the record being processed when the I/O error occurred. *cc* is the return code in register 15, and *nn* is the value of the feedback field in the request parameter list (RPL).

**System action:** Some VSAM errors might be followed by another message in the range of DWW0210–DWW0212. If any of these messages in this range display, CICS VR terminates; otherwise, CICS VR continues.

**User response:**

- Batch—Some VSAM errors are not followed by another message because they are acceptable for:
  - The backup-while-open facility, where the updates are in progress while the backup is being made
  - VSAM data sets updated on pre-CICS/ESA V4R1 systems, where the after-image is written to the log before being applied to the VSAM data set itself

For an explanation of the codes in this message, see *z/OS DFSMS Macro Instructions for Data Sets*.

Also see *CICS VR Implementation Guide and Reference* for more information about acceptable VSAM errors.

- Online—Some VSAM errors are not followed by another message because they are acceptable for:
  - The backup-while-open facility, where the updates are in progress while the backup is being made.
  - VSAM data sets updated on pre-CICS/ESA V4R1 systems, where the after-image is written to the log before being applied to the VSAM data set itself.

For more information about codes in this message, see *z/OS DFSMS Macro Instructions for Data Sets*.

Also see *CICS VR Implementation Guide and Reference* for more information about acceptable VSAM errors.

**DWW0605I** An I/O error occurred after an add request to the *dddd* data set. VSAM return codes are R15=*cc*, FDBK=*nn*.

**Explanation:** An attempt to add a record to the entry-sequenced data set (ESDS) *dddd* failed. *cc* is the return code in register 15, and *nn* is the value of the feedback field in the request parameter list (RPL).

**System action:** Some VSAM errors might be followed by another message in the range of DWW0210–DWW0212. If any of these messages in this range display, CICS VR terminates; otherwise, CICS VR continues.

**User response:**

- Batch—Some VSAM errors are not followed by another message because they are acceptable for:
  - The backup-while-open facility, where the updates are in progress while the backup is being made
  - VSAM data sets updated on pre-CICS/ESA V4R1 systems, where the after-image is written to the log before being applied to the VSAM data set itself

For an explanation of the codes in this message, see *z/OS DFSMS Macro Instructions for Data Sets*.

Also see *CICS VR Implementation Guide and Reference* for more information about acceptable VSAM errors.

- Online—Some VSAM errors are not followed by another message because they are acceptable for:
  - The backup-while-open facility, where the updates are in progress while the backup is being made.
  - VSAM data sets updated on pre-CICS/ESA V4R1 systems, where the after-image is written to the log before being applied to the VSAM data set itself.

For an explanation of the codes in this message, see *z/OS DFSMS Macro Instructions for Data Sets*.

Also see *CICS VR Implementation Guide and Reference* for more information about acceptable VSAM errors.

**DWW0606S** The VSAM data set *dddd* is in error. Data set type is *datasettype1*, original data set type is *datasettype2*.

**Explanation:** There is a conflict between the log and the specification of the catalog of VSAM sphere *dddd*. *datasettype1* is the data set type, as specified in the catalog. *datasettype2* is the type of the data set that failed, as specified in the log.

**System action:** CICS VR stops the recovery and prints the reports.

**User response:**

- Batch—The most likely cause of this error is that the VSAM sphere is altered, but a backup retaining the

old attributes is being used for recovery. If a compatible backup cannot be found, the recovery must be performed in separate steps. Perform an access method services (AMS) REPRO after the step before the attributes of the VSAM sphere is changed.

Note: During the recovery steps, the complete set of logs should be presented each time, because it is not always possible to find out where the important tie-up records are situated. The STARTTIME and STOPTIME keywords can then be used to specify the transactions for each time period.

For more information about the AMS REPRO command, see *z/OS DFSMS Access Method Services for Catalogs*.

- Online—The most likely cause of this error is that the VSAM sphere is altered, but a backup retaining the old attributes is being used for recovery. If a compatible backup cannot be found, the recovery must be performed in separate steps. Perform an access method services (AMS) REPRO after the step before the attributes of the VSAM sphere is changed.

Note: During the recovery steps, the complete set of logs should be presented each time, because it is not always possible to find out where the important tie-up records are situated. The STARTTIME and STOPTIME keywords in the VSAM sphere parameters secondary window can then be used to specify the transactions for each time period.

For more information about the AMS REPRO command, see *z/OS DFSMS Access Method Services for Catalogs*.

**DWW0607S** The VSAM data set *dddd* is in error. Key length is *length1*, original key length is *length2*.

**Explanation:** There is a conflict between the log and the specification of the catalog of VSAM sphere *dddd*. *datasettype1* is the data set type, as specified in the catalog. *datasettype2* is the type of the data set that failed, as specified in the log.

**System action:** CICS VR stops the recovery and prints the reports.

**User response:**

- Batch—The most likely cause of this error is that the VSAM sphere is altered, but a backup retaining the old attributes is being used for recovery. If a compatible backup cannot be found, the recovery must be performed in separate steps. Perform an access method services (AMS) REPRO after the step before the attributes of the VSAM sphere is changed.

Note: During the recovery steps, the complete set of logs should be presented each time, because it is not always possible to find out where the important tie-up records are situated. The STARTTIME and STOPTIME keywords can then be used to specify the transactions for each time period.



For more information about the AMS REPRO command, see *z/OS DFSMS Access Method Services for Catalogs*.

- **Online**—The most likely cause of this error is that the VSAM sphere is altered, but a backup retaining the old attributes is being used for recovery. If a compatible backup cannot be found, the recovery must be performed in separate steps. Perform an access method services (AMS) REPRO after the step before the attributes of the VSAM sphere is changed.

Note: During the recovery steps, the complete set of logs should be presented each time, because it is not always possible to find out where the important tie-up records are situated. The STARTTIME and STOPTIME keywords in the VSAM sphere parameters secondary window can then be used to specify the transactions for each time period.

For more information about the AMS REPRO command, see *z/OS DFSMS Access Method Services for Catalogs*.

---

**DWW0608S The VSAM data set dddd is in error.**  
**Maximum record length is length1,**  
**original maximum record length is**  
**length2.**

**Explanation:** There is a conflict between the log and the specification of the catalog of VSAM sphere dddd. *datasettype1* is the data set type, as specified in the catalog. *datasettype2* is the type of the data set that failed, as specified in the log.

**System action:** CICS VR stops the recovery and prints the reports.

**User response:**

- **Batch**—The most likely cause of this error is that the VSAM sphere is altered, but a backup retaining the old attributes is being used for recovery. If a compatible backup cannot be found, the recovery must be performed in separate steps. Perform an access method services (AMS) REPRO after the step before the attributes of the VSAM sphere is changed.

Note: During the recovery steps, the complete set of logs should be presented each time, because it is not always possible to find out where the important tie-up records are situated. The STARTTIME and STOPTIME keywords can then be used to specify the transactions for each time period.

For more information about the AMS REPRO command, see For more information about the AMS REPRO command, see *z/OS DFSMS Access Method Services for Catalogs*.

- **Online**—The most likely cause of this error is that the VSAM sphere is altered, but a backup retaining the old attributes is being used for recovery. If a compatible backup cannot be found, the recovery must be performed in separate steps. Perform an access method services (AMS) REPRO after the step before the attributes of the VSAM sphere is changed.

Note: During the recovery steps, the complete set of logs should be presented each time, because it is not always possible to find out where the important tie-up records are situated. The STARTTIME and STOPTIME keywords in the VSAM sphere parameters secondary window can then be used to specify the transactions for each time period.

For more information about the AMS REPRO command, see *z/OS DFSMS Access Method Services for Catalogs*.

---

**DWW0609S The VSAM data set dddd is in error.**  
**Relative key position is ppp, original**  
**relative key position is qqq.**

**Explanation:** There is a conflict between the log and the specification of the catalog of VSAM sphere dddd. *datasettype1* is the data set type, as specified in the catalog. *datasettype2* is the type of the data set that failed, as specified in the log.

**System action:** CICS VR stops the recovery and prints the reports.

**User response:**

- **Batch**—The most likely cause of this error is that the VSAM sphere is altered, but a backup retaining the old attributes is being used for recovery. If a compatible backup cannot be found, the recovery must be performed in separate steps. Perform an access method services (AMS) REPRO after the step before the attributes of the VSAM sphere is changed.

Note: During the recovery steps, the complete set of logs should be presented each time, because it is not always possible to find out where the important tie-up records are situated. The STARTTIME and STOPTIME keywords can then be used to specify the transactions for each time period.

For more information about the AMS REPRO command, see For more information about the AMS REPRO command, see *z/OS DFSMS Access Method Services for Catalogs*.

- **Online**—The most likely cause of this error is that the VSAM sphere is altered, but a backup retaining the old attributes is being used for recovery. If a compatible backup cannot be found, the recovery must be performed in separate steps. Perform an access method services (AMS) REPRO after the step before the attributes of the VSAM sphere is changed.

Note: During the recovery steps, the complete set of logs should be presented each time, because it is not always possible to find out where the important tie-up records are situated. The STARTTIME and STOPTIME keywords in the VSAM sphere parameters secondary window can then be used to specify the transactions for each time period.

For more information about the AMS REPRO command, see *z/OS DFSMS Access Method Services for Catalogs*.

**DWW0610S** The VSAM data set *dddd* is in error. Control interval size is *cisize1*, original control interval size is *cisize2*.

**Explanation:** There is a conflict between the log and the specification of the catalog of VSAM sphere *dddd*. *datasettype1* is the data set type, as specified in the catalog. *datasettype2* is the type of the data set that failed, as specified in the log.

**System action:** CICS VR stops the recovery and prints the reports.

**User response:**

- Batch—The most likely cause of this error is that the VSAM sphere is altered, but a backup retaining the old attributes is being used for recovery. If a compatible backup cannot be found, the recovery must be performed in separate steps. Perform an access method services (AMS) REPRO after the step before the attributes of the VSAM sphere is changed.

Note: During the recovery steps, the complete set of logs should be presented each time, because it is not always possible to find out where the important tie-up records are situated. The STARTTIME and STOPTIME keywords can then be used to specify the transactions for each time period.

For more information about the AMS REPRO command, see For more information about the AMS REPRO command, see *z/OS DFSMS Access Method Services for Catalogs*.

- Online—The most likely cause of this error is that the VSAM sphere is altered, but a backup retaining the old attributes is being used for recovery. If a compatible backup cannot be found, the recovery must be performed in separate steps. Perform an access method services (AMS) REPRO after the step before the attributes of the VSAM sphere is changed.

Note: During the recovery steps, the complete set of logs should be presented each time, because it is not always possible to find out where the important tie-up records are situated. The STARTTIME and STOPTIME keywords in the VSAM sphere parameters secondary window can then be used to specify the transactions for each time period.

For more information about the AMS REPRO command, see *z/OS DFSMS Access Method Services for Catalogs*.

**DWW0611S** The VSAM data set *dddd* is not a base cluster.

**Explanation:** The data set to be updated is not a base cluster. The name of the data set is *dddd*, as specified in the RECOVER or BACKOUT command.

**System action:** Processing of CICS VR stops after completion of CICS VR command analysis. No recovery occurs.

**User response:**

- Batch—Correct the name of the data set to be updated, or re-create it if it no longer exists. Ensure that the data set is a base cluster, and resubmit the job.
- Online—Correct the name of the data set to be updated, or create it again if it no longer exists. Ensure that the data set is a valid base cluster, and resubmit the job.

**DWW0612S** The data set *dddd* is not found in the VSAM catalog.

**Explanation:** The data set to be updated has not been found in the catalog. The name of the data set is *dddd*, as specified in the RECOVER or BACKOUT command.

**System action:** Processing of CICS VR stops after completion of CICS VR command analysis. No recovery occurs.

**System action:** Correct the name of the data set to be updated, or re-create it if it no longer exists, and resubmit the job.

**User response:** Correct the name of the data set to be updated and resubmit the job.

**DWW0613S** VSAM failed to build the requested resource pool. VSAM return code is R15=*cc*.

**Explanation:** VSAM returned a nonzero return code when CICS VR issued the BLDVRP macro. The number and size of buffers used are those entered in the VSAM buffer pools secondary window, (or the BLDVRP command in the input stream, if you are running CICS VR without the ISPF dialog interface). *cc* is the return code in register 15.

**System action:** Processing of CICS VR stops after completion of CICS VR command analysis. No recovery occurs.

**User response:**

- Batch—For an explanation of the codes in this message, see *z/OS DFSMS Macro Instructions for Data Sets*.
- Online—For an explanation of the codes in this message, see *z/OS DFSMS Macro Instructions for Data Sets*.

**DWW0614S** BLDVRP command: there is no buffer large enough for the *dddd* VSAM data set.

**Explanation:** The data set control interval size exceeds the size of the largest buffer specified.

**System action:** Processing of CICS VR stops after completion of CICS VR command analysis. No recovery occurs.

**User response:**

- Batch—Correct the error and resubmit the job.
- Online—Correct the error using the VSAM buffer pools secondary window, and resubmit the job.

---

**DWW0615S Data set *dddd* is not a VSAM data set.**

**Explanation:** The data set to be updated is not a VSAM data set. The name of the data set is *dddd*, as specified in the RECOVER or BACKOUT command.

**System action:** Processing of CICS VR stops after completion of CICS VR command analysis. No recovery occurs.

**User response:**

- Batch—Correct the name of the data set to be updated, or re-create it if it no longer exists. Ensure that the data set is a VSAM data set, and resubmit the job.
- Online—Correct the name of the data set to be updated, or re-create it if it no longer exists. Ensure that the data set is a VSAM data set, and resubmit the job.

---

**DWW0616S An error occurred when reading the VSAM catalog. Return code is *cccc-cc*. Data set being processed is *dddd*.**

**Explanation:** While CICS VR is retrieving information from the catalog, a SHOWCAT or an SVC 26 failed with return code *cccc*. The value *cc* in the message shows the error:

01	SHOWCAT failed when retrieving information about the base cluster.
02	SHOWCAT failed when retrieving information about associated objects.
03	SVC 26 failed when retrieving path data set name.
04	SVC 26 failed when retrieving the high relative byte address (RBA) of the base cluster.
08	SHOWCAT failed when retrieving information about the log data set.

**System action:** Processing of CICS VR stops after completion of CICS VR command analysis. No recovery occurs.

**User response:**

- Batch—For an explanation of the return code *cccc*, see *z/OS DFSMS Macro Instructions for Data Sets*. Look at the codes, correct any errors, and resubmit the job.
- Online—For an explanation of the return code *cccc*, see *z/OS DFSMS Macro Instructions for Data Sets*. Look at the codes, correct any errors, and resubmit the job.

---

**DWW0617I The following *dddd* LSR BUFFER SIZES WILL BE USED: BUF1=N1, BUF2=N2, BUFK=NK**

**Explanation:** VSAM LSR processing was selected for this recovery run. This message indicates the LSR buffer sizes that will be used. *dddd* is replaced with DATA for data LSR buffers or with INDEX for index LSR buffers. The following values for data (or index) LSR buffers will be used:

- buf1, buf2, ..., bufk are the size of the buffers (for example, B512, B1K, B2K, ...)
- n1,...,nk are the number of the buffers

**System action:** Processing continues.

**System action:** None.

**User response:** None.

---

**DWW0618I Ddname *ddn* relates to both *dddd1* and *dddd2*.**

**Explanation:** CICS VR has detected that a ddname tie-up record on the log relates to more than one data set name.

**System action:** CICS VR continues with the recovery.

**User response:**

- Batch—The ddname *ddn* probably appears on separate logs derived from different CICS systems. If there is no overlapping of the open and close times associated with this ddname between multiple CICS systems, there is no integrity exposure. If overlapping of processing has occurred, rerun forward recovery with a separate step for each data set.

A rarer possibility is that the ddname *ddn* appears on the same log. This could happen if the log covers more than one CICS session and, during those sessions, the ddname in the FCT is updated to point to a different data set. Here, there should be no potential integrity exposure because CICS cannot simultaneously access more than one data set with a single ddname.

---

**DWW0619I Logging for ddname *ddn* is assumed to be in variable format on CICS logs in the absence of any FCTCOMP commands.**

**Explanation:** CICS VR assumes that the record format for the data set indicated by *ddn* is variable. Unlike CICS/ESA 4.1 logs, CICS TS logs do not contain the necessary information that CICS VR needs to decide whether the recording format is FIXED or VARIABLE.

If you want to override the default, use the **FCTCOMP** command.

**System action:** CICS VR continues with the recovery.

**User response:** None.

---

**DWW0620S** An illegal record length is in the after-image record. The data set is *dddd*.

**Explanation:** CICS VR has found an after-image with an invalid record length when recovering from a CICS TS log. The keyword value FIXED in the FCTCOMP command is not specified. The CICS VR default is VARIABLE. Thus, CICS assumes the first 4 bytes to be the record descriptor word (RDW). See *z/OS DFSMS Macro Instructions for Data Sets* for more information about the RDW.

**System action:** CICS VR stops the recovery and prints the reports.

**User response:**

- Batch—Include the FCTCOMP FIXED command and keyword, and then rerun CICS VR. If CICS VR applied updates to the VSAM data set, restore a new copy from the backup before you rerun the job.
- Online—Include the RECFORM(FIXED) command and keyword in your CICS VR archive job, or include the equivalent value in the log format parameters secondary window. If CICS VR applied updates to the VSAM data set, restore a new copy from the backup before you resubmit the recovery job.

---

**DWW0621I** An I/O error occurred after a get request to the *aaaa* data set. The RBA/RRN=*bbbbbbbb*. VSAM return codes are R15=*cc*, FDBK=*dd*.

**Explanation:** An attempt to get a record from data set *aaaa* failed because of an I/O error. *bbbbbbbb* is the relative byte address (if an entry-sequenced data set (ESDS)), or the relative record number (if an relative record data set (RRDS) or variable relative record data set (VRRDS)) of the record to be processed when the I/O error occurred. *cc* is the return code in register 15, and *dd* is the value of the feedback field in the request parameter list (RPL).

**System action:** Some VSAM errors might be followed by another message in the range DWW0210–DWW0212. These messages show the system action and indicate that CICS VR will terminate.

Other VSAM errors will not be followed by another message because they are acceptable for:

- The backup-while-open facility, where the updates are in progress while the backup is being made.
- VSAM data sets updated on pre-CICS/ESA 4.1 systems, where the after-image is written to the log before being applied to the VSAM data set.
- Data set updates that were logged but not yet applied to the VSAM data set

For an explanation of the codes in this message, see *z/OS DFSMS Macro Instructions for Data Sets*.

Also see *CICS VR Implementation Guide and Reference* for more information about acceptable VSAM errors.

**User response:** None.

---

**DWW0622I** An I/O error occurred after an add request to the *dddd* data set. The RRN=*cccccccc*. VSAM return codes are R15=*cc*, FDBK=*nn*.

**Explanation:** An attempt to add a record to data set *dddd* failed. The data set is an RRDS or VRRDS. *cccccccc* is the relative record number of the record to be processed when the I/O error occurred. The *cc* is the return code in register 15, and *nn* is the value of the feedback field in the request parameter list (RPL).

**System action:** Some VSAM errors might be followed by another message in the range of DWW0210–DWW0212. If any of these messages in this range display, CICS VR terminates; otherwise, CICS VR continues.

**User response:**

- Batch—Some VSAM errors are not followed by another message because they are acceptable for:
  - The backup-while-open facility, where the updates are in progress while the backup is being made
  - VSAM data sets updated on pre-CICS/ESA V4R1 systems, where the after-image is written to the log before being applied to the VSAM data set itself

For an explanation of the codes in this message, see *z/OS DFSMS Macro Instructions for Data Sets*.

Also see *CICS VR Implementation Guide and Reference* for more information about acceptable VSAM errors.

- Online—Some VSAM errors are not followed by another message because they are acceptable for:
  - The backup-while-open facility, where the updates are in progress while the backup is being made.
  - VSAM data sets updated on pre-CICS/ESA V4R1 systems, where the after-image is written to the log before being applied to the VSAM data set itself.

For an explanation of the codes in this message, see *z/OS DFSMS Macro Instructions for Data Sets*.

Also see *CICS VR Implementation Guide and Reference* for more information about acceptable VSAM errors.

---

**DWW0623I** An I/O error occurred after a replace request to the *dddd* data set. The RBA/RRN=*cccccccc*. VSAM return codes are R15=*cc*, FDBK=*nn*.

**Explanation:** An attempt to replace a record in data set *dddd* failed. *cccccccc* is the relative byte address (if an ESDS is processed), or the relative record number (if



an RRDS or VRRDS is processed) of the record to be processed when the I/O error occurred. The *cc* is the return code in register 15, and *nn* is the value of the feedback field in the request parameter list (RPL).

**System action:** Some VSAM errors might be followed by another message in the range of DWW0210–DWW0212. If any of these messages in this range display, CICS VR terminates; otherwise, CICS VR continues.

**User response:**

- Batch—Some VSAM errors are not followed by another message because they are acceptable for:
  - The backup-while-open facility, where the updates are in progress while the backup is being made
  - VSAM data sets updated on pre-CICS/ESA V4R1 systems, where the after-image is written to the log before being applied to the VSAM data set itself

For an explanation of the codes in this message, see *z/OS DFSMS Macro Instructions for Data Sets*.

Also see *CICS VR Implementation Guide and Reference* for more information about acceptable VSAM errors.

- Online—Some VSAM errors are not followed by another message because they are acceptable for:
  - The backup-while-open facility, where the updates are in progress while the backup is being made.
  - VSAM data sets updated on pre-CICS/ESA V4R1 systems, where the after-image is written to the log before being applied to the VSAM data set itself.

For an explanation of the codes in this message, see *z/OS DFSMS Macro Instructions for Data Sets*.

Also see *CICS VR Implementation Guide and Reference* for more information about acceptable VSAM errors.

---

**DWW0624I** An I/O error occurred after a delete request to the *dddd* data set. The RBA/RRN=*ccccccc*. VSAM return codes are R15=*cc*, FDBK=*nn*.

**Explanation:** An attempt to delete a record in data set *dddd* failed. *ccccccc* is the relative byte address (if an ESDS is processed), or the relative record number (if an RRDS or VRRDS is processed) of the record to be processed when the I/O error occurred. The *cc* is the return code in register 15, and *nn* is the value of the feedback field in the request parameter list (RPL).

**System action:** Some VSAM errors might be followed by another message in the range of DWW0210–DWW0212. If any of these messages in this range display, CICS VR terminates; otherwise, CICS VR continues.

**User response:**

- Batch—Some VSAM errors are not followed by another message because they are acceptable for:
  - The backup-while-open facility, where the updates are in progress while the backup is being made
  - VSAM data sets updated on pre-CICS/ESA V4R1 systems, where the after-image is written to the log before being applied to the VSAM data set itself

For an explanation of the codes in this message, see *z/OS DFSMS Macro Instructions for Data Sets*.

Also see *CICS VR Implementation Guide and Reference* for more information about acceptable VSAM errors.

- Online—Some VSAM errors are not followed by another message because they are acceptable for:
  - The backup-while-open facility, where the updates are in progress while the backup is being made.
  - VSAM data sets updated on pre-CICS/ESA V4R1 systems, where the after-image is written to the log before being applied to the VSAM data set itself.

For an explanation of the codes in this message, see *z/OS DFSMS Macro Instructions for Data Sets*.

Also see *CICS VR Implementation Guide and Reference* for more information about acceptable VSAM errors.

---

**DWW0625E** A non-unique key has been encountered for a CICS TS log update/delete via a path. The path name is *dddd*. The path key is *key*. Log record is ignored.

**Explanation:** A non-unique path key is detected. When a path update is read from a CICS TS log, an attempt is made to read the path to get the base record. For update processing, this is needed for basic checking. For delete processing, the base key must build a CICS/ESA 4.1 delete record, because all CICS VR processing is done through the base.

**System action:** The record is ignored and takes no further part in CICS VR processing. CICS VR continues with the recovery run.

**User response:**

- Batch—From the log or alternate index listing, find out which record needs to be manually deleted or updated on the base cluster.

Note: CICS VR does not support non-unique alternate indexes for CICS TS logs.

- Online—From the log or alternate index listing, find out which record needs to be manually deleted or updated on the base cluster.

CICS VR does not support non-unique alternate indexes for CICS TS logs.

---

**DWW0626I** A path update from a CICS TS log attempted to change the base key. The path name is *dddd*. The path key is *key*. Log record is ignored.

**Explanation:** A transaction in CICS TS attempted to alter the base key when updating through the path. The log record is therefore ignored (as it is by CICS), and takes no further part in CICS VR processing.

**System action:** CICS VR continues with the recovery run.

**User response:**

- Batch—Run a job to list the log and identify the faulty transaction.
- Online—Run a job to list the log and identify the faulty transaction.

---

**DWW0627E** The key of access from a CICS TS log record is not the same as the key in the log record. Data set name is *dddd*. Key of access is *keya*. Log record key is *keyb*. Log record is ignored.

**Explanation:** A transaction in CICS TS attempted to update the key that is used to access the data set. The log record is thus ignored and takes no further part in CICS VR processing. It is also possible that the target VSAM sphere for recovery has different attributes from those recorded on the log. CICS VR cannot detect this when recovering from CICS TS logs.

Because of output message buffer-size constraints, if the keys total more than 365 bytes, *keyb* is truncated.

**System action:** CICS VR continues with the recovery run.

**User response:**

- Batch—Run a job to list the log and identify the faulty transaction.
- Online—Run a job to list the log and identify the faulty transaction.

---

**DWW0628E** BLDVRP command: specified number of buffers for buffer pool *nn* is too large. Maximum size allowed is *nn*.

**Explanation:** Too many buffers for the buffer pool *BnnK* in the BLDVRP command are specified. The maximum number of buffers allowed for this buffer pool is *nn*.

The number of buffers must be in the range 3-65 535.

**System action:** Processing of CICS VR stops after completion of CICS VR command analysis. No recovery occurs.

**User response:**

- Batch—Correct the BLDVRP command, and resubmit the job. For more information about the VSAM BLDVRP macro, see *z/OS DFSMS Macro Instructions for Data Sets*.
- Online—Provide the correct values in the VSAM buffer pools secondary window. For more information about the VSAM BLDVRP macro, see *z/OS DFSMS Macro Instructions for Data Sets*.

---

**DWW0629I** An unexpected delete log record has been found for an ESDS. The data set name is *dddd*. The RBA to be deleted is *cccccccc*.

**Explanation:** A delete log record is found on the log for the ESDS *dddd*. CICS VR ESDS delete processing is not expecting this record. The relative byte address of the VSAM record to delete is *cccccccc*.

Possible reasons for this message are:

- CICS VR could not allocate large enough buffers for ESDS delete processing.
- The recovery job had multiple CICS VR steps, where the first step processed up to the point of a CICS emergency restart, and the following step processed from this point onwards.

**System action:** The action taken by CICS VR is determined by the error exit, if provided. If no error exit is provided, this message is followed by message DWW0212.

**User response:**

- Batch—Restore the VSAM data sets from the backup copies.

If the message is caused by insufficient buffer size, increase the region size for the recovery job, or process one ESDS at a time. Remove the BLDVRP statement, and rerun CICS VR.

If the message is caused by multiple CICS VR recovery job steps, rerun the recovery job in one step.

If the error persists, use a utility such as DWWJUP to print the delete records. Delete the previous insert record that corresponds to the base RBA of the delete record.

Restore the VSAM data sets from the backup copies, and rerun CICS VR without specifying the SEQCHKR command. For information about the CICS DWWJUP utility, see *CICS VSAM Recovery Implementation Guide and Reference*, Section "PRINT: print information about records logged on an MVS log..

- Online—Restore the VSAM data sets from the backup copies.

If the message is caused by insufficient buffer size, increase the region size for the recovery job, or process one ESDS at a time. Do not enter any values in the VSAM buffer pools secondary window.

If the message is caused by multiple CICS VR recovery job steps, rerun the recovery job in one step. If the error persists, use a utility such as DWWJUP to print the delete records. Delete the previous insert record that corresponds to the base RBA of the delete record.

Restore the VSAM data sets from the backup copies, and rerun CICS VR without entering any values in the sequence checking secondary window.

For information about the CICS DWWJUP utility, see *CICS VSAM Recovery Implementation Guide and Reference*, Section "PRINT: print information about records logged on an MVS log.

---

**DWW0630I** Add log records have been ignored due to matching following delete log records for an ESDS. The number of ignored records is *nn*. The data set name is *dddd*.

**Explanation:** During ESDS processing for data set *dddd*, CICS VR has ignored add log records found on the log. This is because matching following-delete records are found for the same ESDS. *nn* add log records are ignored.

This message indicates normal CICS VR ESDS delete processing.

**System action:** CICS VR processing continues.

**User response:** None.

---

**DWW0631I** Delete log records have been ignored due to record-not-found conditions for an ESDS. The number of ignored records is *nn*. The data set name is *dddd*.

**Explanation:** During ESDS processing for data set *dddd*, CICS VR has ignored delete log records found on the log. This is because record-not-found conditions are detected for the same ESDS. The number of delete log records that are ignored are *nn*.

This message indicates normal CICS VR ESDS delete processing.

**System action:** CICS VR processing continues.

**User response:** None.

---

**DWW0632I** Update log records have been converted to add records due to record-not-found conditions for an ESDS or KSDS. The number of converted records is *nn*. The data set name is *dddd*.

**Explanation:** During recovery processing for data set *dddd*, CICS VR has converted update log records that are found on the log, to add log records. This is because record-not-found conditions are detected for the same entry-sequenced data set (ESDS) or key-sequenced data set (KSDS). *nn* update log records are converted.

This message indicates normal CICS VR processing.

**System action:** CICS VR processing continues.

**User response:** None.

---

**DWW0633E** ESDS add log records have been found whose RBA is not higher than preceding adds. The number of such records is *nn*. The data set name is *dddd*.

**Explanation:** CICS VR has detected a drop in the relative byte address (RBA) sequence during ESDS processing, for data set *dddd*. There are *nn* records whose RBA is not higher than preceding adds.

**System action:** Processing of CICS VR stops. The recovery is in error.

**User response:**

- Batch—This error indicates that CICS VR ESDS processing is not working correctly. Check your CICS maintenance level. If you are using CICS/ESA 4.1, check APAR number PN32289. If you are using CICS TS, check APAR number PN32203.
- Online—This error indicates that CICS VR ESDS processing is not working correctly. Check your CICS maintenance level. If you are using CICS/ESA 4.1, check APAR number PN32289. If you are using CICS TS, check APAR number PN32203.

---

**DWW0634E** ESDS write-add RBA from CICS/ESA 4.1 log record is not equal to actual RBA used. Data set name is *dddd*. logged RBA is *cccccccc*. Actual RBA is *dddddddd*. Record appended to data set.

**Explanation:** CICS VR has added a record to the ESDS data set *dddd* that originated from a CICS/ESA 4.1 log, but the actual relative byte address (RBA) used on the VSAM file does not correspond with the RBA specified on the log record. When CICS/ESA 4.1 adds a record to an ESDS data set, the real RBA used is placed in the log record. Because CICS TS anticipates the RBA before the write operation, it is possible that CICS TS could miscalculate the RBA, thus, CICS VR only carries out this check when recovering from CICS/ESA 4.1 logs.

**System action:** This message is followed by a message, in the range DWW0210–DWW0212, which shows the system action.

**User response:**

- Batch—If you wish to accept this logical inconsistency, provide an error exit so that CICS VR ignores the error condition.
- Online—If you wish to accept this logical inconsistency, provide an error exit so that CICS VR ignores the error condition.

**DWW0635I** During the recovery of *dddd*, duplicate or not found conditions were encountered.

**Explanation:** Forward recovery is performed on a backup-while-open copy, and *duplicate* or *notfound* VSAM errors occurred. These two error types are expected when recovering to this type of backup. For the number of occurrences of the errors, see the CICS VR statistics report.

**System action:** CICS VR continues with the recovery run.

**System action:** None.

**User response:** None.

**DWW0636S** A non-unique path has been encountered for a CICS TS log KSDS update or delete. The path name is *dddd*. Processing terminates.

**Explanation:** You are trying to recover by reapplying updates to a key-sequenced data set (KSDS) through the path *dddd*, over a non-unique alternate index (AIX®). This is not possible if you are using logs created by CICS TS.

**System action:** Processing of CICS VR stops. No recovery occurs.

**User response:**

- Batch—Check that you are using logs from the correct CICS region. You cannot recover a VSAM sphere through the path over a non-unique AIX with logs created by CICS TS.

Note: CICS VR does not support non-unique alternate indexes for CICS TS logs.

- Online—Check that you are using logs from the correct CICS region. You cannot recover a VSAM sphere through the path over a non-unique AIX with logs created by CICS TS.

Note: CICS VR does not support non-unique alternate indexes for CICS TS logs.

**DWW0637E** Multiple ESDS add log records have been found whose RBA is zero. The number of such records is *nn*. The data set name is *dddd*.

**Explanation:** CICS VR has detected that the relative byte addresses (RBA) of add log records for ESDS *dddd* are zero. There are *nn* add records whose RBA is zero.

**System action:** Processing of CICS VR stops. The recovery is in error.

**User response:**

- Batch—This error indicates that CICS VR ESDS processing is not working correctly. Check your CICS maintenance level. If you are using CICS/ESA 4.1,

check APAR number PN32289. If you are using CICS TS, check APAR number PN32203.

- Online—This error indicates that CICS VR ESDS processing is not working correctly. Check your CICS maintenance level. If you are using CICS/ESA 4.1, check APAR number PN32289. If you are using CICS TS, check APAR number PN32203.

**DWW0638I** An I/O error occurred after a get request to the *aaaa* data set. The XRBA=*bbbbbbbb*. VSAM return codes are R15=*cc*, FDBK=*dd*.

**Explanation:** An attempt to get a record from data set *aaaa* failed because of an I/O error. *bbbbbbbb* is the relative byte address of the record to be processed when the I/O error occurred. *cc* is the return code in register 15, and *dd* is the value of the feedback field in the request parameter list (RPL).

**System action:** Some VSAM errors might be followed by another message in the range DWW0210–DWW0212. These messages show the system action and indicate that CICS VR will terminate.

Other VSAM errors will not be followed by another message because they are acceptable for:

- The backup-while-open facility, where the updates are in progress while the backup is being made.
- VSAM data sets updated on pre-CICS/ESA 4.1 systems, where the after-image is written to the log before being applied to the VSAM data set.
- Data set updates that were logged but not yet applied to the VSAM data set

For an explanation of the codes in this message, see *z/OS DFSMS Macro Instructions for Data Sets*.

Also see *CICS VR Implementation Guide and Reference* for more information about acceptable VSAM errors.

**User response:** None.

**DWW0639E** ESDS write-add XRBA from CICS TS log record is not equal to actual XRBA used. Data set name is *dddd*. Logged XRBA is *cccccccc*. Actual XRBA is *dddddddd*. Record appended to data set.

**Explanation:** CICS VR has added a record to the ESDS data set *dddd* that originated from a CICS TS log, but the XRBA used on the VSAM file does not correspond with the XRBA specified on the log record. When CICS TS adds a record to an ESDS data set, the real XRBA used is placed in the log record. Because CICS TS anticipates the RBA before the write operation, it is possible that CICS TS could miscalculate the XRBA, thus, CICS VR only carries out this check when recovering from CICS TS logs.

**System action:** This message is followed by a



message, in the range DWW0210–DWW0212, which shows the system action.

**User response:**

- Batch—If you want to accept this logical inconsistency, provide an error exit so that CICS VR ignores the error condition.
- Online—If you want to accept this logical inconsistency, provide an error exit so that CICS VR ignores the error condition.

---

**DWW0640W No records were applied to dddd.**

**Explanation:** No updates were applied to VSAM sphere *dddd* because no after-images are found on the log during the specified (or default) start/stop times, or you have specified System Management Facility (SMF) logging journal control table (JCT). If the data set to be forward recovered was restored from a backup-while-open (BWO) dump, then the BWO bits will remain at X'101'. A BWO bit setting of X'101' indicates that a forward recovery is required.

**System action:** CICS VR continues with the recovery run.

**User response:**

- Batch—Check that the JCT does not specify logging in SMF format. If a start/stop time is specified, check that they are correct. If start/stop times are omitted, ensure that all logs are supplied in the forward recovery run. If not, resubmit the CICS VR job with the additional logs.

If there really are no updates to apply to this data set, set the backup-while-open (BWO) bits to 000 using the following procedure:

1. Select option 1 (List of VSAM spheres) from the CICS VR main menu (panel DWWPPMEN). This will display the CICS VR VSAM sphere list panel (DWWPPVLT).
2. Select data set *dddd*.
3. Using the Tools pull down menu, select option 5 to set the BWO bits to X'000 for the selected data set.

If the REDO records written by the CICS VR batch logger should be applied during forward recovery, ensure the RCDS allocated in the recover job is the same RCDS that was allocated to the CICS VR server address space when the CICS VR batch logging occurred. Then, rerun the forward recovery job.

If the REDO records written by the CICS VR batch logger should be applied during forward recovery, ensure the RCDS allocated in the recover job is the same RCDS that was allocated to the CICS VR server address space when the CICS VR batch logging occurred. Then, rerun the forward recovery job.

---

**DWW0641I An I/O error occurred after a replace request to the dddd data set. The XRBA=cccccccc. VSAM return codes are R15=cc, FDBK=nn.**

**Explanation:** An attempt to replace a record in data set *dddd* failed. *cccccccc* is the relative byte address of the record to be processed when the I/O error occurred. The *cc* is the return code in register 15, and *nn* is the value of the feedback field in the request parameter list (RPL).

**System action:** Some VSAM errors might be followed by another message in the range of DWW0210–DWW0212. If any of these messages in this range display, CICS VR terminates; otherwise, CICS VR continues.

**User response:**

- Batch—Restore the VSAM data sets from the backup copies.

If the message is caused by insufficient buffer size, increase the region size for the recovery job, or process one ESDS at a time. Remove the BLDVRP statement, and rerun CICS VR.

If the message is caused by multiple CICS VR recovery job steps, rerun the recovery job in one step.

If the error persists, use a utility such as DWWJUP to print the delete records. Delete the previous insert record that corresponds to the base RBA of the delete record.

Restore the VSAM data sets from the backup copies, and rerun CICS VR without specifying the SEQCHKR command. For information about the CICS DWWJUP utility, see *CICS VSAM Recovery Implementation Guide and Reference*, Section "PRINT: print information about records logged on an MVS log.

- Online—Restore the VSAM data sets from the backup copies.

If the message is caused by insufficient buffer size, increase the region size for the recovery job, or process one ESDS at a time. Do not enter any values in the VSAM buffer pools secondary window.

If the message is caused by multiple CICS VR recovery job steps, rerun the recovery job in one step.

If the error persists, use a utility such as DWWJUP to print the delete records. Delete the previous insert record that corresponds to the base RBA of the delete record.

Restore the VSAM data sets from the backup copies, and rerun CICS VR without entering any values in the sequence checking secondary window.

For information about the CICS DWWJUP utility, see *CICS VSAM Recovery Implementation Guide and Reference*, Section "PRINT: print information about records logged on an MVS log.

---

**DWW0642I** An unexpected delete log record has been found for an ESDS. The data set name is *dddd*. The XRBA to be deleted is *cccccccc*.

**Explanation:** A delete log record is found on the log for the ESDS *dddd*. CICS VR ESDS delete processing is not expecting this record. The relative byte address of the VSAM record to delete is *cccccccc*.

Possible reasons for this message are:

- CICS VR could not allocate large enough buffers for ESDS delete processing.
- The recovery job had multiple CICS VR steps, where the first step processed up to the point of a CICS emergency restart, and the following step processed from this point onwards.

**System action:** The action taken by CICS VR is determined by the error exit, if provided. If no error exit is provided, this message is followed by message DWW0212.

**User response:**

- Batch—Restore the VSAM data sets from the backup copies.

If the message is caused by insufficient buffer size, increase the region size for the recovery job, or process one ESDS at a time. Remove the BLDVRP statement, and rerun CICS VR.

If the message is caused by multiple CICS VR recovery job steps, rerun the recovery job in one step.

If the error persists, use a utility such as DWWJUP to print the delete records. Delete the previous insert record that corresponds to the base XRBA of the delete record.

Restore the VSAM data sets from the backup copies, and rerun CICS VR without specifying the SEQCHKR command. For information about the CICS DWWJUP utility, see *CICS VSAM Recovery Implementation Guide and Reference*, Section "PRINT: print information about records logged on an MVS log.

- Online—Restore the VSAM data sets from the backup copies.

If the message is caused by insufficient buffer size, increase the region size for the recovery job, or process one ESDS at a time. Do not enter any values in the VSAM buffer pools secondary window.

If the message is caused by multiple CICS VR recovery job steps, rerun the recovery job in one step.

If the error persists, use a utility such as DWWJUP to print the delete records. Delete the previous insert record that corresponds to the base XRBA of the delete record.

Restore the VSAM data sets from the backup copies, and rerun CICS VR without entering any values in the sequence checking secondary window.

For information about the CICS DWWJUP utility, see *CICS VSAM Recovery Implementation Guide and Reference*, Section "PRINT: print information about records logged on an MVS log.

---

**DWW0650S** Open of log *dddd* failed.

**Explanation:** The log *dddd* cannot be opened.

**System action:** CICS VR stops the recovery and prints the reports.

**User response:**

- Batch—Check that the log name is correctly spelled in the ALLOCATE command, and that the log is available to CICS VR. Correct the error. If the log is not the first processed, restore the VSAM data sets from the backup copies before resubmitting the job.
- Online—Check that the log is available to CICS VR. Correct the error. If the log is not the first processed, restore the VSAM data sets from the backup copies before resubmitting the job.

---

**DWW0651I** Read failed for log *dddd.synadinfo*.

**Explanation:** A physical error on a basic sequential access method (BSAM) data set is detected when reading the log *dddd*.

The SYNAD information *synadinfo* contains the job name, step name, unit address, device type, ddname, operation, error description, physical-DA, and access method.

**System action:** This message is followed by a message, in the range DWW0210–DWW0212, which shows the system action.

**User response:**

- Batch—See the description of the SYNADAF message buffer format in *z/OS DFSMS Macro Instructions for Data Sets*.
- Online—See the description of the SYNADAF message buffer format in *z/OS DFSMS Macro Instructions for Data Sets*.

---

**DWW0652S** CICS logging has overtaken CICS VR recovery on active log with possible integrity loss. Rerun with the archive of *dddd* instead.

**Explanation:** While CICS VR is reading a currently active log, CICS overtook the point CICS VR had reached, causing loss of log integrity. This might be caused by CICS filling the log and then:

- Switching back onto itself (if the log was defined with only one extent).
- Switching onto another extent, filling that extent, and then switching back again to the original log.

**System action:** CICS VR stops the recovery and prints the reports.

**User response:**

- Batch—Restore the VSAM data sets from the backup copies and rerun the job with the archived log.
- Online—Restore the VSAM data sets from the backup copies and rerun the job with the archived log.

**DWW0653S Logical I/O error on log *dddd* at block number *n* has occurred.**

**Explanation:** CICS VR has detected a logical error while reading the log *dddd* at block number *n*. The block number will represent either the number of blocks from the beginning of the file (if running forward recovery), or the number of blocks from the end of the file (if running backout).

**System action:** This message is followed by a CICS VR dump and abend code 3030, 3031, 3032, or 3033.

**User response:**

- Batch—Consult the appropriate abend code explanation in this topic. Restore new copies of the VSAM data sets you want to recover and rerun the job.
- Online—Consult the appropriate abend code explanation in this topic. Restore new copies of the VSAM data sets you want to recover, and resubmit the recovery job.

**DWW0654S Log data set *dddd* is a partitioned data set. This data set organization is not supported as a log for backout.**

**Explanation:** A partitioned data set (PDS) *dddd*, was provided as input to a backout run. This data set organization cannot be processed by CICS VR backout.

**System action:** CICS VR stops the recovery and prints the reports.

**User response:**

- Batch—Check the logs that you provide. If necessary, copy the PDS member to a sequential data set. Restore the VSAM data sets from the backup copies and resubmit the job.
- Online—Check the logs that you provide. If necessary, copy the PDS member to a sequential data set. Rearchive the sequential data set. Restore the VSAM data sets from the backup copies and resubmit the recovery job.

**DWW0655S Log *dddd* has an invalid BB setting. For first block in a sequence the only valid settings are X'00' and X'01'. The actual setting is *xx*.**

**Explanation:** Invalid BB settings were detected while reading a queued sequential access method (QSAM) copy of an MVS log stream. The settings could be invalid for one of these reasons:

1. The flag bits have a value that should never appear.

2. A block that was expected to begin a sequence of QSAM blocks forming a log stream block does not have the flag value of X'00' or X'01'.
3. A block that was expected to be part of a split log stream block did not have the flag value X'02' or X'03'.

Here are the explanations of the hex codes:

00	The MVS log stream block was not split.
01	The MVS log stream was split. Subsequent QSAM blocks are part of the same MVS log stream block.
02	More QSAM blocks that are part of the same MVS log stream block exist.
03	This is the last QSAM block of the MVS log stream block.

**System action:** CICS VR processing stops.

**User response:** Make another copy of the MVS log stream using a different block size. If the problem persists, contact your local IBM Support Center.

**DWW0656S Log *dddd* has an invalid BB setting. For middle or last block in a sequence the only valid settings are X'03' and X'02'. The actual setting is *xx*.**

**Explanation:** Invalid BB settings were detected while reading a QSAM copy of an MVS log stream. The settings could be invalid for one of these reasons:

1. The flag bits have a value that should never appear.
2. A block that was expected to begin a sequence of QSAM blocks forming a log stream block does not have the flag value of X'00' or X'01'.
3. A block that was expected to be part of a split log stream block did not have the flag value X'02' or X'03'.

Here are the explanations of the hex codes:

00	The MVS log stream block was not split.
01	The MVS log stream was split. Subsequent QSAM blocks are part of the same MVS log stream block.
02	More QSAM blocks that are part of the same MVS log stream block exist.
03	This is the last QSAM block of the MVS log stream block.

**System action:** CICS VR processing stops.

**User response:** Make another copy of the MVS log stream using a different block size. If the problem persists, contact your local IBM Support Center.

**DWW0701S Dynamic allocation of data set *dddd* failed. Return code-R15=*cc1*, MVS RC=*cc2*.**

**Explanation:** Before opening the data set, CICS VR issued the MVS macro DYNALLOC to dynamically allocate the data set. Allocation failed with the MVS return code *cc2*. *cc1* is the return code in register 15.

**System action:** CICS VR stops the recovery and prints the reports.

**User response:**

- Batch—For an explanation of the MVS return code, see *z/OS MVS Authorized Assembler Services Guide*. Look at the codes and correct any errors. Restore the VSAM data sets from the backup copies and resubmit the job.
- Online—For an explanation of the MVS return code, see *z/OS MVS Authorized Assembler Services Guide*. Look at the codes and correct any errors. Restore the VSAM data sets from the backup copies and resubmit the recovery job.

**DWW0702I Dynamic deallocation of data set *dddd* failed. Return code-R15=*cc1*, MVS RC=*cc2*.**

**Explanation:** When closing the data set, CICS VR issued the MVS macro DYNALLOC to dynamically deallocate the data set. Deallocation failed with the MVS return code *cc2*. *cc1* is the return code in register 15.

**System action:** Recovery continues with the data set closed but still allocated.

**User response:**

- Batch—For an explanation of the codes in the message, see *z/OS MVS Programming: Assembler Services Guide*.
- Online—For an explanation of the codes in the message, see *z/OS MVS Programming: Assembler Services Guide*.

**DWW0703S An error occurred when opening the data set connected to *ddname* *ddn*.**

**Explanation:** The CICS VR data set described by *ddname* *ddn* could not be opened. The DD statement describing the data set is probably missing.

**System action:** CICS VR stops processing. No recovery occurs.

**System action:** Add the DD statement to the CICS VR JCL skeleton by selecting option 5 from the CICS VR main menu. Resubmit the job.

**User response:** Add the DD statement to the JCL and resubmit the job.

**DWW0704S Read failed for the DWWIN data set, *synadinfo*.**

**Explanation:** A physical error is detected when reading DWWIN. The SYNAD information *synadinfo* contains the job name, step name, unit address, device type, *ddname*, operation, error description, physical-DA, and access method.

**System action:** CICS VR stops processing. No recovery occurs.

**User response:**

- Batch—See the description of the SYNADAF message buffer format in *synadinfo* consists of bytes 50-128 of the buffer.
- Check your changes to the CICS VR JCL skeleton. See the description of the SYNADAF message buffer format in *z/OS DFSMS Macro Instructions for Data Sets*. The message consists of bytes 50-128.

**DWW0707S Recovery to *dddd* cannot be performed as the backup-while-open flags in the ICF catalog have a setting of *vvv*.**

**Explanation:** CICS VR has interrogated the backup-while-open (BWO) flags in the ICF catalog for data set *dddd*, and has determined that the value of *vvv* represents an integrity exposure if CICS VR continued processing.

These BWO values are unacceptable for CICS VR forward recovery and backout, unless otherwise stated:

001	Recovery is in progress, but failed to complete successfully. (You are possibly attempting to rerun CICS VR without first restoring the data set.)
010	A DFSMSdss physical dump is restored, but a VSAM control-interval or control-area split is in progress when the dump is made.
101	A BWO backup has been restored.
111	Invalid BWO flag settings.

**System action:** CICS VR stops the processing and no recovery occurs.

**User response:**

- Batch—For the BWO values of 001, 010, and 111, restore the data set from a valid backup copy and rerun CICS VR.

For a BWO value of 101, run CICS VR forward recovery. If forward recovery has already been run, this implies that no updates are applied in the time during and after the backup is made. Simply return the data set to CICS, resetting the status flags using the CICS VR panel interface or the CEMT command. See *CICS Supplied Transactions* for information about the CEMT command.



- Online—For the BWO values of 001, 010, and 111, restore the data set from a valid backup copy and resubmit the recovery job.

For a BWO value of 101, run CICS VR forward recovery. If forward recovery has already been run, this implies that no updates are applied in the time during and after the backup is made. Simply return the data set to CICS, resetting the status flags using the CICS VR panel interface or the CEMT command.

See *CICS Supplied Transactions* for information about the CEMT command.

---

**DWW0708W Recovery to *dddd* will be performed even though the backup-while-open flags in the ICF catalog have a setting of *vvv*.**

**Explanation:** CICS VR has interrogated the backup-while-open (BWO) flags in the ICF catalog for data set *dddd*, and has determined that the value of *vvv* should not prevent recovery from continuing. These details and descriptions of acceptable BWO flag settings assume that you are recovering to the backup of the data set, and not to the native data set as left by CICS:

100, 110	The data set is back level. It is restored from a DFSMSdss physical dump, made when the data set is eligible for BWO, either when it is open in CICS, or after CICS had shut down in an uncontrolled manner when the data set is still open.
011	This BWO flag setting will only produce the warning message if you are running CICS VR forward recovery. The data set is back level, and is restored from a DFSMSdss physical dump, made after the this series of events: <ol style="list-style-type: none"> <li>1. The data set is eligible for BWO processing.</li> <li>2. A control-interval or control-area split occurred and completed.</li> <li>3. CICS closed the file.</li> </ol>

For recovery, the data set is considered to be restored from a non-BWO backup.

**Note:** CICS VR cannot detect whether updates are in progress, and if splits occurred during a DFSMSdss physical dump. Only the DFSMSdss logical dump function is sensitive to the BWO flag settings and thus automatically preserves data integrity.

**System action:** CICS VR continues with the recovery run.

**User response:**

- Batch—Although recovery is performed, investigate why the BWO flags had these settings, before allowing the data set to be returned to CICS.
- Online—Although recovery is performed, investigate why the BWO flags had these settings, before allowing the data set to be returned to CICS.

---

**DWW0709E Fetch of backup-while-open flags from the ICF catalog failed for *dddd*. Return code = *cc1*, reason code = *cc2*.**

**Explanation:** CICS VR failed to fetch the backup-while-open (BWO) flags from the ICF catalog for *dddd* before forward recovery because it met an error when accessing them.

**System action:** CICS VR will attempt the recovery but cannot validate or update the BWO flags in the ICF catalog. This results in a possible integrity exposure. Also, if the BWO-eligible flag is set, DFSMSdss might perform a logical BWO backup (assuming it can read the ICF catalog), while recovery is in progress.

**User response:**

- Batch—Consult *z/OS DFSMSdss Advanced Services* for an explanation of the return and reason codes.
- Online—Consult *z/OS DFSMSdss Advanced Services* for an explanation of the return and reason codes.

---

**DWW0710E Update of backup-while-open flags in the ICF catalog failed for *dddd* prior to *cccc*. Return code = *cc1*, reason code = *cc2*.**

**Explanation:** CICS VR attempted to update the backup-while-open (BWO) flags in the ICF catalog for data set *dddd* before the open or close function *cccc*, at the start or end of the recovery run, respectively.

**System action:** If the error occurred before closing the data set and the BWO flags are set to 001 at open time, the BWO flags will remain in this state.

**User response:**

- Batch—If the BWO flags are left in the 001 state, return the data set to CICS, resetting the status using the CEMT command. See *z/OS DFSMSdss Advanced Services* for more information about the return and reason codes, and *CICS Supplied Transactions* for information about the CEMT command.
- Online—If the BWO flags are left in the 001 state, return the data set to CICS, resetting the status using the CEMT command. See *z/OS DFSMSdss Advanced Services* for an explanation of the return and reason codes and *CICS Supplied Transactions* for information about the CEMT command.

---

**DWW0711I Backup-while-open flags in the ICF catalog are updated to *vvv* for *dddd* prior to *cccc*.**

**Explanation:** CICS VR successfully updated the backup-while-open (BWO) flags to 001 or 000, before altering the open/close status of data set *dddd*.

**System action:** Processing continues.

**User response:** None.

---

**DWW0712E** Update of backup-while-open flags in the ICF catalog failed for VSAM sphere *dddd*. The return code is X'cc1', and the reason code is X'cc2'.

**Explanation:** CICS VR attempted to update the backup-while-open(BWO) flags to X'000' in the ICF catalog entry for data set *dddd* and failed. The user invoked this function from the tools action bar on CICS VR VSAM sphere list (panel DWWPPVLT).

**System action:** All previous data sets selected for this function have been processed successfully. CICS VR stops at data set *dddd* where the first error was encountered. The backup-while-open (BWO) flags remain unchanged for data set *dddd*. Any subsequent data sets selected were not processed.

**User response:**

- See *z/OS DFSMSdfp Advanced Services* for an explanation of the IGWABWO return and reason codes.

---

**DWW0715S** Forward recovery request for data set *dddd* is rejected because it is a backup-while-open copy containing alternate indexes in the upgrade set.

**Explanation:** If you are running complete recovery using the ISPF dialog interface, contact your local IBM Support Center.

If you are not running complete recovery using the ISPF dialog interface, there are alternate indexes in the upgrade set for data set *dddd* and the data set is a backup-while-open (BWO) copy. This might lead to VSAM errors during the forward recovery run.

This message can also appear if the BWO flags could not be examined because of a damaged ICF catalog.

**System action:** Processing of CICS VR stops after completion of CICS VR command analysis. No forward recovery occurs.

**User response:**

- Batch—Run the access method services (AMS) LISTCAT command to show which alternate indexes belong to the upgrade set. You can then run either of these AMS commands:
  - The ALTER command, to remove the alternate indexes from the upgrade set.
  - The DELETE command, to delete the alternate indexes from the upgrade set.

If you wish to retain the alternate indexes, re-create the upgrade set and rebuild the alternate indexes after CICS VR forward recovery has successfully completed.

For more information about the AMS LISTCAT command, see *z/OS DFSMS Access Method Services*.

- Online—If you are running complete recovery, contact your local IBM Support Center.

Otherwise, run the access method services (AMS) LISTCAT command to show which alternate indexes belong to the upgrade set. You can then run either of these AMS commands:

- The ALTER command, to remove the alternate indexes from the upgrade set.
- The DELETE command, to delete the alternate indexes from the upgrade set.

If you wish to retain the alternate indexes, re-create the upgrade set and rebuild the alternate indexes after CICS VR forward recovery has successfully completed.

For more information about the AMS LISTCAT command, see *z/OS DFSMS Access Method Services*.

---

**DWW0720S** The FCT entry *fff* refers to path *dddd1* to the base cluster *dddd2*. However, this path is not currently associated with the base cluster. A RELATE command might be missing. Processing terminates.

**Explanation:** The CICS file control table (FCT) entry *fff* points to the base cluster *dddd2*, through the path *dddd1*. The path is not associated with this base cluster. The RELATE command has not been specified, or is specified incorrectly.

**System action:** CICS VR stops the recovery and prints the reports.

**User response:**

- Batch—Add any missing RELATE command, restore the VSAM data sets from the backup copies and rerun CICS VR.
- Online—Provide the correct names in the path parameters secondary window. Restore the VSAM data sets from the backup copies and resubmit the recovery job.

---

**DWW0721S** The FCT entry *fff* refers to path *dddd1* (via a RELATE command) to the base cluster *dddd2*. However, this path is not currently associated with the base cluster. Processing terminates.

**Explanation:** The CICS file control table (FCT) entry *fff* is directed to the base cluster *dddd2*, through the path *dddd1*, via a RELATE command. The path is not associated with this base cluster. The NEWPATH keyword of the RELATE command has probably been incorrectly specified.

**System action:** CICS VR stops the recovery and prints the reports.

**User response:**



- Batch—Correct the RELATE command, restore the VSAM data sets from the backup copies and rerun CICS VR.
- Online—Provide the correct names in the path parameters secondary window. Restore the VSAM data sets from the backup copies and resubmit the recovery job.

---

**DWW0722I** Dynamic allocation of old CA data set *dddd* failed. Return code-R15=*cc1*, MVS RC=*cc2*.

**Explanation:** Before opening the data set, CICS VR issued the MVS macro DYNALLOC to dynamically allocate the data set. Allocation failed with the MVS return code *cc2*. *cc1* is the return code in register 15.

**System action:** CA ignores this data set.

**User response:**

- Batch—Check that change accumulation has access to the old CA data set and provide access, if necessary.

For an explanation of the MVS return code, see *z/OS MVS Programming: Assembler Services Guide*. Look at the codes and correct any errors.

---

**DWW0723I** Dynamic allocation of CA data set *dddd* failed. Return code-R15=*cc1*, MVS RC=*cc2*.

**Explanation:** Before opening the data set, CICS VR issued the MVS macro DYNALLOC to dynamically allocate the data set. Allocation failed with the MVS return code *cc2*. *cc1* is the return code in register 15.

**System action:** Forward recovery ignores this CA data set.

**User response:**

- Batch—Check that forward recovery has access to the CA data set and provide access, if necessary.

For an explanation of the MVS return code, see *z/OS MVS Programming: Assembler Services Guide*. Look at the codes and correct any errors.

---

**DWW0801S** SHADOW is requested for at least one VSAM data set. However, the RCDS is not allocated. Recovery stops.

**Explanation:** You have specified the SHADOW keyword in your recovery run for at least one VSAM data set. However, the recovery control data set (RCDS) is not allocated.

**System action:** CICS VR stops.

**User response:** Allocate the RCDS or remove the SHADOW keyword.

---

**DWW0802S** NOTIEUPS is specified for at least one VSAM data set. However, the RCDS is not allocated. Recovery stops.

**Explanation:** You have specified the NOTIEUPS keyword in your recovery run for at least one VSAM data set. However, the recovery control data set (RCDS) is not allocated.

**System action:** CICS VR stops.

**User response:** Allocate the RCDS or remove the NOTIEUPS keyword.

---

**DWW0901I** Change accumulation is started at *yyyy/mm/dd hh:mm:ss*.

**Explanation:** Change accumulation processing is started at the date and time indicated.

**System action:** Processing continues.

**User response:** None.

---

**DWW0902I** Change accumulation is terminated. The maximum condition code is *cc*.

**Explanation:** Processing has stopped. The condition code shows how change accumulation is terminated:

00	The change accumulation ran as directed and expected. Some information messages might be issued.
04	A possible problem was met but execution could continue. Investigate the warning messages that are issued.
08	An attempt was made to continue after an error occurred in change accumulation processing. The change accumulation run could fail at a later point in its execution. Investigate the messages that are issued.
12	Severe errors were found and execution stops. Error messages are issued. Correct the error and rerun the CA batch job.

All issued messages precede this completion message.

**System action:** The highest condition code that is met is set to *cc*.

**User response:** Examine preceding messages and respond as required.

---

**DWW0903S** Your external sort product is not at a level that supports CICS VR processing of very large records.

**Explanation:** Your external sort product is not enabled to process very large change accumulation records.

**System action:** CICS VR change accumulation processing stops.

**User response:**

- Batch Install the DFSORT V1R14 with APAR PQ42845 or an equivalent sort product with equivalent support for CICS VR processing of very large records. Rerun the CA batch job.

**DWW0904S** The maximum record size *bbbb* for data set *aaaa* exceeds the maximum supported record size for change accumulation.

**Explanation:** The VSAM data set logical record length exceeded the maximum supported record size of 42,500 bytes.

**System action:** CICS VR change accumulation processing stops for data set *aaaa*.

**User response:**

- Batch—Remove the sphere name from the SPHERE command in the CA batch job. Change accumulation cannot be performed for this VSAM data set.

**DWW0905S** Unexpected result from the external sort product. The sort return code is *aa* (decimal).

**Explanation:** The external sort product encountered an error.

**System action:** CICS VR change accumulation processing stops.

**User response:**

- Batch—Review the messages in the DWWSORT data set. See *CICS VR Implementation Guide and Reference* for more information about diagnosing change accumulation and DFSORT problems. For detailed information about DFSORT, see *DFSORT Application and Programming Guide R14* and *DFSORT Messages, Codes and Diagnosis Guide R14*.

Correct any errors and rerun the CA batch job.

**DWW0906I** Command processing is completed. The maximum condition code is *cc*.

**Explanation:** Command processing is completed. The condition code shows how command processing completed:

00	The command processing ran as directed and expected. Some information messages might be issued.
12	Severe errors were found and execution has been stopped. Error messages are issued. Correct the error and rerun the change accumulation.

**System action:** The highest condition code that is met is set to *cc*.

**User response:** Examine preceding messages and respond as required.

**DWW0907S** The *cccc* command is specified more than once.

**Explanation:** A command *cccc* was coded more than once.

**System action:** Change accumulation processing stops.

**User response:**

- Batch—Check the requirements of the command, remove the redundant command, and rerun the CA batch job.

**DWW0908S** The *cccc* command is specified more than 50 times.

**Explanation:** A command *cccc* was coded more than 50 times.

**System action:** Change accumulation processing stops.

**User response:**

- Batch—Check the requirements of the command, remove the redundant commands, and rerun the CA batch job.

**DWW0909S** *dddd* appears in more than one SPHERE command.

**Explanation:** The same sphere name is specified more than in one SPHERE command.

**System action:** Change accumulation processing stops.

**User response:**

- Batch—Remove or correct the command and rerun the CA batch job.

**DWW0910W** *dddd* has backout failed records on the system log after the last backup.

**Explanation:** Backout failed records have been found on the system log for this sphere after last backup. The backout cannot be used after backup has failed.

**System action:** Change accumulation ignores any records found for this data set and continues processing.

**User response:**

- Batch—Take a backup of the sphere that had backout failed records and rerun the CA batch job for that CA group. See *CICS VR Implementation Guide and Reference* for a sample CA batch job using backups that are known to CICS VR.

---

**DWW0911S** GMT was specified as the time format for the VSAM sphere *dddd*, but you are using CICS/ESA logs which do not contain GMT times.

**Explanation:** You specified GMT as the time format for VSAM sphere backup *dddd*, but this sphere did not have a GMT time format. It is possible you are using a CICS/ESA log and not a z/OS log stream.

**System action:** Change accumulation stops.

**User response:**

- Batch—Specify local time for the time format and rerun the CA batch job.

---

**DWW0912S** GMT was specified as the time format for a VSAM sphere backup *dddd*, but the CA data set does not contain GMT times for that sphere.

**Explanation:** You specified GMT as the time format for VSAM sphere backup *dddd*, but the CA data set did not contain GMT times for that sphere. It is possible you are using a CICS/ESA log and not an MVS log stream.

**System action:** Change accumulation stops.

**User response:**

- Batch—Specify a local time format for the backup and rerun the CA batch job.

---

**DWW0913E** Dynamic allocation of CA data set *dddd* failed. The SVC 99 return code is 'aa'. The SVC 99 error reason code is 'bb'. The SVC 99 information reason code is 'cc'.

**Explanation:** Change accumulation tried to allocate a new output data set using the MVS macro DYNALLOC, but allocation failed with the return code and reason codes shown.

**System action:** Change accumulation stops.

**User response:**

- Batch—For an explanation of the SVC 99 return code and reason codes, see *z/OS MVS Programming: Authorized Assembler Services Guide*. Look at the codes and correct any errors and rerun the CA batch job.

If you are unable to correct the error, contact your local IBM Support Center.

---

**DWW0914S** The end-of-file is found before the end of a command.

**Explanation:** The last command in the job control language (JCL) for this change accumulation run contains a continuation character.

**System action:** Change accumulation processing stops.

**User response:**

- Batch—Complete the command or remove the continuation character. Rerun the CICS VR CA batch job.

---

**DWW0915S** The required command *cccc* is missing.

**Explanation:** The *cccc* command is missing.

**System action:** Change accumulation processing stops.

**User response:**

- Batch—Add the missing command and rerun the CA batch job.

---

**DWW0916S** The sort work data set specified in the ddname *ddn* is not a disk data set.

**Explanation:** Tape sort work data sets were specified for this change accumulation run but tape sort data sets are not supported.

**System action:** Change accumulation processing terminates with *cc=12*.

**User response:** Change the SORTWKnn DDs to use disk sort work data sets, or remove one or more SORTWKnn DDs but not all. Rerun change accumulation.

---

**DWW0917W** No new data was found in the RCDS.

**Explanation:** No new data was found in the RCDS for the specified spheres.

**System action:** Change accumulation processing stops.

**User response:** Run archive or log of logs scan if changes have been made to the spheres defined in the CA group. Rerun the CA batch job for that CA group.

---

**DWW0919I** Unexpected result from DFSMSHsm: return code is *aa*, reason code is *bb*.

**Explanation:** An error occurred while using the ARCHSEND macro to issue DFSMSHsm FIXCDS command. CICS VR might not have authority to issue the necessary DFSMSHsm commands or DFSMSHsm might not be enabled to communicate with the CICS VR server address space.

**System action:** Change accumulation processing continues.

**User response:** To prevent this message from being issued, give CICS VR USER authority to issue all DFSMSHsm commands (except the AUTH command) or install DFSMSHsm with APAR OW49899 to enable CICS VR processing. For more information on the CICS VR server address space and DFSMSHsm, see *CICS VR Implementation Guide and Reference*.

**DWW0920S The VSAM sphere *dddd* is not found in the RCDS.**

**Explanation:** The VSAM sphere *dddd* specified as input to a change accumulation run cannot be found in the recovery control data set (RCDS).

**System action:** Change accumulation processing stops.

**User response:** Correct the invalid VSAM sphere name on the SPHERE command, or run CICS VR archive utility or log of logs scan to register the VSAM sphere in the RCDS. Rerun the CA batch job.

**DWW0921S No backups exist for the VSAM sphere *dddd*.**

**Explanation:** No backups exist for the VSAM sphere *dddd* specified as input to the change accumulation run.

**System action:** Change accumulation processing stops.

**User response:** If CICS VR is not aware of logical backups created for the data set (either through registration in the CICS VR RCDS or DFSMSHsm's inventory), add the BACKUPTIME parameter to the SPHERE command. Change accumulation will consolidate all log records written after the specified backup date and time.

If logical backups for the VSAM data set are known to CICS VR, investigate why CICS VR change accumulation is unable to retrieve the backup information (backup entries might not exist in the specified RCDS, or DFSMSHsm might not be active).

**DWW0922I An error occurred when opening the old CA data set *dddd*.**

**Explanation:** CICS VR change accumulation could not open the old CA data set *dddd*. Change accumulation creates a new CA data set and store the change accumulation records there.

**System action:** Change accumulation processing continues.

**User response:** None.

**DWW0923W Delete of the old CA data set *dddd* failed.**

**Explanation:** Change accumulation attempted to delete an old CA data set but the delete failed.

**System action:** Change accumulation processing continues.

**User response:** If the data set still exists, delete it manually. Correct any errors or authorization problems so that change accumulation can delete the old CA data set the next time change accumulation is run.

**DWW0924W All log records were not processed in the change accumulation run.**

**Explanation:** Change accumulation did not pass sort all the records needed for change accumulation processing because not enough sort work space was specified.

**System action:** Change accumulation processing continues for all the log records passed to sort.

**User response:** Rerun the CA batch job to process the remaining log records.

To enable complete change accumulation processing in future CA batch job runs for this CA group:

- Increase the space in the SORTWKnn DDs, or
- Reduce the need for sort work space by running the CA batch job more frequently.

**DWW0925W No default prefix for CA output dataset was found.**

**Explanation:** The PREFIX keyword of the CA command was not specified and no default prefix was defined in the PARMLIB member, IGDSMSxx.

**System action:** Change accumulation processing terminates with *cc=12*.

**User response:** Specify a valid prefix name in the PREFIX keyword of the CA command or define a default prefix in the PARMLIB member, IGDSMSxx.

**DWW0926S Data set *dddd* was not found in the catalog.**

**Explanation:** During CA group processing a sphere was found which is not in the current catalog.

**System action:** Change accumulation processing terminates with *cc=12*.

**User response:** Correct the sphere name in the CA group and rerun the CA batch job.

**DWW0927S No mvsllog name was entered in the ONLY keyword in the CA command and no name was found in the CICS VR RCDS.**

**Explanation:** The ONLY keyword was specified in the CA command. However, an MVS log stream name was not added as a parameter to the ONLY keyword. Also, the CICS VR RCDS does not contain information about an MVS log stream associated with the specified CA group.

**System action:** Change accumulation processing terminates with a return code of 12.

**User response:** Specify an MVS log stream name as a parameter in the ONLY keyword.

---

**DWW0928S** The ddname DWWCA, which is required for this CA utility, is not present in the JCL.

**Explanation:** The ONLY keyword was specified in the CA command. However, the name of an output change accumulation data set was not specified in the DWWCA DD statement in the change accumulation batch job JCL.

**System action:** Change accumulation processing terminates with a return code of 12.

**User response:** Specify an output change accumulation data set in the DWWCA DD statement of the change accumulation batch job JCL.

---

**DWW0929S** The keyword ALL in the SPHERE command is only allowed if the keyword ONLY is specified in the GROUP command.

**Explanation:** The ALL keyword was specified in the SPHERE command of the change accumulation job. However, the ONLY keyword was not specified in the CA command. The ALL keyword can only be specified if the ONLY keyword was also specified in the CA command.

**System action:** Change accumulation processing terminates with a return code of 12.

**User response:** Specify the ONLY keyword in the CA command.

---

**DWW1101I** The archive utility is started at yy/mm/dd hh:mm:ss.

**Explanation:** Archive processing started at the date and time indicated.

**System action:** Processing continues.

**User response:** None.

---

**DWW1102I** The archive utility is terminated. The maximum condition code is cc.

**Explanation:** Processing has stopped. The condition code shows how the archive terminated, as follows:

00	The archive ran as directed and expected. Some information messages might be issued.
02	No log of logs was scanned because no log of logs was registered with CICS VR.
04	A possible problem was met but execution was able to continue. The warning messages that are issued should be investigated. The log should be rearchived if necessary.

---

08	An attempt was made to continue after an error occurred in archive processing. The archive run could fail at a later point in its execution. The message should be investigated.
12	Severe errors were found, and execution stops. Error messages are issued. Correct the error and rerun the archive.

---

All issued messages precede this completion message.

**System action:** The highest condition code that is met is set to cc.

**User response:** Examine preceding messages and respond as required.

---

**DWW1103S** The ddname ddn, which is required as input to archive, is not present in the JCL.

**Explanation:** The input log ddname (DWWARC1) is missing.

**System action:** CICS VR archive processing stops after completion of the command analysis. Archive will not occur.

**User response:** Add a DWWARC1 ddname to the JCL and resubmit the archive job.

---

**DWW1104S** The exit load module xxxx cannot be found.

**Explanation:** CICS VR could not load the exit program.

**System action:** CICS VR archive processing stops after completion of the command analysis. Archive will not occur.

**User response:** Ensure that the module name is correct and that the load module library is correctly specified. Then resubmit the archive job.

---

**DWW1105S** The ddname ddn has concatenated DD statements present in the JCL.

**Explanation:** DD statements are concatenated when defining log data sets for an archive run. You can archive only one log at a time.

**System action:** Archive processing stops after completion of the command analysis. Archive will not occur.

**User response:** Rerun the archive once for each log.

---



---

**DWW1106W** SCAN or REPORTONLY was requested but no log of logs entries are found in the RCDS.

**Explanation:** You requested a scan of the log of logs registered in the recovery control data set (RCDS). No log of logs were found.

**System action:** CICS VR stops.

**User response:** Register the log of logs that you want to scan.

---

**DWW1107S** CICS VR is not licensed for use on the system.

**Explanation:** The CICS VR product is not licensed for use on the system.

**System action:** CICS VR terminates.

**User response:** Ensure that CICS VR is licensed for use on the system. If it is not, contact your IBM representative about purchasing CICS VR. If CICS VR is licensed for use on this system, verify that the IFAPRDxx member in SYS1.PARMLIB is set up correctly. Refer to *z/OS MVS Initialization and Tuning Reference* for detailed information.

---

**DWW1110E** The date xx or the time xx is not in the correct format.

**Explanation:** The date xx or the time xx on the log is not in the correct format. Check that you are processing a CICS log.

**System action:** CICS VR archive stops.

**User response:** Specify the correct log and rerun the archive.

---

**DWW1111E** The block number n is not in the correct format.

**Explanation:** The block number n on the log was not in the correct format. Check that you are processing a CICS log.

**System action:** CICS VR archive stops.

**User response:** Specify the correct log and rerun the archive.

---

**DWW1112E** The date xx or the time xx is not in the correct format.

**Explanation:** The date xx or the time xx on the log was not in the correct format. Check that you are processing a CICS log.

**System action:** CICS VR archive stops.

**User response:** Specify the correct log and rerun the archive.

---



---

**DWW1113I** This log has been previously archived.

**Explanation:** The log being processed has been previously archived.

**System action:** Processing continues.

**User response:** None.

---

**DWW1114E** The date xx or the time xx is not in the correct format.

**Explanation:** The date xx or the time xx on the log was not in the correct format. Check that you are processing a CICS log.

**System action:** CICS VR archive stops.

**User response:** Specify the correct log and rerun the archive.

---

**DWW1115E** The date xx or the time xx is not in the correct format.

**Explanation:** The date xx or the time xx on the log was not in the correct format. Check that you are processing a CICS log.

**System action:** CICS VR archive stops.

**User response:** Specify the correct log and rerun the archive.

---

**DWW1116S** There is a duplicate key in the RCDS.

**Explanation:** A duplicate key is detected in the recovery control data set (RCDS). Check that you are processing a CICS log.

**System action:** CICS VR archive stops.

**User response:** Specify the correct log and rerun the archive.

---

**DWW1117E** The date xx or the time xx is not in the correct format.

**Explanation:** The date xx or the time xx on the log was not in the correct format. Check that you are processing a CICS log.

**System action:** CICS VR archive stops.

**User response:** Specify the correct log and rerun the archive.

---

**DWW1118I** Register of log of logs dddd is successful.

**Explanation:** Log of logs dddd is successfully registered in the RCDS.

**System action:** None.

**User response:** None.

---



---

**DWW1119I** Deregister of log of logs *dddd* is successful.

**Explanation:** Log of logs *dddd* is successfully deregistered from the RCDS.

**System action:** None.

**User response:** None.

---

**DWW1121E** The MVS log stream *llll* is already registered in the RCDS.

**Explanation:** You have tried to register the MVS log stream *llll* in the RCDS. This MVS log stream is already registered in the RCDS.

**System action:** The register does not occur.

**User response:** Check the name of the MVS log stream that you are trying to register.

---

**DWW1122W** The MVS log stream *llll* is not found in the RCDS.

**Explanation:** The MVS log stream *llll* specified as input to a recovery run cannot be found in the RCDS.

**System action:** None.

**User response:** Check the name of the MVS log stream that you are processing.

---

**DWW1123E** The MVS log stream *llll* is not found in the RCDS.

**Explanation:** The MVS log stream *llll* specified as input to a recovery run cannot be found in the RCDS.

**System action:** CICS VR stops.

**User response:** Check the name of the MVS log stream that you are processing.

---

**DWW1124S** Connect to the MVS log stream *llll* failed. The return code is *aa*, and the reason code is *bb*. The answer area contains *cc*.

**Explanation:** CICS VR could not connect to the MVS log stream *llll*.

**System action:** Archive stops.

**User response:** For an explanation of the codes in this message, see the z/OS MVS Programming: Assembler Services Reference. Look at the codes and correct any errors.

---

**DWW1125S** Start browse of MVS log stream *llll* failed. The return code is *aa*, and the reason code is *bb*. The answer area contains *cc*.

**Explanation:** The start browse operation for MVS log stream *llll* failed.

**System action:** Archive stops.

**User response:** For an explanation of the codes in this message, see the z/OS MVS Programming: Assembler Services Reference. Look at the codes and correct any errors.

---

**DWW1126S** End browse of MVS log stream *llll* failed. The return code is *aa*, and the reason code is *bb*. The answer area contains *cc*.

**Explanation:** The end browse operation for MVS log stream *llll* failed.

**System action:** Archive stops.

**User response:** For an explanation of the codes in this message, see the z/OS MVS Programming: Assembler Services Reference. Look at the codes and correct any errors.

---

**DWW1127S** Disconnect from MVS log stream *llll* failed. The return code is *aa* and the reason code is *bb*. The answer area contains *cc*.

**Explanation:** The disconnect operation for MVS log stream *llll* failed.

**System action:** Archive stops.

**User response:** For an explanation of the codes in this message, see the z/OS MVS Programming: Assembler Services Reference. Look at the codes and correct any errors.

---

**DWW1128S** Browse of MVS log stream *llll* failed. The return code is *aa*, and the reason code is *bb*. The answer area contains *cc*.

**Explanation:** The browse operation for MVS log stream *llll* failed.

**System action:** Archive stops.

**User response:** For an explanation of the codes in this message, see the z/OS MVS Programming: Assembler Services Reference. Look at the codes and correct any errors.

---

**DWW1129S** Browse of MVS log stream *llll* failed. The return code is *aa*, and the reason code is *bb*. The answer area contains *cc*.

**Explanation:** The browse operation for MVS log stream *llll* failed.

**System action:** Archive stops.

**User response:** For an explanation of the codes in this message, see the z/OS MVS Programming: Assembler

Services Reference. Look at the codes and correct any errors.

---

**DWW1130I Automatic delete of blocks before**  
*yy.ddd hh:mm:ss GMT time was*  
**successful for MVS log stream llll.**

**Explanation:** Deletion of MVS log stream blocks before *yy.ddd hh:mm:ss* (in GMT format) was successful.

**System action:** None.

**User response:** None.

---

**DWW1131W An incorrectly placed comma at pppp is ignored.**

**Explanation:** An unnecessary comma was coded.

**System action:** The command is accepted and the extraneous comma is ignored. CICS VR continues verifying the commands. Archive still occurs.

**User response:** Remove the extra comma and rerun the archive, if required.

---

**DWW1132W An incorrectly placed comma in the parm string is ignored.**

**Explanation:** An unnecessary comma was coded in the archive parm string.

**System action:** The parm string is accepted and the extraneous comma is ignored. Archive still occurs.

**User response:** Remove the extra comma and rerun the archive, if required.

---

**DWW1133S The keyword cccc appears too many times.**

**Explanation:** A command with two or more identical keywords, possibly with different synonyms, are specified.

**System action:** CICS VR continues verifying the statements. CICS VR archive stops.

**User response:** Remove the duplicate keyword and rerun the archive job.

---

**DWW1134S The command cccc is undefined.**

**Explanation:** The command *cccc* is not recognized.

**System action:** The remaining commands are analyzed but archive does not occur.

**User response:** Correct the invalid command and rerun the archive job.

---

**DWW1135S The command is missing or the format is invalid.**

**Explanation:** The statement does not start with a valid command.

**System action:** The remaining commands are analyzed, but archive does not occur.

**User response:** Add a valid command, or correct the invalid command. Rerun the archive job.

---

**DWW1136W A missing end of comment is assumed at the end of the statement.**

**Explanation:** CICS VR archive has detected a start of comment (*/\**), without a corresponding end of comment (*\*/*).

**System action:** The CICS VR ARCHIVE utility assumes the comment concludes after the control statement. The remaining commands are analyzed and archive continues.

**User response:** Add an end of comment (*\*/*) and rerun the archive job, if required.

---

**DWW1137W A missing end quote is assumed at the end of the statement.**

**Explanation:** The quote for this character string is not closed.

**System action:** The CICS VR ARCHIVE utility assumes the quote concludes after the control statement. The remaining commands are analyzed and archive continues.

**User response:** Add an end quote and rerun the archive job, if required.

---

**DWW1139S An invalid right parenthesis is inserted in pppp.**

**Explanation:** More right parentheses than left parentheses in command *pppp* were coded.

**System action:** The remaining commands are analyzed but archive does not occur.

**User response:** Correct the number of parentheses and rerun the archive job.

---

**DWW1140S An invalid right parenthesis is inserted in the parm string.**

**Explanation:** More right parentheses than left parentheses in the archive parm string were coded.

**System action:** The remaining commands are analyzed but archive does not occur.

**User response:** Correct the number of parentheses and rerun the archive job.

---

**DWW1141S** An invalid value *vvvv* is specified or a keyword is misspelled.

**Explanation:** Too many keyword values before *vvvv* were coded, or a keyword was misspelled.

**System action:** The remaining commands are analyzed but archive does not occur.

**User response:** Correct the keyword, or remove the extra values.

---

**DWW1142S** An invalid separator is specified after *pppp*.

**Explanation:** A valid separator character after *pppp* was not coded.

**System action:** The remaining commands are analyzed but archive does not occur.

**User response:** Add a valid separator character and rerun the archive job.

---

**DWW1143S** A value is missing after *pppp*.

**Explanation:** Not enough keyword values for *pppp* were specified.

**System action:** The remaining commands are analyzed but archive does not occur.

**User response:** Add the missing keyword value or values and rerun the archive job.

---

**DWW1144S** Too many left parentheses are inserted in *pppp* or an invalid value is inserted.

**Explanation:** Too many left parentheses at *pppp* were provided, or you have provided an invalid value for the archive keyword.

**System action:** The remaining commands are analyzed but archive does not occur.

**User response:** Remove the extra left parentheses and rerun the archive job.

---

**DWW1145S** Too many left parentheses are inserted in the parm string.

**Explanation:** Too many left parentheses are provided in the archive parm string.

**System action:** The remaining commands are analyzed but archive does not occur.

**User response:** Remove the extra left parentheses and rerun the archive job.

---

**DWW1146S** A left parenthesis is missing before *pppp*.

**Explanation:** A left parenthesis at *pppp* was omitted.

**System action:** The remaining commands are analyzed but archive does not occur.

**User response:** Add the missing left parenthesis and rerun the archive job.

---

**DWW1147S** An invalid comma is inserted in *pppp*.

**Explanation:** A keyword and its values are separated with an invalid comma.

**System action:** The remaining commands are analyzed but archive does not occur.

**User response:** Specify the keyword and its value in the correct format and rerun the archive job.

---

**DWW1148W** A missing right parenthesis is assumed after the statement.

**Explanation:** A right parenthesis, which should delimit the end of the statement, was missing. Too many items might have been specified.

**System action:** Archive processing continues.

**User response:** Correct the statement and resubmit the archive job, if required.

---

**DWW1149S** The required keyword *kkkk* is missing.

**Explanation:** The keyword *kkkk* is missing from the archive command.

**System action:** CICS VR archive stops.

**User response:** Add the missing keyword and rerun the archive job.

---

**DWW1150S** The required keyword is missing. Specify either *kkkk* or *kkkk*.

**Explanation:** One of two keywords is missing.

**System action:** CICS VR archive stops.

**User response:** Add the either keyword and rerun the archive job.

---

**DWW1151S** An invalid *item* *vvvv* is inserted in the keyword.

**Explanation:** An invalid value *vvvv* is used with an *item*. The value for *item* can be one of:

- Date/time
- Name
- Numeric value
- Value

**System action:** The remaining commands are analyzed but archive does not occur.

**User response:** Correct the invalid value and rerun the archive job.

**DWW1152S The keyword(s) for command *cccc* is missing. At least one keyword must be specified.**

**Explanation:** Specify at least one keyword for command *cccc*.

**System action:** The remaining commands are analyzed but archive does not occur.

**User response:** Correct the command and rerun the archive job.

**DWW1153S The empty quoted string is invalid for the keyword *kkkk*.**

**Explanation:** No values for the keyword *kkkk* were specified.

**System action:** The remaining commands are analyzed but archive does not occur.

**User response:** Correct the string and rerun the archive job.

**DWW1154S A required keyword for command *cccc* is missing.**

**Explanation:** A keyword that is required for command *cccc* is missing.

**System action:** Processing of CICS VR stops after completion of CICS VR command analysis.

**User response:** Correct the command and resubmit the job.

**DWW1155S Mutually exclusive keywords are specified. Both *cccc1* and *cccc2* cannot be specified.**

**Explanation:** The mutually exclusive keywords *cccc1* and *cccc2* have been specified.

**System action:** Processing of CICS VR stops after completion of CICS VR command analysis.

**User response:** Correct the command and resubmit the job.

**DWW1156S Mutually exclusive keywords are specified. Both *cccc1* and *cccc2* cannot be specified.**

**Explanation:** The mutually exclusive keywords *cccc1* and *cccc2* have been specified.

**System action:** Processing of CICS VR stops after completion of CICS VR command analysis.

**User response:** Correct the command and resubmit the job.

**DWW1157S Command *cccc1* is ignored for command *cccc2*.**

**Explanation:** The command *cccc1* is ignored for command *cccc2*.

**System action:** Processing of CICS VR stops after completion of CICS VR command analysis.

**User response:** Correct the command and resubmit the job.

**DWW1158S The entered stop time *yyyydddhmmss* is earlier than the start time *yyyydddhmmss*.**

**Explanation:** The stop time entered for the log of logs utility is earlier than the entered start time. Therefore, no log blocks qualify for this log of logs run.

**System action:** CICS VR processing continues.

**User response:** Specify a correct start time and stop time, then rerun the job.

**DWW1171S The program failed to allocate a work area.**

**Explanation:** Insufficient work area space was allocated to enable CICS VR to run. CICS VR requires a minimum work area of 2048 KB.

**System action:** CICS VR ends with abend code 3007.

**User response:** Increase the region size in the CICS VR JCL.

**DWW1172S An open error occurred for the data set allocated to the ddname *ddn*.**

**Explanation:** CICS VR could not open the data set allocated to ddname *ddn*.

**System action:** CICS VR archive stops.

**User response:** Check the CICS VR JCL to see if a DD statement is missing or misspelled. Ensure that the correct data set is allocated the DD name *ddn*.

**DWW1173I Command processing is complete. The maximum condition code is *cc*.**

**Explanation:** Processing has stopped. The condition code shows how archive terminated:

00	The archive ran as directed and expected. Some information messages might be issued.
----	--

04	A possible problem was met but execution could continue. The warning messages that are issued should be investigated. The log should be rearchived if necessary.
12	Severe errors were found and execution has been stopped. Error messages are issued. Correct the error and rerun the archive.

All issued messages precede this completion message.

**System action:** The highest condition code that is met is set to *cc*.

**User response:** Examine preceding messages and respond as required.

---

**DWW1174S The end-of-file is found before the end of a command.**

**Explanation:** The last command in the JCL for this archive run is a continuation character.

**System action:** CICS VR archive stops.

**User response:** Complete the command or remove the continuation character. Rerun the archive job.

---

**DWW1175S An invalid value *vvvv* is inserted in the keyword *kkkk*.**

**Explanation:** The value *vvvv* is not valid with the keyword *kkkk*.

**System action:** CICS VR archive stops.

**User response:** Correct the invalid value and rerun the archive job.

---

**DWW1176S The required keyword *kkkk* is missing in the command *cccc*.**

**Explanation:** The keyword *kkkk* is missing from the command *cccc*.

**System action:** CICS VR archive stops.

**User response:** Add the required keyword and rerun the archive job.

---

**DWW1177W Duplicate statements were inserted for the command *cccc* with the ddname *ddn*. The statement is ignored.**

**Explanation:** Two identical statements were specified for the command *kkkk* the data set described by ddname *ddn*.

**System action:** Archive continues.

**User response:** Remove the duplicate command and rerun archive if required.

---

**DWW1178S Contradictory statements are inserted for the command *cccc* with the ddname *ddn*.**

**Explanation:** Two control statements for the command *cccc* with ddname *ddn* were specified.

**System action:** The remaining commands are analyzed but archive does not occur.

**User response:** Correct the invalid statement and rerun archive.

---

**DWW1179S An invalid value *vvvv* is inserted in the keyword *kkkk*.**

**Explanation:** The value *vvvv* specified for the keyword *kkkk* is in the wrong format.

**System action:** The statement is ignored. The remaining commands are analyzed but archive does not occur.

**User response:** Correct the invalid keyword value and rerun archive.

---

**DWW1180S The command *cccc* is specified more than once.**

**Explanation:** A command *cccc* was coded more than once.

**System action:** Archive processing stops.

**User response:** Check the requirements of the command, remove the redundant command, and resubmit the job.

---

**DWW1181S The required command *cccc* is missing.**

**Explanation:** The command *cccc* is missing.

**System action:** CICS VR archive stops.

**User response:** Add the missing command and rerun the archive job.

---

**DWW1182I The following was entered as input on the parm string:**

**Explanation:** This message displays the parameters in the archive parmstring.

**System action:** CICS VR processing continues.

**User response:** None.

---

**DWW1183S The required keyword *kkkk* is missing in the command *cccc*.**

**Explanation:** The keyword *kkkk* for command *cccc* is missing.

**System action:** CICS VR archive stops.

**User response:** Add the missing keyword and rerun the archive job.



---

**DWW1184S** The log of logs *llll* is specified more than once.

**Explanation:** The log of logs *llll* is specified more than once on the NAME keyword of the LOGOFLOGS command.

**System action:** The LOGOFLOGS SCAN stops.

**User response:** Remove all extraneous occurrences of log of logs *llll* from the NAME keyword of the LOGOFLOGS command. The name of each log of logs to be scanned must only be specified once.

---

**DWW1201S** A record that is too short to contain the file control system prefix is found on the log *dddd*. The minimum expected length is *nn1*. The actual length is *nn2*.

**Explanation:** A record is found on the log that is too short to accommodate the file control system prefix. The name of the log is *dddd*. The minimum length of such a record is *nn1*, and the actual record length found is *nn2*. The log being processed either is not produced by CICS or is a CICS log that is corrupted.

**System action:** CICS VR archive stops.

**User response:** Specify the correct log, and rerun the archive.

---

**DWW1202S** The file control system prefix of a record found on the log *dddd* is too long. The maximum expected length is *nn1*. The actual length is *nn2*.

**Explanation:** A record on the log being processed contains a file control system prefix that is too long. The name of the log is *dddd*. The maximum length of the file control system prefix is *nn1*, and the actual prefix length is *nn2*. The log being processed either is not produced by CICS, or is a CICS log that is corrupted.

**System action:** CICS VR archive stops.

**User response:** Specify the correct log, and rerun the archive.

---

**DWW1203S** The ddname *ddn*, which is required for the copy, is not present in the JCL.

**Explanation:** The ddname DWWCOPY*n* is missing.

**System action:** CICS VR processing stops after completion of the command analysis. The copy will not occur.

**User response:** Add a DWWCOPY*n* ddname to the JCL and resubmit the job.

---

**DWW1204S** The record format of log *dddd* is fixed.

**Explanation:** The record format of log *dddd* is fixed. This record format is invalid for logs.

**System action:** CICS VR archive stops.

**User response:** Ensure the log record format is correct and rerun CICS VR archive.

---

**DWW1205S** The block is too short to contain a BDW. The length is *nn1*.

**Explanation:** A block is found on the log that is too short to accommodate a block descriptor word (BDW). The length of the block is *nn1*. The log being processed either is not produced by CICS, or is a CICS log that is corrupted.

**System action:** CICS VR archive stops.

**User response:** Specify the correct log, and rerun the archive.

---

**DWW1206S** The block length is not the same as in the BDW. The block length is *nn1* and the length in the BDW is *nn2*.

**Explanation:** A length of the block found on the log was not the same as the length in the block descriptor word (BDW). The length of the block is *nn1*. The length in the BDW is *nn2*. The log being processed either is not produced by CICS, or is a CICS log that is corrupted.

**System action:** CICS VR archive stops.

**User response:** Specify the correct log, and rerun the archive.

---

**DWW1207S** The record length *nn1* is too long for the blocksize *nn2* of the output data set *dddd*.

**Explanation:** The block size specified (or the default block size of 6000) for the data set *dddd*, is too small. At least one record on the log is longer than the blocksize.

**System action:** CICS VR archive stops.

**User response:** Specify or allocate a data set with a larger block size.

---

**DWW1208S** The record format of log *dddd* is fixed.

**Explanation:** The record format of log *dddd* is fixed. This record format is invalid for logs.

**System action:** CICS VR stops.

**User response:** Ensure the log record format is correct and rerun the job.

---



---

**DWW1209S** An open error occurred for the data set allocated to the ddname *ddn*.

**Explanation:** CICS VR cannot open the data set that is allocated to *ddn*.

**System action:** CICS VR stops.

**User response:** Correct the error and resubmit the job.

---

**DWW1210S** An open error occurred for the report data set.

**Explanation:** CICS VR could not open the report data set.

**System action:** CICS VR archive stops.

**User response:** Check the CICS VR JCL to see if the report DD statement is missing or misspelled. Ensure that the correct report data set is allocated and rerun CICS VR archive.

---

**DWW1211S** An open error occurred for the DWWIN data set.

**Explanation:** CICS VR could not open the DWWIN data set.

**System action:** CICS VR archive stops.

**User response:** Check the CICS VR JCL to see if the DWWIN statement is missing or misspelled. Ensure that the correct data set is allocated DWWIN.

---

**DWW1221S** A backout failing log record (BOFLGREC) found on the log *dddd* is too short. The minimum expected length is *nn1*. The actual length is *nn2*.

**Explanation:** A BOFLGREC found on the log *dddd* is too short. The minimum length of a BOFLGREC is *nn1*. The actual length found is *nn2*. The log being processed either is not produced by CICS, or is a CICS log that is corrupted.

**System action:** CICS VR archive stops.

**User response:** Specify the correct log, and rerun the archive.

---

**DWW1222S** The first record on the log *dddd* is not a label record.

**Explanation:** The log *dddd* does not start with a label record.

**System action:** CICS VR archive stops.

**User response:** Ensure the log is a CICS log, and that the first record is a log label record. Rerun the archive.

---



---

**DWW1223W** The log *dddd* contains no relevant records.

**Explanation:** The log *dddd* has probably been switched before any relevant record had been written to it.

**System action:** Archive does not occur.

**User response:** Check the log. If necessary, specify the correct log and rerun the archive.

---

**DWW1224W** The input log is empty.

**Explanation:** The input log is empty.

**System action:** CICS VR archive stops.

**User response:** Specify the correct log and then rerun the archive if required.

---

**DWW1225S** The date *xx* or the time *xx* is not in the correct format on the first label record.

**Explanation:** The date or time on the log label record is incorrect. The log being processed either is not produced by CICS, or is a CICS log that is corrupted.

**System action:** CICS VR archive stops.

**User response:** Specify the correct log, and rerun the archive.

---

**DWW1226S** A label record that is too short to be from a CICS Version 2 or Version 3 log is found on the log *dddd*. The minimum expected length is *nn1*. The actual length is *nn2*.

**Explanation:** A label record is found on the log that is too short to be from a CICS Version 2 or CICS Version 3 system. The name of the log is *dddd*. The minimum length expected is *nn1*, and the actual record length found is *nn2*. The log being processed either is not produced by CICS, or is a CICS log that is corrupted.

**System action:** CICS VR archive stops.

**User response:** Specify the correct log, and rerun the archive.

---

**DWW1227S** A label record with an incorrect version is found on the log *dddd*.

**Explanation:** A log was specified that contains records produced by the incorrect version of CICS. The log is *dddd*.

**System action:** CICS VR archive stops.

**User response:** Specify the correct log and rerun the archive.

---

---

**DWW1228S** The log ID *jj1*, entered as input, differs from the ID *jj2* found on the log *dddd*.

**Explanation:** The log ID *jj1* specified as input to the archive command differs from the ID *jj2* found on the log *dddd*.

**System action:** CICS VR archive stops.

**User response:** Specify the correct log and rerun the archive.

---

**DWW1229S** A change in log ID from *jj1* to *jj2* is found on the log *dddd*.

**Explanation:** The log ID on data set *dddd* was changed from *jj1* to *jj2*.

**System action:** CICS VR archive stops.

**User response:** Specify the correct log and rerun the archive.

---

**DWW1230E** A time decrease is found on the log *dddd*.

**Explanation:** A log label record was found with an earlier time than the previous record.

**System action:** CICS VR archive stops.

**User response:** Remove the NOFORCE command and rerun CICS VR archive.

---

**DWW1231E** An out of sequence label is found on the log *dddd*. The previous sequence number is *nn1*. The current sequence number is *nn2*.

**Explanation:** Two label records are not in the correct time sequence in log *dddd*. Record *nn1*, which precedes record *nn2* on the log, has a later time stamp. Also, the sequence numbers of these records are not in sequence.

**Note:** For CICS TS logs, the label sequence numbers *nn1* and *nn2* are artificially created when CICS VR converts the label record to CICS/ESA 4.1 format. So the label sequence numbers do not appear on the native CICS TS log.

Some possible causes for this message are:

- A log was written over an older log and the data set is not closed. This can occur when the system abends.
- The time and date were specified incorrectly during an IPL of the operating system.
- A log contained data other than log records.

**System action:** CICS VR archive stops.

**User response:** Remove the NOFORCE command and rerun CICS VR archive.

---



---

**DWW1232E** A zero sequence number is found on the log *dddd*. The previous sequence number is *nn1*. The current sequence number is *nn2*.

**Explanation:** A label record with a zero sequence number was found, and the record before it (*nn1*) does not have the maximum sequence number ( $2^{32}-1$ ). Both records are on log *dddd*. Some possible causes are:

- The sequence number was reset to zero by CICS. If you do not have a journal archive control data set (JACD), CICS resets the sequence number at every cold start and warm start. CICS VR functions correctly in this situation.
- A zero sequence number occurred because the JACD is damaged or lost. CICS VR functions correctly in this situation.
- A log was skipped during archiving, and the next log started with a record with a zero sequence number.
- A log contained data other than log records.

**System action:** CICS VR archive stops.

**User response:** Remove the NOFORCE command and rerun CICS VR archive.

---

**DWW1233E** A gap in sequence number is found on the log *dddd*. The previous sequence number is *nn1*. The current sequence number is *nn2*.

**Explanation:** A sequence number gap was found between two label records when switching log data sets; the sequence numbers are not in sequence. The records are in the correct time sequence. That is, record *nn1*, which is the last record on log *dddd1*, has an earlier time stamp than record *nn2*, which is the first record on log *dddd2*. This message might mean that records needed for a future recovery run are missing. Some possible causes are:

- A log was skipped during archiving.
- Label records were skipped over by a selective archiving program; records needed for recovery might also be skipped.
- The journal archive control data set (JACD) is damaged or inaccessible, causing the wrong sequence numbers to be used on label records.
- A log contained data other than log records.

**System action:** CICS VR archive stops.

**User response:** Remove the NOFORCE command and rerun CICS VR archive.

---

**DWW1234S** A DSNAME record that is too short is found on the log *dddd*. The minimum expected length is *nn1*. The actual length is *nn2*.

**Explanation:** A DSNAME record that is too short was

found on the log. The name of the log data set is *dddd*. The minimum length of such a record is *nn1*, and the actual DSNAMES record length found is *nn2*. The log being processed either is not produced by CICS, or is a CICS log that is corrupted.

**System action:** CICS VR archive stops.

**User response:** Specify the correct log, and rerun the archive.

**DWW1235S A DSNAMES record with an incorrect version is found on the log *dddd*.**

**Explanation:** A log was specified that contains a DSNAMES record with an incorrect version of CICS. The name of the log is *dddd*.

**System action:** CICS VR archive stops.

**User response:** Specify the correct log, and rerun the archive.

**DWW1236W Log records with FCT entry name *fff* for the data set *dddd* are processed as being in variable format. However, *nn1* out of *nn2* add or update log records did not meet variable format checks.**

**Explanation:** Some records on the log for file control table (FCT) entry name *fff*, and data set name *dddd*, are processed by CICS VR as being in variable record format. Not all the records on the log for FCT *fff* and data set *dddd* are in variable record format. A total of *nn2* records are processed for that data set, and *nn1* add or update records on the log are not variable format.

This message could be caused by an incorrect, or missing, FCTCOMP specification.

**System action:** Archive continues.

**User response:** Correct the FCTCOMP command, if required, and rerun the archive.

**DWW1237W Log records with FCT entry name *fff* for the data set *dddd* are processed as being in fixed format. However, all of the *nn* add or update log records met variable format checks.**

**Explanation:** All records on the log for file control table (FCT) entry name *fff* and data set name *dddd*, are processed by CICS VR as being in fixed record format. But, all the records on the log for FCT *fff* and data set *dddd* met variable record format checks.

This message could be caused by an incorrect FCTCOMP specification.

**System action:** Archive continues.

**User response:** Correct the FCTCOMP command, if required, and rerun the archive.

**DWW1238S Log of logs *llll* has been deleted from the RCDS during the scan.**

**Explanation:** The log of logs *llll* has been deleted from the RCDS during a scan. A possible reason is that the log of logs was deregistered during the scan.

**System action:** CICS VR stops. No updates are made to the RCDS.

**User response:** Reregister the log of logs.

**DWW1239S Log of logs *llll* has been updated from the RCDS during the scan.**

**Explanation:** The log of logs *llll* has been updated in the RCDS during a scan.

**System action:** CICS VR stops. No updates are made to the recovery control data set (RCDS).

**User response:** Rerun the scan.

**DWW1240I Scan failed because of the previous errors. No updates will be made to the RCDS.**

**Explanation:** The scan failed due to errors described in previous messages.

**System action:** None.

**User response:** See the user response for the message issued previously.

**DWW1241I No blocks were read for log of logs *llll*.**

**Explanation:** Log of logs *llll* was scanned, but no blocks were read. A possible reason is that no blocks were written during the time period for the scan.

**System action:** None.

**User response:** None.

**DWW1242S Log of logs *llll* was not found in the RCDS.**

**Explanation:** Log of logs *llll* specified on the NAME keyword of the LOGOFLOGS command was not found in the CICS VR RCDS. This log of logs is not registered to CICS VR.

**System action:** The LOGOFLOGS SCAN stops.

**User response:** Either correct any spelling errors or register the log of logs *llll* to CICS VR. Refer to *CICS VR Implementation Guide and Reference* for more information about registering a log of logs to CICS VR.

---

**DWW1243E The attempt to bind the VSAM RLS locks for VSAM sphere *dddd*, LOG (*llll*) was not successful. The return code is *cc*, and the reason code is *cc*. The error data is *cc*.**

**Explanation:** CICS VR did not bind the VSAM RLS locks for VSAM sphere *dddd*, with the LOG attribute value *llll*. It is possible that the RLS/SYSVSAM is not available.

**System action:** CICS VR stops.

**User response:** For an explanation of the codes in this message, see *z/OS DFSMSdfp Diagnosis*. Look at the codes and correct any errors.

If you are unable to correct the error, contact your local IBM Support Center.

---

**DWW1244E The attempt to unbind the VSAM RLS locks for VSAM sphere *dddd*, LOG (*llll*) was not successful. The return code is *cc*, and the reason code is *cc*. The error data is *cc*.**

**Explanation:** CICS VR did not unbind the VSAM RLS locks for VSAM sphere *dddd*, with the LOG attribute value *llll*. It is possible that the RLS/SYSVSAM is not available.

**System action:** CICS VR stops.

**User response:** For an explanation of the codes in this message, see *z/OS DFSMSdfp Diagnosis*. Look at the codes and correct any errors.

If you are unable to correct the error, contact your local IBM Support Center.

---

**DWW1251W No recovery needed for VSAM sphere *dddd*.**

**Explanation:** The VSAM sphere *dddd* was not active between the start time and the stop time defined for the recovery. There is no data to recover for this VSAM sphere for the selected time period.

**System action:** If this message occurred during the construction of a recovery job using the CICS VR panels, no job is generated for the VSAM sphere.

If this message occurred during a batch archive or log of logs scan, no recovery report is produced for the VSAM sphere.

**User response:** None.

---

**DWW1252W A problem is found with log *llll* for VSAM sphere *dddd*.**

**Explanation:** Errors or warnings were reported during the archive of log *llll*. This log is needed for the recovery of VSAM sphere *dddd*.

**System action:** If this message occurred during the construction of a recovery job using the CICS VR panels, no job is generated for the VSAM sphere.

If this message occurred during a batch archive, no recovery report is produced for the VSAM sphere.

**User response:** If this message occurred during the construction of a recovery job using the CICS VR panels, check the messages that were issued during the archive runs for the log.

If this message occurred during a batch archive, check the messages that were issued during this, or previous, archive runs for the log.

---

**DWW1253W The RCDS is corrupt for VSAM sphere *dddd*.**

**Explanation:** The recovery control data set (RCDS) does not contain the expected information necessary for a recovery of the VSAM sphere.

**System action:** If this message occurred during the construction of a recovery job using the CICS VR panels, no job is generated for the VSAM sphere.

If this message occurred during a batch archive or log of logs scan, no recovery report is produced for the VSAM sphere.

**User response:** Be sure that your RCDS is only accessed by CICS VR. Contact your local IBM Support Center.

---

**DWW1254W A sequence error occurred for log *llll* that is needed for the recovery of VSAM sphere *dddd*.**

**Explanation:** A sequence error between logs was detected for log *llll*. This log is needed for the recovery of VSAM sphere *dddd*. The error could be the result of missing logs. CICS VR will stop the recovery when it encounters this error, unless you have set WARNING or IGNORE for the log data set sequence parameter.

**System action:** If this message occurred during the construction of a recovery job using the CICS VR panels, a recovery job is built, unless there are other reported errors preventing the job build.

If this message occurred during a batch archive, a recovery report is built unless there are other reported errors preventing the report build.

**User response:** Archive the missing logs.

---

**DWW1255W Step times overlap for sphere *dddd*.**

**Explanation:** The VSAM sphere *dddd* has logged overlapping activity on two sequences between the recovery start and stop times, causing the times of the job steps for the sphere to overlap.

**System action:** If this message occurred during the



construction of a recovery job using the CICS VR panels, no job is generated for the VSAM sphere.

If this message occurred during a batch archive or log of logs scan, no recovery report is produced for the VSAM sphere.

**User response:** Contact your local IBM Support Center.

**DWW1256W The backout failing log records (BOFLGRECs) are not on the system log for sphere dddd.**

**Explanation:** The VSAM sphere *dddd* has backout information on a user log (ID 02–99) or a batch log. CICS VR can only backout a sphere that has BOFLGRECs on a system log.

**System action:** If this message occurred during the construction of a recovery job using the CICS VR panels, no job is generated for the VSAM sphere.

If this message occurred during a batch archive, no recovery report is produced for the VSAM sphere.

**User response:** Contact your local IBM Support Center.

**DWW1257W No backout failing log record (BOFLGREC) type 3 is found for sphere dddd.**

**Explanation:** The VSAM sphere *dddd* has backout information, but the backout failing log record (BOFLGREC) of type 3 is missing. A possible cause for this error is that the latest log has not been archived. CICS VR cannot backout this sphere.

**System action:** If this message occurred during the construction of a recovery job using the CICS VR panels, no job is generated for the VSAM sphere.

If this message occurred during a batch archive, no recovery report is produced for the VSAM sphere.

**User response:** Archive the latest log.

**DWW1258W No backout failing log record (BOFLGREC) type 1 is found for sphere dddd.**

**Explanation:** The VSAM sphere *dddd* has backout information, but the backout failing log record (BOFLGREC) of type 1 is missing. Ensure the following:

- You have archived all necessary logs.
- You did not deregister an earlier log that was needed for the backout run.

**System action:** If this message occurred during the construction of a recovery job using the CICS VR panels, CICS VR cannot backout this sphere, therefore no job is generated for the VSAM sphere.

If this message occurred during a batch archive, a recovery report is built, unless there are other reported errors preventing the report build.

**User response:** Archive the missing log, if required.

**DWW1259W Backout failing activity overlaps for sphere dddd.**

**Explanation:** The VSAM sphere *dddd* has backout information but two backout sequences overlap, causing the times of the job steps for the sphere to overlap. CICS VR cannot backout this sphere.

**System action:** If this message occurred during the construction of a recovery job using the CICS VR panels, no job is generated for the VSAM sphere.

If this message occurred during a batch archive, no recovery report is produced for the VSAM sphere.

**User response:** Contact your local IBM Support Center.

**DWW1260S Keyword *kkkk1* and keyword *kkkk2* cannot be used in the same command.**

**Explanation:** You cannot use keyword *kkkk1* and keyword *kkkk2* in the same command.

**System action:** Processing of CICS VR stops after completion of CICS VR command analysis.

**User response:** Remove one of the keywords and resubmit the job.

**DWW1261S Input stream end-of-file is found before end of command.**

**Explanation:** End-of-file is detected while CICS VR is scanning a command. Input records might be missing.

**System action:** Processing of this command stops. No recovery occurs.

**User response:** Correct the command and resubmit the job.

**DWW1266W Duplicate log name *llll*.**

**Explanation:** Log name *llll* occurs more than once as a name of an archived log.

**System action:** If this message occurred during the construction of a recovery job using the CICS VR panels, two logs have been found with the same name *llll* but with different contents. A recovery job is built, unless there are other reported errors preventing the job build.

If this message occurred during a batch archive, the output log can be an existing data set that was used in a previous archive run. The same log name is registered as containing data from distinct time intervals. The log *llll* appears twice in the CICS VR logs

list. A recovery report is built, unless there are other reported errors preventing the report build.

**User response:** If this message occurred during the construction of a recovery job using the CICS VR panels, and if the logs are uncataloged, the JCL that is produced must be edited. You must include UNIT and VOLUME in the ALLOCATE command for the step with the log name *llll*. See *CICS VR Implementation Guide and Reference* for more information about the ALLOCATE command.

If the logs are cataloged, the oldest one might have been deleted but not deregistered. Deregister the log, specify a later start time or backup, and rerun the online dialog to generate JCL. If DISP=MOD was used in the archive job but ARCHIVE keyword MOD was not specified, perform one of the following tasks:

- Archive the logs again.
- Search for the ALLOCATE command in the JCL and ensure that this log name is used only once in every ALLOCATE command. If the log name is used more than once, analyze why there are two different logs with the same name.

If this message occurred during a batch archive, deregister the older log from the RCDS. If DISP=MOD was used in the archive job but the ARCHIVE keyword MOD was not specified, archive the logs again.

---

**DWW1267E Processing of VSAM sphere *dddd* failed. Another job that started later is also forward recovering VSAM sphere *dddd*.**

**Explanation:** You have started the same CICS VR job twice for the same VSAM sphere

**System action:** CICS VR stops processing the earlier job. It is possible the later job will complete successfully.

**User response:** Investigate why the job was run twice. Verify successful completion of the later job.

---

**DWW1268I A forward recovery is started more than once in the same job for VSAM sphere *dddd*.**

**Explanation:** Two job steps in the same job are started specifying FIRST or ONLY for VSAM sphere *dddd*. It is possible the recovery completed successfully.

**System action:** None.

**User response:** Investigate the results. If you altered the job that CICS VR created for you, correct it. Otherwise, contact your local IBM Support Center.

---

**DWW1269I No report can be written for VSAM sphere *dddd*, because the RCDS is not allocated.**

**Explanation:** The report for VSAM sphere *dddd* could not be written.

**System action:** None.

**User response:** Check that you correctly allocated the RCDS data sets in the CICS VR JCL skeleton. If you altered the job that CICS VR created for you, correct it. Otherwise, contact your local IBM Support Center.

---

**DWW1270E Processing of VSAM sphere *dddd* failed. An invalid sequence of events has been detected.**

**Explanation:** CICS VR could not process VSAM sphere *dddd*. It is likely that you changed the order of the recovery keywords.

**System action:** CICS VR stops the recovery for all VSAM spheres.

**User response:** If you altered the job that CICS VR created for you, correct it. Otherwise, contact your local IBM Support Center.

---

**DWW1271I No attempt was made to switch on the VSAM RLS recovery request indicator for VSAM sphere *dddd* because it was detected that certain events had not occurred in the correct order.**

**Explanation:** The VSAM record-level sharing (RLS) recovery request (RR) indicator was not switched on for VSAM sphere *dddd*.

**System action:** None.

**User response:** This information message is preceded by an error message. Investigate the problem, and if necessary, contact your local IBM Support Center.

---

**DWW1272I No attempt was made to unbind any VSAM RLS locks for VSAM sphere *dddd* because it was detected that certain events had not occurred in the correct order.**

**Explanation:** CICS VR did not unbind VSAM RLS locks for VSAM sphere *dddd*.

**System action:** None.

**User response:** This information message is preceded by an error message. Investigate the problem, and if necessary, contact your local IBM Support Center.

---



---

**DWW1273I** No attempt was made to restore any DFSMSHsm backup for VSAM sphere *dddd* because it was detected that certain events had not occurred in the correct order.

**Explanation:** CICS VR did not restore any DFSMSHsm backup for VSAM sphere *dddd*.

**System action:** None.

**User response:** This information message is preceded by an error message. Investigate the problem, and if necessary, contact your local IBM Support Center.

---

**DWW1274I** No attempt was made to remove any alternate indexes from the upgrade set for VSAM sphere *dddd* because it was detected that certain events had not occurred in the correct order.

**Explanation:** CICS VR did not remove any alternate indexes (AIXs) from the upgrade set for VSAM sphere *dddd*.

**System action:** None.

**User response:** This information message is preceded by an error message. Investigate the problem, and if necessary, contact your local IBM Support Center.

---

**DWW1275I** Forward recovery was not attempted for VSAM sphere *dddd* because it was detected that certain events had not occurred in the correct order.

**Explanation:** Forward recovery was not run for VSAM sphere *dddd*.

**System action:** None.

**User response:** This information message is preceded by an error message. Investigate the problem, and if necessary, contact your local IBM Support Center.

---

**DWW1276I** No attempt was made to rebuild any alternate indexes for VSAM sphere *dddd* because it was detected that certain events had not occurred in the correct order.

**Explanation:** CICS VR did not rebuild any AIXs for VSAM sphere *dddd*.

**System action:** None.

**User response:** This information message is preceded by an error message. Investigate the problem, and if necessary, contact your local IBM Support Center.

---



---

**DWW1277I** No attempt was made to bind any VSAM RLS locks for VSAM sphere *dddd* because it was detected that certain events had not occurred in the correct order.

**Explanation:** CICS VR did not bind any VSAM RLS locks for VSAM sphere *dddd*.

**System action:** None.

**User response:** This information message is preceded by an error message. Investigate the problem, and if necessary, contact your local IBM Support Center.

---

**DWW1278I** No attempt was made to report to VSAM RLS successful completion of the forward recovery for VSAM sphere *dddd* because it was detected that certain events had not occurred in the correct order.

**Explanation:** CICS VR did not report to VSAM RLS successful completion of the forward recovery for VSAM sphere *dddd*.

**System action:** None.

**User response:** This information message is preceded by an error message. Investigate the problem, and if necessary, contact your local IBM Support Center.

---

**DWW1279I** No attempt was made to set the VSAM RLS recovery request indicator for VSAM sphere *dddd* because of a previously detected error.

**Explanation:** CICS VR did not set the VSAM RLS RR indicator for VSAM sphere *dddd*.

**System action:** None.

**User response:** This information message is preceded by an error message. Investigate the problem, and if necessary, contact your local IBM Support Center.

---

**DWW1280I** No attempt was made to unbind any VSAM RLS locks for VSAM sphere *dddd* because of a previously detected error.

**Explanation:** CICS VR did not unbind any VSAM RLS locks for VSAM sphere *dddd*.

**System action:** None.

**User response:** This information message is preceded by an error message. Investigate the problem, and if necessary, contact your local IBM Support Center.

---

---

**DWW1281I** No attempt was made to restore any DFSMSHsm backup for VSAM sphere *dddd* because of a previously detected error.

**Explanation:** CICS VR did not restore any DFSMSHsm backup for VSAM sphere *dddd*.

**System action:** None.

**User response:** This information message is preceded by an error message. Investigate the problem, and if necessary, contact your local IBM Support Center.

---

**DWW1282I** No attempt was made to remove any alternate indexes from the upgrade set for VSAM sphere *dddd* because of a previously detected error.

**Explanation:** CICS VR did not remove any alternate indexes (AIXs) from the upgrade set for VSAM sphere *dddd*.

**System action:** None.

**User response:** This information message is preceded by an error message. Investigate the problem, and if necessary, contact your local IBM Support Center.

---

**DWW1283I** Forward recovery was not attempted for VSAM sphere *dddd* because of a previously detected error.

**Explanation:** CICS VR did not forward recover VSAM sphere *dddd*.

**System action:** None.

**User response:** This information message is preceded by an error message. Investigate the problem, and if necessary, contact your local IBM Support Center.

---

**DWW1284I** No attempt was made to rebuild any alternate indexes for VSAM sphere *dddd* because of a previously detected error.

**Explanation:** CICS VR did not rebuild any alternate indexes (AIXs) for VSAM sphere *dddd*.

**System action:** None.

**User response:** This information message is preceded by an error message. Investigate the problem, and if necessary, contact your local IBM Support Center.

---

**DWW1285I** No attempt was made to bind any VSAM RLS locks for VSAM sphere *dddd* because of a previously detected error.

**Explanation:** CICS VR did not bind and VSAM RLS locks for VSAM sphere *dddd*.

**System action:** None.

**User response:** This information message is preceded by an error message. Investigate the problem, and if necessary, contact your local IBM Support Center.

---

**DWW1286I** No attempt was made to report to VSAM RLS successful completion of the forward recovery for VSAM sphere *dddd* because of a previously detected error.

**Explanation:** CICS VR did not report to VSAM RLS successful completion of the forward recovery for VSAM sphere *dddd*.

**System action:** None.

**User response:** This information message is preceded by an error message. Investigate the problem, and if necessary, contact your local IBM Support Center.

---

**DWW1287I** No attempt was made to unbind any VSAM RLS locks for VSAM sphere *dddd* because there is no VSAM RLS support for it.

**Explanation:** CICS VR did not unbind any VSAM record-level sharing (RLS) locks for VSAM sphere *dddd*.

**System action:** None.

**User response:** This information message can appear if no RLS cell exists for the specified sphere (the LOG parameter was never specified for that sphere). Since no RLS cell exists, CICS VR does not attempt to unbind any VSAM RLS locks for this VSAM sphere.

If this information message is preceded by an error message, investigate the problem. If necessary, contact your local IBM Support Center.

---

**DWW1288I** No attempt was made to bind any VSAM RLS locks for VSAM sphere *dddd* because there is no VSAM RLS support for it.

**Explanation:** CICS VR did not bind and VSAM RLS locks for VSAM sphere *dddd*.

**System action:** None.

**User response:** This information message is preceded by an error message. Investigate the problem, and if necessary, contact your local IBM Support Center.

---

**DWW1289I** No attempt was made to report to VSAM RLS successful completion of the forward recovery for VSAM sphere *dddd* because there is no VSAM RLS support for it.

**Explanation:** CICS VR did not report to VSAM record-level sharing (RLS) successful completion of the forward recovery for VSAM sphere *dddd*.

**System action:** None.

**User response:** This information message is preceded by an error message. Investigate the problem, and if necessary, contact your local IBM Support Center.

---

**DWW1290I** No attempt was made to report to VSAM RLS successful completion of the forward recovery for VSAM sphere *dddd* because one of the forward recovery steps issued a warning message.

**Explanation:** CICS VR did not report to VSAM RLS successful completion of the forward recovery for VSAM sphere *dddd*.

**System action:** None.

**User response:** This information message is preceded by an error message. Investigate the problem, and if necessary, contact your local IBM Support Center.

---

**DWW1292E** Dynamic allocation of data set failed while processing VSAM sphere *dddd*. The SVC 99 return code is *cc*. The SVC 99 error reason code is *cc*. The SVC 99 information reason code is *cc*.

**Explanation:** Before opening VSAM sphere *dddd*, CICS VR issued the MVS macro DYNALLOC to dynamically allocate the data set. Allocation failed with the return code and reason codes shown.

**System action:** CICS VR stops.

**User response:** For an explanation of the SVC 99 return code and reason codes, see *z/OS MVS Programming: Assembler Services Guide*. Look at the codes and correct any errors. Restore the VSAM data sets from the backup copies and resubmit the recovery job.

If you are unable to correct the error, contact your local IBM Support Center.

---

**DWW1293E** An error occurred in the dynamic invocation of IDCAMS for VSAM sphere *dddd* to remove alternate indexes from the upgrade set. The return code from IDCAMS is *cc*.

**Explanation:** CICS VR could not dynamically invoke IDCAMS to remove alternate indexes (AIXs) from the upgrade set for VSAM sphere *dddd*.

**System action:** CICS VR stops.

**User response:** Examine the DWWMSG report. If the report is not available, IDCAMS gives a return code of 12. For an explanation of the codes in this message, see *z/OS DFSMS Access Method Services for Catalogs*. Look at the codes and correct any errors.

If you are unable to correct the error, contact your local IBM Support Center.

---

**DWW1294E** An error occurred in the dynamic invocation of IDCAMS for VSAM sphere *dddd* to place alternate indexes in the upgrade set. The return code from IDCAMS is *cc*.

**Explanation:** CICS VR could not dynamically invoke IDCAMS to rebuild alternate indexes (AIXs) in the upgrade set for VSAM sphere *dddd*.

**System action:** CICS VR stops.

**User response:** Examine the DWWMSG report. If the report is not available, IDCAMS gives a return code of 12. For an explanation of the codes in this message, see *z/OS DFSMS Access Method Services for Catalogs*. Look at the codes and correct any errors.

If you are unable to correct the error, contact your local IBM Support Center.

---

**DWW1295E** An error occurred in the dynamic invocation of IDCAMS for VSAM sphere *dddd* to build alternate indexes. The return code from IDCAMS is *cc*.

**Explanation:** CICS VR could not dynamically invoke IDCAMS to build alternate indexes (AIXs) for VSAM sphere *dddd*.

**System action:** CICS VR stops.

**User response:** Examine the DWWMSG report. If the report is not available, IDCAMS gives a return code of 12. For an explanation of the codes in this message, see *z/OS DFSMS Access Method Services for Catalogs*. Look at the codes and correct any errors.

If you are unable to correct the error, contact your local IBM Support Center.

---

**DWW1296E** An error occurred while using the ARCXTRCT macro for VSAM sphere *dddd*. The return code is *cc*, and the reason code is *cc*.

**Explanation:** The DFSMSshm ARCXTRCT macro failed for VSAM sphere *dddd*.

**System action:** CICS VR stops.

**User response:** For an explanation of the codes in this message, see *z/OS DFSMSshm Managing Your Own Data*, In the Appendixes, Section *Return codes from DFSMSshm commands* under Individual macros and their messages. Look at the codes and correct any errors.

If you are unable to correct the error, contact your local IBM Support Center.

---

**DWW1297E** An error occurred while using the ARCHRCOV macro for VSAM sphere *dddd*. The return code is *aa*, and the reason code is *bb*.

**Explanation:** The DFSMSHsm ARCHRCOV macro failed for VSAM sphere *dddd*.

**System action:** CICS VR stops.

**User response:** For an explanation of the codes in this message, see *z/OS DFSMSHsm Managing Your Own Data*. In the Appendixes, Section *Return codes from DFSMSHsm commands* under Individual macros and their messages. Look at the codes and correct any errors.

If you are unable to correct the error, contact your local IBM Support Center.

---

**DWW1298E** While preparing to call DFSMSHsm for VSAM sphere *dddd* it was detected that the version (*cc*) does not exist.

**Explanation:** Version *cc* of the DFSMSHsm backup that CICS VR requested for VSAM sphere *dddd* does not exist. It is possible that someone deleted the requested DFSMSHsm version while the CICS VR job was waiting to run.

**System action:** CICS VR stops.

**User response:** Check what happened to the DFSMSHsm backup version that CICS VR requires.

If you are unable to correct the error, contact your local IBM Support Center.

---

**DWW1299E** While preparing to call DFSMSHsm it was detected that there are no backups for VSAM sphere *dddd*.

**Explanation:** No DFSMSHsm backups for VSAM sphere *dddd* exist. It is possible that someone deleted all the DFSMSHsm for VSAM sphere *dddd* while the CICS VR job was waiting to run.

**System action:** CICS VR stops.

**User response:** Check what happened to the DFSMSHsm backups for VSAM sphere *dddd*.

If you are unable to correct the error, contact your local IBM Support Center.

---

**DWW1300E** An attempt to dynamically allocate VSAM AIX *dddd* failed. The SVC 99 return code is *cc*. The SVC 99 error reason code is *cc*. The SVC 99 information reason code is *cc*.

**Explanation:** Before opening VSAM alternate index (AIX) *dddd*, CICS VR issued the MVS macro DYNALLOC to dynamically allocate the data set.

Allocation failed with the return code and reason codes shown.

**System action:** CICS VR stops.

**User response:** For an explanation of the SVC 99 return code and reason codes, see *z/OS MVS Programming: Assembler Services Guide*. Look at the codes and correct any errors. Restore the VSAM data sets from the backup copies and resubmit the recovery job.

If you are unable to correct the error, contact your local IBM Support Center.

---

**DWW1301E** An attempt to open VSAM AIX *dddd* failed. The return code is *cc*. The ACB ERROR field could not be retrieved. The SHOWCB register 0 error code is *cc*.

**Explanation:** The AIX *dddd* could not be opened. It is possible you are trying to rebuild the AIXs for a non-reusable data set.

**System action:** CICS VR stops.

**User response:** For an explanation of the codes in this message, see *z/OS DFSMS Macro Instructions for Data Sets*. Look at the codes and correct any errors.

If you are unable to correct the error, contact your local IBM Support Center.

---

**DWW1302E** An attempt to open VSAM AIX *dddd* failed. The return code is *cc*. The ACB ERROR field is *cc*.

**Explanation:** The alternate index (AIX) *dddd* could not be opened. It is possible you are trying to rebuild the AIXs for a non-reusable data set.

**System action:** CICS VR stops.

**User response:** For an explanation of the codes in this message, see *z/OS DFSMS Macro Instructions for Data Sets*. Look at the codes and correct any errors.

If you are unable to correct the error, contact your local IBM Support Center.

---

**DWW1303E** An attempt to close VSAM AIX *dddd* failed. The return code is *cc*. The ACB ERROR field could not be retrieved. The SHOWCB register 0 error code is *cc*.

**Explanation:** The alternate index (AIX) *dddd* could not be closed. It is possible you are trying to rebuild the AIXs for a non-reusable data set.

**System action:** CICS VR stops.

**User response:** For an explanation of the codes in this message, see *z/OS DFSMS Macro Instructions for Data Sets*. Look at the codes and correct any errors.



If you are unable to correct the error, contact your local IBM Support Center.

---

**DWW1304E** An attempt to close VSAM AIX *dddd* failed. The return code is *cc*. The ACB ERROR field is *cc*.

**Explanation:** The alternate index (AIX) *dddd* could not be closed. It is possible you are trying to rebuild the AIXs for a non-reusable data set.

**System action:** CICS VR stops.

**User response:** For an explanation of the codes in this message, see *z/OS DFSMS Macro Instructions for Data Sets*. Look at the codes and correct any errors.

If you are unable to correct the error, contact your local IBM Support Center.

---

**DWW1305E** An attempt to dynamically deallocate VSAM AIX *dddd* failed. The SVC 99 return code is *cc*. The SVC 99 error reason code is *cc*. The SVC 99 information reason code is *cc*.

**Explanation:** Before closing VSAM alternate index (AIX) *dddd*, CICS VR issued the MVS macro DYNALLOC to dynamically deallocate the data set. Deallocation failed with the return code and reason codes shown.

**System action:** CICS VR stops.

**User response:** For an explanation of the SVC 99 return code and reason codes, see *z/OS MVS Programming: Assembler Services Guide*. Look at the codes and correct any errors. Restore the VSAM data sets from the backup copies and resubmit the recovery job.

If you are unable to correct the error, contact your local IBM Support Center.

---

**DWW1306E** An attempt to write to a dynamically allocated data set for VSAM sphere *dddd* failed. The return code is *cc*, and the reason code is *cc*.

**Explanation:** CICS VR failed in its attempt to write to a data set for VSAM sphere *dddd*.

**System action:** CICS VR stops.

**User response:** If the return code is *ERROR*, and the reason code *BADOPEN*, *IOERROR*, or *BADCLOSE*, this error is not within CICS VR.

If the return code and reason code is not any of those mentioned, contact your local IBM Support Center.

---

**DWW1307E** All forward recovery processing will be skipped for VSAM sphere *dddd* because the RCDS is not allocated.

**Explanation:** VSAM sphere *dddd* was not recovered because the recovery control data set (RCDS) was not allocated.

**System action:** CICS VR stops.

**User response:** Check that you correctly allocated the RCDS data sets in the CICS VR JCL skeleton. If you altered the job that CICS VR created for you, correct it. Otherwise, contact your local IBM Support Center.

---

**DWW1308E** The attempt to set the VSAM RLS recovery request indicator for VSAM sphere *dddd* was not successful. The return code is *cc*, and the reason code is *cc*. The error data is *cc*.

**Explanation:** CICS VR did not set the VSAM record-level sharing (RLS) recovery request (RR) indicator for VSAM sphere *dddd*. It is possible the RLS/SYSVSAM is not available.

**System action:** CICS VR stops.

**User response:** For an explanation of the codes in this message, see *z/OS DFSMSdfp Diagnosis*. Look at the codes and correct any errors.

If you are unable to correct the error, contact your local IBM Support Center.

---

**DWW1309E** The attempt to bind the VSAM RLS locks for VSAM sphere *dddd* was not successful. The return code is *cc*, and the reason code is *cc*. The error data is *cc*.

**Explanation:** CICS VR did not bind the VSAM RLS locks for VSAM sphere *dddd*. It is possible that the RLS/SYSVSAM is not available or the Catalog is locked.

**System action:** CICS VR stops.

**User response:** For an explanation of the codes in this message, see *z/OS DFSMSdfp Diagnosis*. Look at the codes and correct any errors.

If you are unable to correct the error, contact your local IBM Support Center.

---

**DWW1310E** The attempt to unbind the VSAM RLS locks for VSAM sphere *dddd* was not successful. The return code is *cc*, and the reason code is *cc*. The error data is *cc*.

**Explanation:** CICS VR did not unbind the VSAM RLS locks for VSAM sphere *dddd*. It is possible that the RLS/SYSVSAM is not available or the Catalog is locked.

**System action:** CICS VR stops.



**User response:** For an explanation of the codes in this message, see *z/OS DFSMSdfp Diagnosis*. Look at the codes and correct any errors.

If you are unable to correct the error, contact your local IBM Support Center.

**DWW1311E** The attempt to relate to VSAM the completion of the forward recovery for VSAM sphere *dddd* was not successful. The return code is *cc*, and the reason code is *cc*. The error data is *cc*.

**Explanation:** CICS VR did not relate to VSAM the successful completion of the forward recovery for VSAM sphere *dddd*. It is possible the RLS/SYSVSAM is not available or the Catalog is locked.

**System action:** CICS VR stops.

**User response:** For an explanation of the codes in this message, see *z/OS DFSMSdfp Diagnosis*. Look at the codes and correct any errors.

If you are unable to correct the error, contact your local IBM Support Center.

**DWW1312E** The VSAM RLS recovery request bit was not set for VSAM sphere *dddd* before the attempt to unbind the VSAM RLS locks.

**Explanation:** CICS VR did not set the VSAM RLS RR bit for VSAM sphere *dddd*. It is possible you turned off the VSAM RLS RR bit or the Catalog is locked.

**System action:** CICS VR stops.

**User response:** If you altered the job that CICS VR created for you, correct it. Otherwise, contact your local IBM Support Center.

**DWW1313E** The VSAM RLS recovery request bit was not set for VSAM sphere *dddd* before the attempt to bind the VSAM RLS locks.

**Explanation:** CICS VR did not set the VSAM RLS RR bit for VSAM sphere *dddd*. It is possible you turned off the VSAM RLS RR bit.

**System action:** CICS VR stops.

**User response:** If you altered the job that CICS VR created for you, correct it. Otherwise, contact your local IBM Support Center.

**DWW1314E** The VSAM RLS recovery request bit was not set for VSAM sphere *dddd* before the attempt to report to VSAM the successful completion of the forward recovery.

**Explanation:** CICS VR did not set the VSAM RLS RR

bit for VSAM sphere *dddd*. It is possible you turned off the VSAM RLS RR bit.

**System action:** CICS VR stops.

**User response:** If you altered the job that CICS VR created for you, correct it. Otherwise, contact your local IBM Support Center.

**DWW1315E** An attempt to call the VSAM IGWARLS facility for the VSAM sphere *dddd* while setting on the VSAM RLS recovery requested bit failed. The return code is *aa*, and the reason code is *bb*. The problem determination data is *cc*.

**Explanation:** A call to the DFSMS/MVS VSAM macro IGWARLS failed. There could be a problem with DFSMS/MVS.

**System action:** CICS VR stops.

**User response:** For an explanation of the codes in this message, see *z/OS DFSMSdfp Advanced Services*. Look at the codes and correct any errors.

If you are unable to correct the error, contact your local IBM Support Center.

**DWW1316E** An attempt to call the VSAM IGWARLS facility for the VSAM sphere *dddd* while binding VSAM RLS locks failed. The return code is *aa*, and the reason code is *bb*. The problem determination data is *cc*.

**Explanation:** A call to the DFSMS/MVS VSAM macro IGWARLS failed. There could be a problem with DFSMS/MVS.

**System action:** CICS VR stops.

**User response:** For an explanation of the codes in this message, see *z/OS DFSMSdfp Advanced Services*. Look at the codes and correct any errors.

If you are unable to correct the error, contact your local IBM Support Center.

**DWW1317E** An attempt to call the VSAM IGWARLS facility for the VSAM sphere *dddd* while unbinding VSAM RLS locks failed. The return code is *aa*, and the reason code is *bb*. The problem determination data is *cc*.

**Explanation:** A call to the DFSMS/MVS VSAM macro IGWARLS failed. There could be a problem with DFSMS/MVS.

**System action:** CICS VR stops.

**User response:** For an explanation of the codes in this message, see *z/OS DFSMSdfp Advanced Services*. Look at the codes and correct any errors.

If you are unable to correct the error, contact your local IBM Support Center.

---

**DWW1318E** An attempt to call the VSAM IGWARLS facility for the VSAM sphere *dddd* while relating to VSAM the completion of forward recovery failed. The return code is *aa*, and the reason code is *bb*. The problem determination data is *cc*.

**Explanation:** A call to the DFSMS/MVS VSAM macro IGWARLS failed. There could be a problem with DFSMS/MVS.

**System action:** CICS VR stops.

**User response:** For an explanation of the codes in this message, see *z/OS DFSMSdfp Advanced Services*. Look at the codes and correct any errors.

If you are unable to correct the error, contact your local IBM Support Center.

---

**DWW1319E** An attempt to retrieve catalog information for VSAM sphere *dddd* failed.

**Explanation:** There is a problem with the catalog for VSAM sphere *dddd*.

**System action:** CICS VR stops.

**User response:** Try rerunning the job. If the problem persists, contact your local IBM Support Center.

---

**DWW1320E** VSAM sphere *dddd* is logged on both log *llll1* and log *llll2* from *yydddhmmss* to *yydddhmmss* GMT (*yydddhmmss* to *yydddhmmss* local time). The log use interval registered for *llll1* will not be modified by this overlap. The log use interval for *llll2* will be shortened.

**Explanation:** During a log of logs scan, CICS VR determined that log records had been written on MVS log streams *llll1* and *llll2* during the time interval given in the message. This stops CICS VR applying all the necessary updates, as CICS VR can only read from one MVS log stream at a time. Whenever CICS VR generates a recovery job for VSAM sphere *dddd*, warning messages will appear.

**System action:** CICS VR continues with the log of logs scan. This message is accompanied by message DWW1321. If RECREP(YES) was specified for this scan, messages DWW1322 and DWW1323 also appear.

**User response:** Check that you all your CICS regions use the same MVS log stream for each VSAM sphere if they are updating the VSAM sphere concurrently. In preparation of rerunning recovery, make a new backup of VSAM sphere *dddd* from a time after the time given in the message.

---

**DWW1321E** VSAM sphere *dddd* is logged on MVS log *llll* from *yydddhmmss* to *yydddhmmss* GMT (*yydddhmmss* to *yydddhmmss* local time). During this period *dddd* was also logged on at least one other MVS log. The log records on *llll* for this period will be ignored.

**Explanation:** During a log of logs scan, CICS VR determined that log records had been written on MVS log streams *llll1* and *llll2* during the time interval given in the message. This stops CICS VR applying all the necessary updates, as CICS VR can only read from one MVS log stream at a time. Whenever CICS VR generates a recovery job for VSAM sphere *dddd*, warning messages will appear.

**System action:** CICS VR continues with the log of logs scan. This message is accompanied by message DWW1320. If RECREP(YES) was specified for this scan, messages DWW1322 and DWW1323 also appear.

**User response:** Check that you all your CICS regions use the same MVS log stream for each VSAM sphere if they are updating the VSAM sphere concurrently. In preparation of rerunning recovery, make a new backup of VSAM sphere *dddd* from a time after the time given in the message.

---

**DWW1322W** VSAM sphere *dddd* logged on MVS log stream *llll* from *yydddhmmss* to *yydddhmmss* GMT was also logged on another log stream during this time period.

**Explanation:** VSAM sphere *dddd* has been logged on more than one log stream for the time period *yydddhmmss* to *yydddhmmss* GMT. One of the following events might have occurred:

- Log streams were switched while the sphere was open for processing.
- Data was lost due to system malfunction.

CICS VR cannot handle this situation without risking data loss.

**System action:** If this message occurred during the construction of a recovery job using the CICS VR panels, CICS VR has detected that VSAM sphere *dddd* has been logged on more than one log stream for the time period. During a previous log of logs scan, CICS VR messages DWW1320 and DWW1321 were issued for VSAM sphere *dddd* indicating that this sphere was also logged on another log stream. The time period for log stream *llll* was then truncated to remove the overlap. CICS VR cannot handle this situation without risking data loss. This message is accompanied by message DWW1324. A recovery job is built, unless there are other reported errors preventing the job build, but the JCL generated will cause the overlapped interval to be ignored for log stream *llll*.

If this message occurred during a batch log of logs scan, CICS VR messages DWW3120 and DWW1321 were also issued for VSAM sphere *dddd* during this or a previous scan. Messages DWW1320 and DWW1321 indicate that this sphere was logged on two log streams during the specified time period. The time period for log stream *llll* was then truncated to remove the overlap. This message is accompanied by message DWW1324. A recovery report is built, unless there are other reported errors preventing the report build, but the job steps in the report will cause the overlapped interval to be ignored for log stream *llll*. This could present an integrity exposure.

**User response:** See messages DWW1320 and DWW1321 for more information. Do not run the job or use the information in the recovery report that CICS VR created for you until you ensure that all the updates on MVS log stream *llll* that CICS VR ignored are not required. Take the actions recommended in messages DWW1320 and DWW1321.

---

**DWW1323W VSAM sphere *dddd* logged on MVS log stream *llll* from *yydddhmmss* to *yydddhmmss* local time was also logged on another log stream during this time period.**

**Explanation:** VSAM sphere *dddd* has been logged on more than one log stream for the time period *yydddhmmss* to *yydddhmmss* local time. One of the following events might have occurred:

- Log streams were switched while the sphere was open for processing.
- Data was lost due to system malfunction.

CICS VR cannot handle this situation without risking data loss.

**System action:** If this message occurred during the construction of a recovery job using the CICS VR panels, CICS VR has detected that VSAM sphere *dddd* has been logged on more than one log stream for the time period. During a previous log of logs scan, CICS VR messages DWW1320 and DWW1321 were issued for VSAM sphere *dddd* indicating that this sphere was also logged on another log stream. The time period for log stream *llll* was then truncated to remove the overlap. CICS VR cannot handle this situation without risking data loss. This message is accompanied by message DWW1325. A recovery job is built, unless there are other reported errors preventing the job build, but the generated JCL causes the overlapped interval to be ignored for log stream *llll*.

If this message occurred during a batch log of logs scan, during this or a previous scan CICS VR messages DWW1320 and DWW1321 were issued for VSAM sphere *dddd* indicating that this sphere was also logged on another log stream during the time period. The time period for log stream *llll* was then truncated to remove the overlap. This message is accompanied by message

DWW1325. A recovery report is built, unless there are other reported errors preventing the report build. The job steps in the report cause the overlapped interval to be ignored for log stream *llll*, which could present and integrity exposure.

**User response:** See messages DWW1320 and DWW1321 for more information. Do not run the job or use the information in the recovery report that CICS VR created for you until you ensure that all the updates on MVS log stream *llll* that CICS VR ignored are not required. Take the actions recommended in messages DWW1320 and DWW1321.

---

**DWW1324W VSAM sphere *dddd* logged on MVS log stream *llll* from *yydddhmmss* to *yydddhmmss* GMT was also logged on another log stream during this time period.**

**Explanation:** VSAM sphere *dddd* has been logged on more than one log stream for the time period *yydddhmmss* to *yydddhmmss* GMT. One of the following events might have occurred:

- Log streams were switched while the sphere was open for processing.
- Data was lost due to system malfunction.

CICS VR cannot handle this situation without risking data loss.

**System action:** If this message occurred during the construction of a recovery job using the CICS VR panels, CICS VR has detected that VSAM sphere *dddd* has been logged on more than one log stream for the time period. During a previous log of logs scan, CICS VR messages DWW1320 and DWW1321 were issued for VSAM sphere *dddd*, indicating that this sphere was also logged on another log stream. The JCL generated for the recovery of this VSAM sphere takes data for the overlapped interval from the log stream *llll*. This message is accompanied by message DWW1322. The time period for the log stream reported in message DWW1322 was truncated to remove the overlap. CICS VR cannot handle this situation without risking data loss. A recovery job is built, unless there are other reported errors preventing the job build, but the JCL generated will cause the overlapped interval to be ignored for the log stream reported in message DWW1322.

If this message occurred during a batch log of logs scan, CICS VR messages DWW3120 and DWW1321 were also issued for VSAM sphere *dddd* during this or a previous scan. Messages DWW1320 and DWW1321 indicate that this sphere was logged on two log streams during the specified time period. The job steps in the recovery report generated for this VSAM sphere will take data for the overlapped interval from the log stream *llll*. This message is accompanied by message DWW1322. The time period for the log stream that was reported in message DWW1322 was then truncated to

remove the overlap. A recovery report is built, unless there are other reported errors preventing the report build, but the job steps in the report will cause the overlapped interval to be ignored for the log stream reported in message DWW1322. This could present an integrity exposure.

**User response:** See messages DWW1320 and DWW1321 for more information. Do not run the job or use the information in the recovery report that CICS VR created for you until you ensure that all updates on the MVS log stream, reported in message DWW1322, that were ignored by CICS VR are not required. Take the actions recommended in messages DWW1320 and DWW1321.

---

**DWW1325W VSAM sphere *dddd* logged on MVS log stream *llll* from *yydddhmmss* to *yydddhmmss* local time was also logged on another log stream during this time period.**

**Explanation:** VSAM sphere *dddd* has been logged on more than one log stream for the time period *yydddhmmss* to *yydddhmmss* local time. One of the following events might have occurred:

- Log streams were switched while the sphere was open for processing.
- Data was lost due to system malfunction.

CICS VR cannot handle this situation without risking data loss.

**System action:** If this message occurred during the construction of a recovery job using the CICS VR panels, CICS VR has detected that VSAM sphere *dddd* has been logged on more than one log stream for the time period. During a previous log of logs scan, CICS VR messages DWW1320 and DWW1321 were issued for VSAM sphere *dddd*, indicating that this sphere will take data for the overlapped interval from the log stream *llll*. This message is accompanied by message DWW1323. The time period for the log stream that was reported in message DWW1323 was truncated to remove the overlap. CICS VR cannot handle this situation without risking data loss. A recovery job is built, unless there are other reported errors preventing the job build, but the JCL generated will cause the overlapped interval to be ignored for the log stream that was reported in message DWW1323.

If this message occurred during a batch log of logs scan, CICS VR messages DWW3120 and DWW1321 were also issued for VSAM sphere *dddd* during this or a previous scan. Messages DWW1320 and DWW1321 indicate that this sphere was logged on two log streams during the specified time period. The job steps in the recovery report generated for this VSAM sphere will take data for the overlapped interval from the log stream *llll*. This message is accompanied by message DWW1323. The time period for the log stream that was reported in message DWW1323 was then truncated to

remove the overlap. A recovery report is built unless there are other reported errors preventing the report build, but the job steps in the report will cause the overlapped interval to be ignored for the log stream that was reported in message DWW1323. This could present an integrity exposure.

**User response:** See messages DWW1320 and DWW1321 for more information. Do not run the job or use the information in the recovery report that CICS VR created for you until you ensure that all updates on the MVS log stream, reported in message DWW1322, that were ignored by CICS VR are not required. Take the actions recommended in messages DWW1320 and DWW1321.

---

**DWW1326E The SAM copies of MVS log stream *llll* for VSAM sphere *dddd* from *yydddhmmss* to *yydddhmmss* (local time) do not cover the entire interval.**

**Explanation:** You specified that QSAM copies of MVS log streams be used in the recovery job creation for VSAM sphere *dddd*, but the QSAM copies registered in the RCDS do not cover the entire time interval for which recovery was requested. Some required QSAM copies might have been deregistered or might not have been created. The entered recovery times might also be incorrect.

**System action:** If no QSAM copy of the MVS log stream was found that covered any portion of the recovery time interval, the job step for the VSAM sphere is not generated. If at least one QSAM copy of the MVS log stream was found that covered a portion of the recovery time interval, the job step for the VSAM sphere is created but is probably defective.

**User response:** Examine the registered QSAM copies and compare them to the recovery time interval. If the copies do not cover the time interval, perform one of the following tasks:

- Make copies of the MVS log streams and recreate the recovery job for the VSAM sphere
- Recreate the recovery job for the VSAM sphere and select "MVS logger log stream" from the log stream type secondary window.

If the copies do cover the time interval, contact your local IBM Support Center.

---

**DWW1327W The SAM copies of MVS log stream *llll* for VSAM sphere *dddd* from *yydddhmmss* to *yydddhmmss* (local time) do not cover the end of the interval.**

**Explanation:** You specified that QSAM copies of MVS log streams be used in the recovery job creation for VSAM sphere *dddd*, but the QSAM copies registered in the RCDS do not cover the end of the time interval. One of the following events might be the cause of this message:



- CICS did not write a log record indicating that VSAM sphere *dddd* is no longer being used. In this case, CICS VR tried to generate a job reading MVS log stream copies until the time it generated the job. The copies do not cover this period.
- The specified recovery times are incorrect.

**System action:** The job step for the VSAM sphere *dddd* is generated, but it should be validated.

**User response:** Examine the registered QSAM copies used in the generated job and compare them to the recovery time interval. If the VSAM sphere was not active during the portion of the interval that is not covered, the recovery job is valid. If the VSAM sphere was active during the portion of the interval that is not covered, perform one of the following tasks:

- Make copies of the MVS log stream and recreate the recovery job for the VSAM sphere.
- Recreate the recovery job for the VSAM sphere and select "MVS logger log stream" from the log stream type secondary window.

---

**DWW1328I** A mixture of CICS journals and MVS log streams or their copies are needed for VSAM sphere *dddd*.

**Explanation:** Some of the data needed for the recovery of VSAM sphere *dddd* has been written on journals by CICS/ESA V4R1 (or earlier), and some on MVS log streams by a later version of CICS.

CICS VR cannot process journals and log streams in the same recovery step, so the JCL that is generated might appear complicated.

This mixture of journals and logs might also cause a conflict between GMT and local times that are recorded for the VSAM sphere. Also, there might be a greater possibility of conflicts between GMT and local times if the system time was switched to daylight-savings time during the specified recovery interval.

**System action:** A recovery job is built, unless there are other reported errors preventing the job build.

**User response:** Run the generated recovery job and investigate the results.

---

**DWW1329E** GMT times were specified for VSAM sphere *dddd* but it was not logged on any MVS log stream or log stream copy.

**Explanation:** GMT was specified as the time format to be used in the recovery job generation for VSAM sphere *dddd*. However, the sphere was not logged to an MVS log stream, so no GMT times are available to CICS VR. It is possible that this sphere is logged on a CICS/ESA V4R1 journal.

**System action:** No recovery job is generated for the VSAM sphere.

**User response:** Recreate the recovery job and specify

local as the time format to be used in the recovery job generation for the VSAM sphere.

---

**DWW1330E** An error occurred in the dynamic invocation of IDCAMS to process user-supplied IDCAMS commands for VSAM sphere *dddd*. The return code from IDCAMS is *cc*.

**Explanation:** CICS VR could not dynamically invoke IDCAMS to build alternate indexes (AIXs).

**System action:** CICS VR stops.

**User response:** Examine the DWWMSG report. If the report is not available, IDCAMS gives a return code of 12. For an explanation of the code in this message, see *z/OS DFSMS Access Method Services for Catalogs*. Look at the code and correct any errors.

If you are unable to correct the error, contact your local IBM Support Center.

---

**DWW1331E** An attempt to retrieve catalog information for VSAM sphere *dddd* failed.

**Explanation:** There is a problem with the catalog for VSAM sphere *dddd*.

**System action:** CICS VR stops.

**User response:** Try rerunning the job. If the problem persists, contact your local IBM Support Center.

---

**DWW1332E** For VSAM sphere *dddd* it was detected that alternate index *dddd* was in the upgrade set.

**Explanation:** AIX *dddd* exists in the upgrade set for VSAM sphere *dddd*.

**System action:** CICS VR stops.

**User response:** You probably added an IDCAMS job step to the CICS VR recovery that placed the AIX in the upgrade set for VSAM sphere *dddd*. Correct your change and rerun CICS VR.

If you did not change the CICS VR job, contact your local IBM Support Center.

---

**DWW1333W** VSAM sphere *dddd* was active before recovery start time.

**Explanation:** The VSAM sphere *dddd* was active at the start time defined for the recovery. There might be updates that are not recovered by this recovery job. A possible reason for this error might be that the VSAM sphere was not closed by CICS before this recovery job was created.

**System action:** A recovery job is built, unless there are other reported errors preventing the job build. The recovery might not be successful.



**User response:** Verify that the start time specified for recovery is correct and the VSAM sphere was closed by CICS before the creation of this recovery job.

---

**DWW1334W VSAM sphere *dddd* was active after recovery stop time.**

**Explanation:** The VSAM sphere *dddd* was active at the stop time defined for the recovery. This can lead to problems if this sphere is recovered again using this stop time as the start time for the new job.

**System action:** A recovery job is built, unless there are other reported errors preventing the job build.

**User response:** Verify that the stop time specified for recovery is correct.

---

**DWW1335W It is uncertain whether the first job step has a stop time after the stop time specified for VSAM sphere *dddd*.**

**Explanation:** The first recovery job step for VSAM sphere *dddd* uses an MVS log stream, or a QSAM copy of an MVS log stream. The second recovery job step uses a CICS/ESA V4R1 journal. CICS VR takes the stop time from the first step as the start time for the second step. The stop time in the recovery job is in local format. The start time specified for forward recovery is in GMT format. CICS VR cannot determine if the first step is needed for the recovery of the sphere.

**System action:** A recovery job is built, unless there are other reported errors preventing the job build. The generated job might run correctly, but might also unnecessarily scan the MVS log stream without applying any records.

**User response:** Run the generated JCL and investigate the results. If problems occur, contact your local IBM Support Center.

---

**DWW1336W A CICS/ESA V4R1 type log that was within one hour of the recovery interval specified for VSAM sphere *dddd* has been excluded.**

**Explanation:** GMT was specified as the time format for the recovery job generation of VSAM sphere *dddd*. CICS VR attempted to determine how GMT times and local times relate for the logs necessary to recover the sphere. There is at least one CICS/ESA V4R1 log that is within one hour of the start or stop time for one of the job steps.

**System action:** A recovery job is built, unless there are other reported errors preventing the job build.

**User response:** Verify whether any other CICS/ESA V4R1 logs are needed, in addition to those that were included in the job. If so, regenerate the job with different start and stop times or time format (local or GMT).

---

**DWW1337W The start time specified for the forward recovery of VSAM sphere *dddd* is in GMT time format, but the log does not contain GMT times.**

**Explanation:** GMT was specified as the time format for the generation of a forward recovery job for VSAM sphere *dddd*. The logs that are needed for the forward recovery cannot be processed with GMT times. It is possible that the VSAM sphere is logged onto both CICS/ESA V4R1 journals and MVS log streams.

**System action:** A recovery job is built for VSAM sphere *dddd*, unless there are other reported errors preventing the job build, but the start time in the job will remain in GMT format.

**User response:** Regenerate the recovery job for this VSAM sphere and specify local as the time format.

---

**DWW1338E Unexpected result while attempting to use the VSAM IGWARLS facility for VSAM sphere *dddd*. The VSAM IGWARLS load module was not available.**

**Explanation:** CICS VR could not locate the DFSMS/MVS IGWARLS macro. There could be a problem with DFSMS/MVS.

**System action:** CICS VR stops.

**User response:** Investigate why the macro could not be located. Make the load library available and rerun CICS VR.

---

**DWW1339E Unexpected result from the VSAM IGWARLS facility for VSAM sphere *dddd*. The return code is *aa*, and the reason code is *bb*. The problem determination data is *cc*.**

**Explanation:** A call to the DFSMS/MVS VSAM macro IGWARLS failed. There could be a problem with DFSMS/MVS.

**System action:** CICS VR stops.

**User response:** For an explanation of the codes in this message, see *z/OS DFSMSdfp Advanced Services*. Look at the codes and correct any errors.

If you are unable to correct the error, contact your local IBM Support Center.

---

**DWW1340E Unexpected result from calling one of the VSAM RLS interfaces for VSAM sphere *dddd*. The return code is *aa*, and the reason code is *bb*. The error data is *cc*.**

**Explanation:** A call to one of the VSAM RLS interfaces failed for VSAM sphere *dddd*. There could be a problem with DFSMS/MVS.

**System action:** CICS VR stops.

**User response:** For an explanation of the codes in this message, see *z/OS DFSMSdfp Diagnosis*. Look at the codes and correct any errors.

If you are unable to correct the error, contact your local IBM Support Center.

---

**DWW1341E Unexpected result from calling one of the VSAM RLS interfaces for VSAM sphere dddd LOG (llll). The return code is aa, and the reason code is bb. The error data is cc.**

**Explanation:** A call to one of the VSAM RLS interfaces failed for VSAM sphere dddd, with the LOG attribute value llll. There could be a problem with DFSMS/MVS.

**System action:** CICS VR stops.

**User response:** For an explanation of the codes in this message, see *z/OS DFSMSdfp Diagnosis*. Look at the codes and correct any errors.

If you are unable to correct the error, contact your local IBM Support Center.

---

**DWW1342E Dynamic allocation of a data set failed while processing VSAM sphere dddd. The SVC 99 return code is cc. The SVC 99 error reason code is cc. The SVC 99 information reason code is cc.**

**Explanation:** Before opening VSAM sphere dddd, CICS VR issued the MVS macro DYNALLOC to dynamically allocate the data set. Allocation failed with the return code and reason codes shown.

**System action:** CICS VR stops.

**User response:** For an explanation of the SVC 99 return code and reason codes, see *z/OS MVS Programming: Assembler Services Guide*. Look at the codes and correct any errors. Restore the VSAM data sets from the backup copies and resubmit the recovery job.

If you are unable to correct the error, contact your local IBM Support Center.

---

**DWW1343E An attempt to read from a dynamically allocated data set for VSAM sphere dddd failed. The return code is aa, and the reason code is bb.**

**Explanation:** CICS VR failed in its attempt to read a data set for VSAM sphere dddd.

**System action:** CICS VR stops.

**User response:** If the return code is *ERROR*, and the reason code *BADOPEN*, *IOERROR*, or *BADCLOSE*, this error is not within CICS VR.

If the return code and reason code is not any of those

mentioned, contact your local IBM Support Center.

---

**DWW1344E An attempt to rebuild VSAM AIX dddd (belonging to VSAM sphere dddd) failed because the AIX is not defined as reusable.**

**Explanation:** CICS VR failed to rebuild the alternate index (AIX) dddd. CICS VR cannot rebuild AIXs that are not defined as reusable.

**System action:** CICS VR stops.

**User response:** Define your AIXs as reusable.

---

**DWW1345I VSAM sphere dddd has been recalled successfully.**

**Explanation:** CICS VR dialog interface has invoked the DFSMSHsm ARCHRCAL macro to recall the migrated VSAM sphere dddd.

The VSAM sphere has been recalled successfully.

**System action:** CICS VR continues.

**User response:** None.

---

**DWW1346I Unable to recall VSAM sphere dddd The data set is not migrated.**

**Explanation:** CICS VR dialog interface has invoked the DFSMSHsm ARCHRCAL macro to recall the migrated VSAM sphere dddd.

DFSMSHsm indicated the VSAM sphere was not migrated.

**System action:** CICS VR continues.

**User response:** The data set might have been recalled after the VSAM sphere list was generated. Exit to CICS VR main menu and select option 1, VSAM sphere list again to reset RLS information in the display.

---

**DWW1347E An error occurred while using the ARCHRCAL macro for VSAM sphere dddd. The return code is X'aa', and the reason code is X'bb'.**

**Explanation:** CICS VR dialog interface has invoked the DFSMSHsm ARCHRCAL macro to recall the migrated VSAM sphere dddd.

The DFSMSHsm recall failed.

**System action:** CICS VR continues.

**User response:** For an explanation of the codes in this message, see *z/OS DFSMSHsm Managing Your Own Data*. Look at the codes, and correct any errors. To isolate the error,

you should exit the CICS VR dialog interface and recall the sphere. Reenter the CICS VR dialog interface to retry after the recall error has been corrected.

---

**DWW1401I** The migration utility is started at  
*yy/mm/dd hh:mm:ss.*

**Explanation:** The migration utility started at the date and time indicated.

**System action:** Processing continues.

**User response:** None.

---

**DWW1402I** The migration utility is terminated. The maximum condition code is *cc*. *nn* records have been copied.

**Explanation:** Processing has stopped. The condition code shows how the migration utility terminated:

00	The utility ran as directed and expected. Some information messages might be issued.
04	A possible problem was met but execution could continue. The warning messages that are issued should be investigated.
08	An attempt was made to continue after an error occurred. The message should be investigated.

**System action:** The highest condition code that is met is set to *cc*.

**User response:** Examine preceding messages and respond as required.

---

**DWW1403W** The input RCDS contains a record type that is not defined in the destination RCDS.

**Explanation:** The destination recovery control data set (RCDS) has already been initialized with an earlier level of CICS VR than the input RCDS.

**System action:** The migration utility continues with the next record type.

**User response:** If you are not reverting to an earlier CICS VR release, check the RCDS ddnames in the job, and if necessary, recreate the destination RCDS.

Rerun the migration utility.

---

**DWW1404W** A duplicate record is found and is ignored.

**Explanation:** The destination recovery control data set (RCDS) already contains some information corresponding to the information being copied.

**System action:** The duplicated new information is ignored.

**User response:** If you are not reverting to an earlier CICS VR release, check the RCDS ddnames in the job and, if necessary, recreate the destination RCDS.

Rerun the migration utility.

---

**DWW1405E** Inconsistent record types are found in the RCDS definitions.

**Explanation:** The record formats of the input recovery control data set (RCDS) and the destination RCDS do not match. One of the RCDSs is incorrectly defined.

**System action:** The migration utility continues with the next record type.

**User response:** Check the RCDS ddnames in the job. Rerun the migration utility.

---

**DWW1406W** The input RCDS is at current-level. The migration utility is terminated. No records have been copied.

**Explanation:** The input RCDS is at the current level. So no migration is required.

**System action:** The migration utility terminates with RC=4.

**User response:** Use the old RCDS as current, or check the RCDS ddnames in the job and rerun the job.

---

**DWW1407W** The input RCDS is inconsistent or empty. The migration utility is terminated. No records have been copied.

**Explanation:** The input RCDS is inconsistent or empty.

**System action:** The migration utility terminates with RC=8.

**User response:** Check the RCDS and ddnames in the job. Then rerun the job.

---

**DWW1410E** Unexpected result from the IGWARLS interface for sphere *dddd*. The return code is *aa*. The reason code is *bb*. The problem determination field is X'cc'.

**Explanation:** A call to the DFSMS/MVS VSAM macro IGWARLS failed.

**System action:** CICS VR continues to process the next data set.

**System action:** If you are unable to correct the error, contact your local IBM Support Center.

**User response:** For an explanation of the codes in this message, see *z/OS DFSMSdftp Advanced Services*. Look at the codes and correct any errors.

---

**DWW1413I** Command processing has completed. The maximum condition code is *cc*.

**Explanation:** Command processing has completed. The condition code shows how command processing completed:

- 00 - The command processing ran as directed and expected. Some information messages might be issued.
- 12 - Severe errors were found and execution has been stopped. Error messages are issued. Correct the error and rerun the migration job.

**System action:** The highest condition code that is met is set to *cc*.

**User response:** Examine preceding messages and respond as required.

---

**DWW1414S The end-of-file condition has been detected before the end of a command.**

**Explanation:** The last character in the input command line for this migration execution contains a continuation character.

**System action:** Migration processing stops.

**User response:** Complete the command or remove the continuation character. Rerun the migration utility job.

---

**DWW1415S The MIGRATE command is specified more than once.**

**Explanation:** A command MIGRATE was coded more than once.

**System action:** Migration processing stops.

**User response:** Check the MIGRATE command and rerun the migration job.

---

**DWW1501I The MVS log stream copy utility is started at *yy/mm/dd hh:mm:ss*.**

**Explanation:** MVS log stream copy processing started at the date and time indicated.

**System action:** Processing continues.

**User response:** None.

---

**DWW1502I The MVS log stream copy utility is terminated. The maximum condition code is *cc*.**

**Explanation:** Processing has stopped. The condition code shows how the copy terminated:

00	The copy ran as directed and expected. Some information messages might be issued.
04	A possible problem was met but execution could continue. The warning messages that are issued should be investigated. The log should be recopied if necessary.
08	An attempt was made to continue after an error occurred in copy processing. The copy could fail at a later point in its execution. The message should be investigated.

12	Severe errors were found and execution stops. Error messages are issued. Correct the error and rerun the copy.
----	--

All issued messages precede this completion message.

**System action:** The highest condition code that is met is set to *cc*.

**User response:** Examine preceding messages and respond as required.

---

**DWW1503S The exit load module *xxxx* cannot be found.**

**Explanation:** CICS VR could not load the exit program.

**System action:** CICS VR MVS log stream copy processing stops after completion of the command analysis. The copy will not occur.

**User response:** Ensure that the module name is correct and that the load module library is correctly specified. Then resubmit the job.

---

**DWW1504S Browse of MVS log stream *llll* failed. The return code is *cc*, and the reason code is *cc*. The answer area contains *cc*.**

**Explanation:** The browse operation for MVS log stream *llll* failed.

**System action:** CICS VR stops.

**User response:** For an explanation of the codes in this message, see the z/OS MVS Programming: Assembler Services Reference. Look at the codes and correct any errors.

---

**DWW1505S An error occurred while attempting to gain access to the RCDS. The reason code is *aa*.**

**Explanation:** The RCDS is necessary (for example, when a cursor is used), but an error occurred while gaining access to it.

**System action:** The utility terminates.

**User response:** Specify the appropriate RCDS in DWWCON $x$  statements (where  $x$  is a digit in the range from 1 to 3).

If you are unable to correct the error, contact your local IBM Support Center.

---

**DWW1506S Incorrect number of copies *nn* was specified while using cursors control options.**

**Explanation:** You cannot use the COPY(0) keyword while running the utility with any of the cursors control keywords.



**System action:** The utility terminates.

**User response:** Make sure that the COPY keyword specifies a nonzero value in the range from 1 to 9.

If you are unable to correct the error, contact your local IBM Support Center.

---

**DWW1507S The BR cursor was not set or null.**

**Explanation:** Either the REPBRCUR option or the MOVBRCUR option was requested, but the BR cursor was not previously set using the SETBRCUR option.

**System action:** The utility terminates.

**User response:** Run the utility with the SETBRCUR option first.

If you are unable to correct the error, contact your local IBM Support Center.

---

**DWW1508I The MVS log stream tail delete was requested but not performed.**

**Explanation:** The DELETE option was specified on the LOGSTREAMCOPY command to clear the MVS log stream tail after copying, but the deletion was not performed, either because the CICS VR RCDS was not used in this job, or because none of the blocks were copied.

**System action:** CICS VR ignores the DELETE keyword and continues.

**User response:** None.

---

**DWW1509I No relevant log blocks have been found on //lll log stream. No blocks were processed.**

**Explanation:** No relevant log blocks have been found in the specified range on the log stream.

**System action:** The highest condition code that is met is set to 4.

**User response:** None.

---

**DWW1520S Invalid TOD value or time format was inserted in the kkkk keyword.**

**Explanation:** An invalid TOD value or time format was inserted in either STARTTOD or STOPTOD or both keywords.

**System action:** The utility terminates.

**User response:** Make sure that the values of the STARTTOD or STOPTOD keywords are specified in the correct format (8-byte hexadecimal values). Supported time formats are LOCAL and GMT.

If you are unable to correct the error, contact your local IBM Support Center.

---

**DWW1541I The MVS log stream tail delete was requested but CICS VR does not permit it.**

**Explanation:** The DELETE option was specified on the LOGSTREAMCOPY command to clear the MVS log stream tail after copying or moving the browse cursor, but CICS VR does not permit the deletion of the MVS log stream tail.

**System action:** CICS VR ignores the DELETE keyword and continues. The highest condition code that is met is set to 4.

**User response:** None.

---

**DWW1551I The RCDS utility is started at yy/mm/dd hh:mm:ss.**

**Explanation:** RCDS processing started at the date and time indicated.

**System action:** Processing continues.

**User response:** None.

---

**DWW1552I The RCDS utility has terminated. The maximum condition code is cc .**

**Explanation:** Processing has stopped. The condition code shows how the RCDS utility terminated:

00	The utility ran as directed and expected. Some information messages might be issued.
04	A possible problem was met but execution could continue. The warning messages that are issued should be investigated. Rerun the job, if necessary.
08	An attempt was made to continue after an error occurred in RCDS processing. The utility could fail at a later point in its execution. The message should be investigated.
12	Severe errors were found and execution has been stopped. Error messages are issued. Correct the errors and rerun the RCDS utility job.

All issued messages precede this completion message.

**System action:** The highest condition code that is met is set to cc .

**User response:** Examine preceding messages and respond as required.

---

**DWW1553I Command syntax checking is complete. The maximum condition code is cc.**

**Explanation:** Processing has stopped. The condition code shows how the RCDS utility terminated:



00	The command checking ran as directed and expected. Some information messages might be issued.
04	A possible problem was met but execution could continue. The warning messages that are issued should be investigated. Rerun the job, if necessary.
12	Severe errors were found and execution has been stopped. Error messages are issued. Correct the errors and rerun the RCDS utility job.

**System action:** The highest condition code that is met is set to *cc*.

**User response:** Examine preceding messages and respond as required.

---

**DWW1554S The end-of-life file is found before the end of a command.**

**Explanation:** The last command in the JCL for this RCDS utility run is a continuation character.

**System action:** The CICS VR RCDS utility stops.

**User response:** Complete the command or remove the continuation character. Rerun the RCDS utility job.

---

**DWW1555S The required command *cccc* is missing.**

**Explanation:** The command *cccc* is missing.

**System action:** The CICS VR RCDS utility stops.

**User response:** Add the missing command and rerun the RCDS utility job.

---

**DWW1556S The ddname *ddn* , which is required for the RCDS export utility is not present in the JCL.**

**Explanation:** The input ddname (DWWCOPY1) is missing.

**System action:** The CICS VR RCDS utility processing stops after completion of the command analysis. The export is not performed.

**User response:** Add a DWWCOPY1 ddname to the JCL and resubmit the RCDS utility JCL.

---

**DWW1556W No records were exported from the RCDS.**

**Explanation:** The RCDS EXPORT command was requested but the RCDS utility did not find any pertinent RCDS records.

**System action:** Processing terminates.

**User response:** Verify that the names of the RCDS data sets were specified correctly on the DWWCON1,

DWWCON2, and DWWCON3 DD statements and rerun the job, if necessary.

---

**DWW1557S The ddname *ddn* , which is required as input to the RCDS import utility, is not present in the JCL.**

**Explanation:** The input ddname (DWWCOPY1) is missing.

**System action:** The CICS VR RCDS utility processing stops after completion of the command analysis. The import is not performed.

**User response:** Add a DWWCOPY1 ddname to the JCL and resubmit the RCDS utility JCL.

---

**DWW1557W No records were imported to the RCDS.**

**Explanation:** The RCDS IMPORT command was requested but no records were loaded from the data set specified on the DWWCOPY1 DD statement.

**System action:** Processing terminates.

**User response:** Verify that the name of the SAM data set was specified correctly on the DWWCOPY1 DD statement and rerun the job, if necessary.

**Note:** For RCDS importing, the DWWCOPY1 data set must have been created using the RCDS EXPORT command. If the data set was not created using the RCDS EXPORT command, it cannot be imported back into the RCDS.

---

**DWW1558S The command *cccc* is specified more than once.**

**Explanation:** A command *cccc* was coded more than once.

**System action:** The RCDS utility processing stops.

**User response:** Check the requirements of the command, remove the redundant command, and resubmit the job.

---

**DWW1568S The Data-In-Virtual (DIV) Identify service for data set *dddd* failed. The return code is *rc* and the reason code is *rs*.**

**Explanation:** When CICS VR tried the Identify service for RCDS *dddd*, the Data-In-Virtual service gave return code *rc* and reason code *rs*. Refer to *z/OS Auth Asm Services Reference* for an explanation of the given return and reason codes.

**System action:** CICS VR stops.

**User response:** CICS VR stops. Correct the error that caused the problem and resubmit the job.

---

**DWW1571S The Data-In-Virtual (DIV) Save service for data set *dddd* failed. The return code is *rc* and the reason code is *rs*.**

**Explanation:** When CICS VR tried the Save service for RCDS *dddd*, the Data-In-Virtual service gave return code *rc* and reason code *rs*. Refer to *z/OS Auth Asm Services Reference* for an explanation of the given return and reason codes.

**System action:** CICS VR stops.

**User response:** Correct the error that caused the problem and resubmit the job.

---

**DWW1572S The Data-In-Virtual (DIV) Unidentify service for data set *dddd* failed. The return code is *rc* and the reason code is *rs*.**

**Explanation:** When CICS VR tried the Unidentify service for RCDS *dddd*, The Data-In- Virtual service gave return code *rc* and reason code *rs*. Refer to *z/OS Auth Asm Services Reference* for an explanation of the given return and reason codes.

**System action:** CICS VR stops.

**User response:** Correct the error that caused the problem and resubmit the job.

---

**DWW1573I RCDS reset is successful for data set *dddd*.**

**Explanation:** RCDS reset is successful for data set *dddd*.

**System action:** None.

**User response:** None.

---

**DWW1601S The RCDS is full.**

**Explanation:** The recovery control data set (RCDS) cannot be used.

**System action:** CICS VR stops.

**User response:** Define a new RCDS using the instructions in *CICS VR Implementation Guide and Reference*.

---

**DWW1602S The RCDS is missing or incorrectly specified.**

**Explanation:** There is no recovery control data set (RCDS) defined for your CICS VR run, or the RCDS is incorrectly specified.

For example, the RCDS might be:

- Allocated to a DD DUMMY.
- Allocated to a sequential file.
- Corrupted.

**System action:** CICS VR stops.

**User response:** Add the RCDS to the CICS VR JCL, or correct the specification. Ensure you have included the RCDS in the CICS VR JCL skeleton. For more information about setting up the ISPF dialog interface, see *CICS VR Implementation Guide and Reference*.

---

**DWW1603S The RCDS is back-level.**

**Explanation:** You are trying to use an recovery control data set (RCDS) from an earlier CICS VR release.

**System action:** CICS VR stops.

**User response:** Migrate your RCDS, or define a new RCDS using the instructions in *CICS VR Implementation Guide and Reference*. This problem might also be caused by an error in your STEPLIB and LINKLST.

---

**DWW1604S There is a severe problem with the RCDS. The DIV abend code is *aa*. The DIV reason code is *bbbb*.**

**Explanation:** CICS VR has found a severe problem with the recovery control data set (RCDS) for this CICS VR run.

**System action:** CICS VR stops.

**User response:** Examine the codes and respond as required. For an explanation of the DIV codes, see system completion code 08B in *z/OS MVS System Codes*.

---

**DWW1605I DWWCON $n$  is full.**

**Explanation:** DWWCON1, DWWCON2, or DWWCON3 is full.

**System action:** CICS VR continues.

**User response:** Define a new RCDS using the instructions in *CICS VR Implementation Guide and Reference*.

---

**DWW1606I DWWCON $n$  is missing or incorrectly specified.**

**Explanation:** DWWCON1, DWWCON2, or DWWCON3 is not defined for your CICS VR run, or is incorrectly specified.

For example, DWWCON $n$  might be:

- Allocated to a DD DUMMY.
- Allocated to a sequential file.
- Corrupted.

**System action:** CICS VR continues.

**User response:** Add the ddname to the CICS VR JCL, or correct the specification. Ensure you have included the RCDS ddnames in the CICS VR JCL skeleton. For more information about setting up the ISPF dialog

interface, see *CICS VR Implementation Guide and Reference*.

---

**DWW1607I DWWCON $n$  is back-level.**

**Explanation:** The data set allocated to DWWCON $n$  is from an earlier CICS VR release.

**System action:** CICS VR continues.

**User response:** Migrate your RCDS, or define a new RCDS using the instructions in *CICS VR Implementation Guide and Reference*.

---

**DWW1608I There is a severe problem with the DWWCON $n$ . The DIV abend code is  $aa$ . The DIV reason code is  $bbbb$ .**

**Explanation:** CICS VR has found a severe problem with the data set allocated to DWWCON $n$  for this CICS VR run.

**System action:** CICS VR continues.

**User response:** Examine the codes and respond as required. For an explanation of the DIV codes, see system completion code 08B in *z/OS MVS System Codes*.

---

**DWW1701I The batch backout utility is started at  $yy/mm/dd hh:mm:ss$**

**Explanation:** Processing started at the date and time indicated.

**System action:** Processing continues.

**User response:** None.

---

**DWW1702I The batch backout utility is terminated. The maximum condition code is  $cc$ .**

**Explanation:** Processing stopped. Refer to the appropriate explanation of the condition code that was issued for further information.

- 00 - The backout ran as directed and expected. Some informational messages might have been written to the data set allocated to the DWWMSG ddname.
- 04 - A possible problem might have been encountered, but execution was allowed to continue. Investigate any warning messages that were written to the data set allocated to the DWWMSG ddname and rerun the backout if necessary.
- 08 - Severe errors were encountered and execution stopped. Error messages were written to the data set allocated to the DWWMSG ddname. Refer to the error messages, correct the error, and rerun the backout.
- 12 - Severe errors were encountered and execution

stopped. Error messages were written to the data set allocated to the DWWMSG ddname. Refer to the error messages, correct the error, and rerun the backout.

**System action:** The batch backout utility completed processing (either normally or abnormally). The highest condition code that batch backout encountered is set to  $cc$ . Refer to the appropriate explanation of the condition code that was issued for the status of termination.

**User response:** Refer to the appropriate explanation of the condition code that was issued.

---

**DWW1703I Command processing is completed. The maximum condition code is  $cc$ .**

**Explanation:** Command processing is completed. Refer to the appropriate explanation of the condition code that was issued for further information.

- 00 - Command processing ran as directed and expected. Some informational messages might have been written to the data set allocated to the DWWMSG ddname.
- 04 - A possible problem might have been encountered, but execution was allowed to continue. Investigate any warning messages that were written to the data set allocated to the DWWMSG ddname and re-execute the command if necessary.
- 12 - Severe errors were encountered and execution stopped. Error messages were written to the data set allocated to the DWWMSG ddname. Refer to the error messages, correct the error, and re-execute the command.

**System action:** Command processing completed (either normally or abnormally). The highest condition code that was encountered is set to  $cc$ . Refer to the appropriate explanation of the condition code that was issued for the status of completion.

**User response:** Refer to the appropriate explanation of the condition code that was issued.

---

**DWW1704S The end-of-file condition is detected before the end of a command.**

**Explanation:** The last character in the job control language (JCL) for this backout execution contains a continuation character.

**System action:** Batch backout processing stops.

**User response:** Complete the command or remove the continuation character, then rerun the backout job.

---

---

**DWW1705I** The following was entered as input on the parameter string:

**Explanation:** This messages displays the parameters in the backout parameter string.

**System action:** Processing continues.

**User response:** None.

---

**DWW1706S** The *cccc* command is specified more than once.

**Explanation:** A command *cccc* was coded more than once in a single job step.

**System action:** Batch backout processing stops.

**User response:** Check the requirements of the command, remove the redundant command, then rerun the backout job.

---

**DWW1707S** Batch Backout with RCDS(YES) is requested but no RCDS is allocated.

**Explanation:** RCDS(YES) is specified or defaulted in the BATCHBACK command but no DWWCONn DD statements are present in the JCL.

**System action:** Batch backout processing terminates.

**User response:** If the RCDSs that were allocated to CICS VR when the initial batch updates were made are available, add the names of the RCDSs to DWWCONn DD statements in the JCL, then rerun the batch backout job. If the RCDSs are not available, specify the RCDS(NO) keyword and add the name of the log stream that contains the appropriate before-image log records to the MVSLOG NAME(log stream name) command, then rerun the batch backout job.

---

**DWW1708S** Batch Backout for jobname *jjjj* is requested but no information for this jobname is found in the RCDS.

**Explanation:** RCDS(YES) is specified or defaulted in the BATCHBACK command. Therefore, CICS VR attempts to read the RCDSs for information about the specified job. However, CICS VR was unable to find any information for the specified job in the allocated RCDSs.

**System action:** Batch backout processing terminates.

**User response:** Verify that the jobname is spelled correctly and the RCDSs that were allocated to CICS VR when the initial batch updates were made are properly allocated to the DWWCONn DD statements in the batch backout job. If the appropriate RCDSs are not available, specify the RCDS(NO) keyword and enter the name of the log stream that contains the required before-image log records in the MVSLOG NAME(log stream name) command. Then, rerun the batch backout job.

---

**DWW1709S** Batch Backout for jobname *jjjj* and jobstep *ssss* is requested but no information for this step is found in the RCDS.

**Explanation:** RCDS(YES) is specified or defaulted in the BATCHBACK command and data about the specified jobname is found in the RCDS but no information about the specified jobstep is found.

**System action:** Batch backout processing terminates.

**User response:** Verify that the stepname is spelled correctly and the RCDSs that were allocated to CICS VR when the initial batch updates were made are properly allocated to the DWWCONn DD statements in the batch backout job. If the appropriate RCDSs are not available, specify the RCDS(NO) keyword and enter the name of the log stream that contains the required before-image log records in the MVSLOG NAME(log stream name) command. Then, rerun the batch backout job.

---

**DWW1710S** Batch Backout of the failed job step for job *jjjj* is requested. However, information in the RCDS indicates that the last step in the latest execution of the specified job did not fail.

**Explanation:** RCDS(YES) is specified or defaulted in the BATCHBACK command. Therefore, CICS VR attempts to read the RCDSs for information about the specified job. However, the information read from the RCDS indicates that the last step of the latest execution of the specified job did not fail.

**System action:** Batch backout processing terminates.

**User response:** Verify that the RCDSs that were allocated to CICS VR when the initial batch updates were made are properly allocated to the DWWCONn DD statements in the batch backout job. If the appropriate RCDSs are not available, or if you believe the RCDS information might be incorrect, specify the RCDS(NO) keyword and enter the name of the log stream that contains the required before-image log records in the MVSLOG NAME(log stream name) command. Then, rerun the batch backout job. NOTE: The FAILED keyword only backs out updates made by a batch job if the last step of the batch job failed. Use the STEP keyword to remove updates made by one or more steps regardless of whether the steps failed or not.

---

**DWW1711S** Batch Backout for several steps are requested but more than one mvslog was used for undo logging.

**Explanation:** Batch backout is requested for several job steps. However, the required before-image log records reside on more than one log stream. The CICS VR undo log stream definition might have been changed while the batch job was being processed. CICS



VR Batch Backout only supports one MVS log stream per batch backout job step.

**System action:** Batch backout processing terminates.

**User response:** Batch Backout is not possible. If needed do a Forward Recovery instead.

**DWW1712E** An I/O error occurred after an add request to the *dddd* data set. The key is key. VSAM return codes are R15=cc, FDBK=nn.

**Explanation:** An attempt to add a record to the data set *dddd* failed. cc is the return code in register 15, and nn is the value of the feedback field in the request parameter list (RPL).

**System action:** Batch backout processing terminates.

**User response:** For an explanation of the codes in this message, see *z/OS DFSMS Macro Instructions for Data Sets, chapter Record Management Return and Reason Codes*.

**DWW1713E** An I/O error occurred after a replace request to the *dddd* data set. The key is key. VSAM return codes are R15=cc, FDBK=nn.

**Explanation:** An attempt to replace a record to the data set *dddd* failed. cc is the return code in register 15, and nn is the value of the feedback field in the request parameter list (RPL).

**System action:** Batch backout processing terminates.

**User response:** For an explanation of the codes in this message, see *z/OS DFSMS Macro Instructions for Data Sets, chapter Record Management Return and Reason Codes*.

**DWW1714E** An I/O error occurred after a delete request to the *dddd* data set. The key is key. VSAM return codes are R15=cc, FDBK=nn.

**Explanation:** An attempt to delete a record to the data set *dddd* failed. cc is the return code in register 15, and nn is the value of the feedback field in the request parameter list (RPL).

**System action:** Batch backout processing terminates.

**User response:** For an explanation of the codes in this message, see *z/OS DFSMS Macro Instructions for Data Sets, chapter Record Management Return and Reason Codes*.

**DWW1715S** Batch backout of an add on an ESDS is requested but no ESDS delete exit is defined. The data set name is *dddd*.

**Explanation:** Batch Backout is attempting to back out (delete) a record that was previously added to ESDS *dddd*. However, CICS VR batch backout processing cannot physically delete a record from an ESDS. An

ESDS delete exit must be provided and specified in the batch backout job to process deletion of ESDS records.

**System action:** Batch backout processing terminates.

**User response:** Supply a correct ESDS exit, using the DEFEXIT command, then rerun the batch backout job.

**DWW1716S** Batch Backout of an add on an ESDS is requested and the ESDS delete exit provided told Batch Backout to stop. The data set name is *dddd*.

**Explanation:** Batch Backout encountered a log record that corresponds to a previous record ADD to an ESDS. Therefore, control was passed to the user-specified ESDS delete exit. The ESDS delete exit returned control back to CICS VR indicating that CICS VR should terminate batch backout processing.

**System action:** Batch backout processing terminates.

**User response:** None.

**DWW1717S** Batch Backout of the failed job step for job *jjjj* is requested. However, information read from the log stream indicates that the last step in the latest execution of the specified job did not fail.

**Explanation:** During batch backout processing, CICS VR attempted to back out the updates made by the failed last job step of the latest run of the batch job *jjjj*. However, information read on the log stream indicates that the last job step for the latest run of the specified job did not fail.

**System action:** Batch backout processing terminates.

**User response:** To force CICS VR batch backout processing of updates made by a specific batch job step (and subsequent steps) of the specified job, replace the FAILED keyword with the STEP(stepname) keyword, where stepname is the name of the step that you believe failed. Then, rerun the batch backout job.

**DWW1718S** The exit load module *xxxx* cannot be found.

**Explanation:** Batch backout could not load the exit program.

**System action:** Batch backout processing terminates.

**User response:** Ensure that the module name is correct and that the load module library is correctly specified, then rerun the batch backout job.



---

**DWW1719S** The required command *cccc* is missing.

**Explanation:** The *cccc* command is missing.

**System action:** Batch backout processing terminates.

**User response:** Add the missing command, then rerun the batch backout job.

---

**DWW1720S** The name of the original data set *dddd* plus the dsnextension *.xxxx* exceeds the maximum allowable length for a dataset name.

**Explanation:** The DSNEXTENSION keyword is specified but the name of the original dataset plus the length of the suffix exceeds the maximum allowed length of 44 characters for a data set name.

**System action:** Batch backout processing terminates.

**User response:** Remove the DSNEXTENSION keyword or correct the value in the keyword, then rerun the batch backout job.

---

**DWW1721I** Batch Backout for jobname *jobname* and jobid *jobid* is requested but no information for this jobname with this jobid is found in the RCDS.

**Explanation:** The jobname *jobname* and jobid *jobid* is requested but no information for this jobname with this jobid is found in the RCDS.

**System action:** The backout stops.

**User response:** Check that the *jobname* and *jobid* are spelled correctly.

---

**DWW1722I** No records were backed out from sphere *dddd*.

**Explanation:** No updates were applied to VSAM sphere *dddd* because no before-images are found on the log.

**System action:** CICS VR continues with the backout run.

**User response:** Check that the VSAM sphere is correctly spelled and that the sphere is defined with undo logging specified.

---

**DWW1723W** The attempt to unbind the VSAM RLS locks for VSAM sphere *dddd* LOG(IIII) was not successful. The return code is cc, and the reason code is cc. The error data is cc.

**Explanation:** No updates were applied to VSAM sphere *dddd* because no before-images are found on the log. CICS VR did not unbind the VSAM RLS locks for VSAM sphere *dddd*, with the LOG attribute value *IIII*. The RLS/SYSVSAM might not be available.

**System action:** CICS VR stops.

**User response:** For an explanation of the codes in this message, see z/OS DFSMSdfp Diagnosis Reference. Look at the codes and correct any errors. If you are unable to correct the error, contact your local IBM Support Center.

---

**DWW1724W** The attempt to bind the VSAM RLS locks for VSAM sphere *dddd* LOG(IIII) was not successful. The return code is cc, and the reason code is cc. The error data is cc.

**Explanation:** CICS VR did not bind the VSAM RLS locks for VSAM sphere *dddd*, with the LOG attribute value *IIII*. The RLS/SYSVSAM might not be available.

**System action:** CICS VR stops.

**User response:** For an explanation of the codes in this message, see z/OS DFSMSdfp Diagnosis Reference. Look at the codes and correct any errors. If you are unable to correct the error, contact your local IBM Support Center.

---

**DWW1727S** The undo log stream *IIII* is empty.

**Explanation:** The undo log stream *IIII* CICS VR attempted to read to perform the specified batch backout processing is empty. No log records have been applied.

**System action:** Batch backout processing terminates.

**User response:** If you specified the name of the undo log stream in the MVSLOG NAME(log stream name) command, verify that the specified log stream name is correct. If you specified the RCDS(YES) keyword (default if the RCDS keyword is omitted), verify that the RCDSs allocated to the batch backout job are the same RCDSs that were allocated to CICS VR when the batch job that you are trying to back out was originally run.

---

**DWW1728W** Expected UNDO END log record not found on log stream *IIII* for job step *stepname*.

**Explanation:** At the completion of undo logging for a job step, CICS VR writes an UNDO END log record to the undo log stream indicating whether the job step completed successfully or abended. However, CICS VR did not find an UNDO END log record on log stream *IIII* for job step *stepname*.

An UNDO END log record might not have been written if undo logging failed during execution of the specified job step.

**System action:** Batch backout processing continues.

**User response:** If you ran CICS VR batch backout to remove updates made by a batch job step that

encountered an undo logging error:

- If the CICS VR\_UNDOLOG\_CONTROL parameter was set to ENABLE SYNC during execution of the specified batch job, any logging error would have caused CICS VR to cancel the batch job. Also, the updates would have been synchronized to ensure consistency between the actual VSAM updates and the updates recorded on the log stream. Therefore, as long as no other steps or applications made updates to the data sets after the specified batch job step was canceled, CICS VR batch backout processing should have placed the VSAM spheres back to the state that they existed prior to execution of the specified batch job or batch job step. No further action is required.
- If the CICS VR\_UNDOLOG\_CONTROL parameter was not set to ENABLE SYNC during execution of the specified batch job, updates might have been made to VSAM spheres by the specified job step after the logging error occurred that are not reflected on the undo log stream. Therefore, batch backout processing might not have placed the VSAM spheres back to the exact state that they existed prior to execution of the specified batch job or batch job step. Examine the VSAM data sets for accuracy prior to performing any further updates against them.

If you did not run CICS VR batch backout to remove updates made by a batch job step that encountered an undo logging error, the undo log stream might be corrupted and required log records might no longer appear on the log stream. Examine the VSAM data sets for accuracy prior to performing any further updates against them.

---

**DWW1729I The VSAM sphere *dddd* is specified more than once.**

**Explanation:** The VSAM sphere *dddd* is specified more than once on the SPHERENAME keyword of the BATCHBACK command.

**System action:** The backout stops.

**User response:** Remove all extraneous occurrences of VSAM sphere *dddd* from the SPHERENAME keyword of the BATCHBACK command. The name of each VSAM sphere to be backed out must only be specified once.

---

**DWW1731W Unexpected result from calling one of the VSAM RLS interfaces for VSAM sphere *dddd*. The return code is *aa*, and the reason code is *bb*. The error data is *cc*.**

**Explanation:** A call to one of the VSAM RLS interfaces failed for VSAM sphere *dddd*. There could be a problem with DFSMS/MVS.

**System action:** Processing continues.

**User response:** For an explanation of the codes from SMSVSAM in this message, see *z/OS DFSMSdfp*

*Diagnosis Reference, VSAM Record-Level Sharing Return and Reason Codes, Return Codes from SMSVSAM.* The error data contains information, that can be used to explain the return and reason code in detail.

---

**DWW1732W Unexpected result attempting to use the VSAM IGWARLS facility for VSAM sphere *dddd*. The VSAM IGWARLS load module was not available.**

**Explanation:** The DFSMS/MVS IGWARLS service is not available.

**System action:** CICS VR continues to process the data set.

**User response:** None.

---

**DWW1733W Unexpected result from the VSAM IGWARLS facility for VSAM sphere *dddd*. The return code is *aa*, and the reason code is *bb*. The problem determination data is *X'cc'*.**

**Explanation:** A call to the DFSMS/MVS VSAM macro IGWARLS failed.

**System action:** CICS VR continues to process the data set.

**User response:** For an explanation of the codes in this message, see *z/OS V2R3.0 DFSMSdfp Advanced Services, chapter 9: Using DFSMSdfp(TM) Callable Services, section 9.6: Call for Record-Level Sharing Query, paragraph 9.6.3: Return Codes.* The problem determination data provides additional explanation.

---

**DWW1734S Open of data set *dddd* failed. VSAM return codes are *R15=cc*, *FDBK=nn*.**

**Explanation:** An attempt to open data set *dddd* failed. *cc* is the return code in register 15 and *nn* is the value of the feedback field in the Access Method Control Block (ACB).

**System action:** Batch backout processing stops.

**User response:** For an explanation of the codes in this message, see *z/OS DFSMS Macro Instructions for Data Sets* for macro OPEN. Look at the codes and correct any errors, then resubmit the batch backout job. If you are unable to correct the error, contact your local IBM Support Center.

---

**DWW1735S Close of data set *dddd* failed. VSAM return codes are *R15=cc*, *FDBK=nn*.**

**Explanation:** An attempt to close data set *dddd* failed. *cc* is the return code in register 15 and *nn* is the value of the feedback field in the Access Method Control Block (ACB).

**System action:** Batch backout processing stops.

**User response:** For an explanation of the codes in this message, see *z/OS DFSMS Macro Instructions for Data Sets* for macro CLOSE. Look at the codes and correct any errors, then resubmit the batch backout job. If you are unable to correct the error, contact your local IBM Support Center.

---

**DWW1736W** The requested batch backout for the specified job includes backing out updates made to VSAM sphere *dddd*. However, this sphere might have been updated after the specified job completed.

**Explanation:** CICS VR has been requested to back out updates made by the specified job. This job includes updates to VSAM sphere *dddd*. However, the timestamp of the latest access to this sphere taken from the catalog is later than the timestamp recorded in the undo log stream for the latest updates made by the specified job. Therefore, updates might have been made to the VSAM sphere after the specified batch job completed and these updates will not be backed out.

**System action:** CICS VR continues to process the data set.

**User response:** Verify that the data set was not updated after completion of the batch job that CICS VR has just backed out. Updates made after the specified batch job completed have not been included in this CICS VR batch backout run. Therefore, the sphere might now be in an inconsistent state if the data set was updated after completion of the specified batch job and prior to execution of this batch backout run.

---

**DWW1737S** The VSAM data set *dddd* to be backed out is not found in the VSAM catalog.

**Explanation:** CICS VR has been requested to back out updates made by the specified batch job. Some of the updates to back out have been made to VSAM data set *dddd*. However, an entry for this data set has not been found in the VSAM catalog.

**System action:** Batch backout processing stops.

**User response:** If the specified VSAM data set no longer exists, batch backout of the specified job is not possible. Restore the affected data sets from their latest backups and either rerun all relevant transactions or perform forward recovery. If you specified the DSNEXTENSION keyword, verify that a VSAM data set with the original VSAM base cluster name and the entered extension appended exists.

---

**DWW1738S** The VSAM data set *dddd* to be backed out is not a VSAM data set.

**Explanation:** CICS VR has been requested to back out updates made by the specified batch job. Some of the updates to back out have been made to VSAM data set *dddd*. However, information about this data set taken

from the catalog indicates that it is not a VSAM data set. CICS VR can only perform batch backout for a VSAM data set.

**System action:** Batch backout processing stops.

**User response:** If the specified VSAM data set no longer exists, batch backout of the specified job is not possible. Restore the affected data sets from their latest backups and either rerun all relevant transactions or perform forward recovery. If you specified the DSNEXTENSION keyword, verify that a VSAM data set with the original VSAM base cluster name and the entered extension appended exists.

---

**DWW1739S** The VSAM data set *dddd* to be backed out is not a base cluster.

**Explanation:** CICS VR has been requested to back out updates made by the specified batch job. Some of the updates to back out have been made to VSAM data set *dddd*. However, information about this data set taken from the catalog indicates that it is not a VSAM base cluster. CICS VR can only perform batch backout for a VSAM base cluster.

**System action:** Batch backout processing stops.

**User response:** If the specified VSAM data set no longer exists, batch backout of the specified job is not possible. Restore the affected data sets from their latest backups and either rerun all relevant transactions or perform forward recovery. If you specified the DSNEXTENSION keyword, verify that a VSAM data set with the original VSAM base cluster name and the entered extension appended exists.

---

**DWW1740E** Dynamic allocation of data set *dddd* failed. The SVC 99 return code is *cccc*. The SVC 99 error reason code is *eeee*. The SVC 99 information reason code is *nnnn*.

**Explanation:** Before opening VSAM sphere *dddd*, CICS VR issued the MVS macro DYNALLOC to dynamically allocate the data set. Allocation failed with the return code and reason code shown.

**System action:** Batch backout processing stops.

**User response:** For an explanation of the SVC 99 return and reason codes, see return and reason codes for macro DYNALLOC in *z/OS V1R4.0 MVS Auth Assembler Services Reference*. Look at the codes and correct any errors, then resubmit the batch backout job. If you are unable to correct the error, contact your local IBM Support Center.

---

**DWW1741E** Generation of ACB for data set *dddd* failed. VSAM return codes are R15=*cccc*, R0=*ssss*.

**Explanation:** Before opening VSAM sphere *dddd*, CICS VR issued the VSAM macro GENCB ACB to build the

Access Method Control Block (ACB). Generation failed with the return code and reason code shown.

**System action:** Batch backout processing stops.

**User response:** For an explanation of the codes in this message, see *z/OS DFSMS Macro Instructions for Data Sets* for macro GENCB ACB. Look at the codes and correct any errors, then resubmit the batch backout job. If you are unable to correct the error, contact your local IBM Support Center.

---

**DWW1742E** Generation of RPL for data set *dddd* failed. VSAM return codes are R15=cccc, R0=ssss.

**Explanation:** Before applying updates to VSAM sphere *dddd*, CICS VR issued the VSAM macro GENCB RPL to build the Request Parameter List (RPL). Generation failed with the return code and reason code shown.

**System action:** Batch backout processing stops.

**User response:** For an explanation of the codes in this message, see *z/OS DFSMS Macro Instructions for Data Sets* for macro GENCB RPL. Look at the codes and correct any errors, then resubmit the batch backout job. If you are unable to correct the error, contact your local IBM Support Center.

---

**DWW1743E** SHOWCB ACB for data set *dddd* failed. VSAM return codes are R15=cccc, R0=ssss.

**Explanation:** If open of data set *dddd* finished with a return code greater than 0, CICS VR issues the VSAM macro SHOWCB ACB to get the contents of the Access Method Control Block (ACB). SHOWCB ACB failed with the return code and reason code shown.

**System action:** Batch backout processing stops.

**User response:** For an explanation of the codes in this message, see *z/OS DFSMS Macro Instructions for Data Sets* for macro SHOWCB ACB. Look at the codes and correct any errors, then resubmit the batch backout job. If you are unable to correct the error, contact your local IBM Support Center.

---

**DWW1744S** An error occurred when reading the VSAM catalog entry for VSAM data set *dddd*. Return code is cccc.

**Explanation:** CICS VR has been requested to back out updates made by the specified batch job. Some of the updates to back out have been made to VSAM data set *dddd*. However, an error with return code cccc occurred while issuing the SHOWCAT macro or an SVC 26 to retrieve information about the data set from the catalog.

**System action:** Batch backout processing stops.

**User response:** For an explanation of return code cccc, refer the SHOWCAT return codes listed in *z/OS DFSMS Macro Instructions for Data Sets*. Correct any errors, then rerun the batch backout job.

---

**DWW1745S** The VSAM data set *dddd* to be backed out is in error. Key length taken from the VSAM catalog is length1, key length taken from the undo log is length2.

**Explanation:** CICS VR has been requested to back out updates made by the specified batch job. Some of the updates to back out have been made to VSAM data set *dddd*. However, there is a discrepancy of the key length for this data set. The key length of the data set according to the catalog entry is length1, and the key length that was recorded in the before-image log record is length2. This VSAM data set might have been redefined or altered in some way after the batch job specified for batch backout processing completed.

**System action:** Batch backout processing stops.

**User response:** CICS VR can only back out updates made to a VSAM sphere that contains the same attributes of the VSAM sphere that were recorded when the original updates were made. If the specified VSAM data set with the key length recorded in the before-image log record no longer exists, batch backout of the specified job is not possible. Restore the affected data sets from their latest backups and either rerun all relevant transactions or perform forward recovery. If you specified the DSNEXTENSION keyword, verify that a VSAM data set with the original VSAM base cluster name and the entered extension appended exists. The attributes of the VSAM data set must be identical to the original VSAM data set.

---

**DWW1746S** The VSAM data set *dddd* to be backed out is in error. Relative key position taken from the VSAM catalog is key1, relative key position taken from the undo log is key2.

**Explanation:** CICS VR has been requested to back out updates made by the specified batch job. Some of the updates to back out have been made to VSAM data set *dddd*. However, there is a discrepancy of the relative key position for this data set. The relative key position (RKP) of the data set according to the catalog entry is key1, and the RKP that was recorded in the before-image log record is key2. This VSAM data set might have been redefined or altered in some way after the batch job specified for batch backout processing completed.

**System action:** Batch backout processing stops.

**User response:** CICS VR can only back out updates made to a VSAM sphere that contains the same attributes of the VSAM sphere that were recorded when the original updates were made. If the specified VSAM data set with the RKP recorded in the



before-image log record no longer exists, batch backout of the specified job is not possible. Restore the affected data sets from their latest backups and either rerun all relevant transactions or perform forward recovery. If you specified the DSNEXTENSION keyword, verify that a VSAM data set with the original VSAM base cluster name and the entered extension appended exists. The attributes of the VSAM data set must be identical to the original VSAM data set.

---

**DWW1747S** The VSAM data set *dddd* to be backed out is in error. Data set type taken from the VSAM catalog is *datasettype1*, data set type taken from the undo log is *datasettype2*.

**Explanation:** CICS VR has been requested to back out updates made by the specified batch job. Some of the updates to back out have been made to VSAM data set *dddd*. However, there is a discrepancy of the data set type for this data set. The data set type of the data set according to the catalog entry is *datasettype1*, and the data set type that was recorded in the before-image log record is *datasettype2*. This VSAM data set might have been redefined or altered in some way after the batch job specified for batch backout processing completed.

**System action:** Batch backout processing stops.

**User response:** CICS VR can only back out updates made to a VSAM sphere that contains the same attributes of the VSAM sphere that were recorded when the original updates were made. If the specified VSAM data set with the data set type recorded in the before-image log record no longer exists, batch backout of the specified job is not possible. Restore the affected data sets from their latest backups and either rerun all relevant transactions or perform forward recovery. If you specified the DSNEXTENSION keyword, verify that a VSAM data set with the original VSAM base cluster name and the entered extension appended exists. The attributes of the VSAM data set must be identical to the original VSAM data set.

---

**DWW1750S** An unacceptable error condition was encountered when attempting to read a block from log stream *llll*. The return code is: *aa*. The reason code is: *bb*. The answer area contains: *cc*.

**Explanation:** An error was encountered when CICS VR attempted to read a block from log stream *llll* by issuing the IXGBRWSE service.

**System action:** Batch backout processing terminates.

**User response:** Refer to the action listed for the reported IXGBRWSE return and reason code in the *z/OS Assembler Services Reference IAR-XCT*. Rerun the batch backout job if necessary.

---

**DWW1751W** No relevant before-image log records have been found on log stream *llll* between *yy.ddd hh:mm:ss* GMT and *yy.ddd hh:mm:ss* GMT.

**Explanation:** CICS VR did not find any before-image log records on the log stream for the requested batch backout processing. No log records were applied. Please note that CICS VR batch backout processing reads log blocks from youngest to oldest.

**System action:** Batch backout processing terminates.

**User response:** Verify that you have specified the correct job name and the optional step name (if specified) in the batch backout job. If the RCDS(NO) keyword was specified, verify that the correct log stream name that contains the relevant before-image log records was specified in the MVSLOG NAME(log stream name) command.

---

**DWW1752I** One or more log records were applied during batch backout processing that ended with the previously reported error. The timestamp of the first block applied is *yy.ddd hh:mm:ss* GMT. The timestamp of the last block applied is *yy.ddd hh:mm:ss* GMT.

**Explanation:** CICS VR applied before-image log records from one or more log blocks before encountering the error reported in the previous CICS VR error message. Please note that CICS VR batch backout processing reads log blocks from youngest to oldest.

**System action:** Batch backout processing terminates.

**User response:** Refer and resolve the error in the previously reported CICS VR error message, then rerun the batch backout job.

---

**DWW1753I** No log records were applied during batch backout processing that ended with the previously reported error.

**Explanation:** CICS VR did not apply any before-image log records before encountering the error reported in the previous CICS VR error message.

**System action:** Batch backout processing terminates.

**User response:** Refer and resolve the error in the previously reported CICS VR error message, then rerun the batch backout job.

---

**DWW1754S** Batch backout processing did not find any before-image log records on log stream *llll* for the specified step. The timestamp of the first block read is *yy.ddd hh:mm:ss* GMT. The timestamp of the last block read is *yy.ddd hh:mm:ss* GMT.



**Explanation:** CICS VR encountered the first before-image log record for the specified job without finding the first before-image log record for the specified step. Please note that CICS VR batch backout processing reads log blocks from youngest to oldest.

**System action:** Batch backout processing terminates.

**User response:** Verify that the step name you specified in the STEP keyword is correct. This message is also accompanied with either message DWW1752I or DWW1753I indicating if log records were applied. If the specified step name was incorrect, and if no log records were applied (message DWW1753 issued), correct the step name and rerun the batch backout job. If the specified step name was incorrect, and one or more log records were applied (message DWW1752 issued), step batch backout is no longer possible. Create and submit a batch backout job to back out all updates made by the specified job (do not specify the STEP keyword). Then, fix the problem that caused the batch job to abend and rerun the batch job. If the specified step name was correct, contact IBM support.

---

**DWW1755S** Required log blocks not found on log stream *llll*. CICS VR batch backout requires log blocks that contain log records between *yy.ddd hh:mm:ss* GMT and *yy.ddd hh:mm:ss* GMT to perform the specified batch backout processing.

**Explanation:** CICS VR could not find the log blocks on log stream *llll* necessary to perform the requested batch backout processing using information stored in the RCDS. The necessary log blocks might have been deleted prior to batch backout processing. No before-image log records were applied. Please note that CICS VR batch backout processing reads log blocks from youngest to oldest.

**System action:** Batch backout processing terminates.

**User response:** Examine the log stream to determine if the required log blocks have been deleted or marked for deletion. If the required log blocks have been deleted, batch backout processing is no longer possible. Restore the affected VSAM spheres from their latest backups, then reapply or forward recover all updates made to the VSAM spheres since the backups were created.

---

**DWW1756S** CICS VR batch backout completed before finding all expected log records on log stream *llll*. The timestamp of the first block read is *yy.ddd hh:mm:ss* GMT. The timestamp of the last block read is *yy.ddd hh:mm:ss* GMT.

**Explanation:** CICS VR reached the end of log stream *llll* before finding all expected log records for the requested batch backout processing. The missing log blocks might have been deleted (manually or due to a set retention period). Please note that CICS VR batch

backout processing reads log blocks from youngest to oldest.

**System action:** Batch backout processing terminates.

**User response:** Examine the log stream and the retention period setting for the log stream to determine if the required log blocks have been deleted or marked for deletion. This message is also accompanied with either message DWW1752I or DWW1753I indicating if log records were applied. If the required log blocks have been deleted, batch backout processing is no longer possible. Restore the affected VSAM spheres from their latest backups, then reapply or forward recover all updates made to the VSAM spheres since the backups were created.

---

**DWW1757S** CICS VR batch backout reached end-of-data on log stream *llll* before finding all expected log records. The timestamp of the first block read is *yy.ddd hh:mm:ss* GMT. The timestamp of the last block read is *yy.ddd hh:mm:ss* GMT. The timestamp of the last expected log record is *yy.ddd hh:mm:ss* GMT.

**Explanation:** CICS VR reached the end of log stream *llll* before finding all expected log records for the requested batch backout processing using information in the RCDS. The missing log blocks might have been deleted (manually or due to a set retention period). Please note that CICS VR batch backout processing reads log blocks from youngest to oldest.

**System action:** Batch backout processing terminates.

**User response:** Examine the log stream and the retention period setting for the log stream to determine if the required log blocks have been deleted or marked for deletion. This message is also accompanied with either message DWW1752I or DWW1753I indicating if log records were applied. If the required log blocks have been deleted, batch backout processing is no longer possible. Restore the affected VSAM spheres from their latest backups, then reapply or forward recover all updates made to the VSAM spheres since the backups were created.

---

**DWW1758S** CICS VR batch backout reached the expected stop time without finding all relevant log records on log stream *llll* for the specified batch backout processing. The timestamp of the first block read is *yy.ddd hh:mm:ss* GMT. The timestamp of the last block read is *yy.ddd hh:mm:ss* GMT. The timestamp of the last expected log record is *yy.ddd hh:mm:ss* GMT.

**Explanation:** CICS VR passed the expected stop time on the log stream using information from the RCDS for the specified batch backout processing without finding

all expected before-image log records. The log stream or RCDS might have been corrupted making the specified batch backout processing impossible. Please note that CICS VR batch backout processing reads log blocks from youngest to oldest.

**System action:** Batch backout processing terminates.

**User response:** This message is also accompanied with either message DWW1752I or DWW1753I indicating if log records were applied. Restore the affected VSAM spheres from their latest backups, then reapply or forward recover all updates made to the VSAM spheres since the backups were created.

---

**DWW1801I RCDS Delete is started at** *yy/mm/dd*  
*hh:mm:ss*

**Explanation:** Processing started at the date and time indicated.

**System action:** Processing continues.

**User response:** None.

---

**DWW1802I RCDS Delete is terminated. The number of deleted entries are** *cccc*

**Explanation:** Processing stopped. *cccc* is the number of deleted entries.

**System action:** The RCDS Delete utility completed processing.

**User response:** None.

---

**DWW1811I The Journal Print utility is started at** *yyyy/mm/dd hh:mm:ss*.

**Explanation:** The Journal Print utility processing is started at the date and time indicated.

**System action:** Processing continues.

**User response:** None.

---

**DWW1812I The Journal Print utility is terminated. The maximum condition code is** *cc*.

**Explanation:** Processing has stopped. The condition code shows how the Journal Print utility terminated:

00	The Journal Print utility ran as directed and expected. Some information messages might be issued.
04	A possible problem was met but execution could continue. Investigate the warning messages that are issued.
08	An attempt was made to continue after an error occurred in Journal Print utility processing. The Journal Print utility run could fail at a later point in its execution. Investigate the messages that are issued.

12	Severe errors were found and execution stops. Error messages are issued. Correct the error and rerun the Journal Print utility batch job.
----	---

All issued messages precede this completion message.

**System action:** The highest condition code that is met is set to *cc*.

**User response:** Examine preceding messages and respond as required.

---

**DWW1813I Command processing is completed. The maximum condition code is** *cc*.

**Explanation:** Command processing is completed. The condition code shows how command processing completed:

00	The command processing ran as directed and expected. Some information messages might be issued.
12	Severe errors were found and execution has been stopped. Error messages are issued. Correct the error and rerun the Journal Print utility.

**System action:** The highest condition code that is met is set to *cc*.

**User response:** Examine preceding messages and respond as required.

---

**DWW1814S The end-of-file is found before the end of a command.**

**Explanation:** The last command in the job control language (JCL) for this Journal Print utility run contains a continuation character.

**System action:** Journal Print utility processing stops.

**User response:** A user response is required.

---

**DWW1815S The *cccc* command is specified more than once.**

**Explanation:** The *cccc* command was coded more than once.

**System action:** Journal Print utility processing stops.

**User response:** A user response is required.

---

**DWW1816S The required command *cccc* is missing.**

**Explanation:** The *cccc* command is missing.

**System action:** Journal Print utility processing stops.

**User response:** A user response is required.

---

**DWW1817S** The ddname *DWWCOPY1*, which is required for this utility, is not present in the JCL.

**Explanation:** The COPY keyword was specified in the Journal Print utility command. However, the name of an input MVS log copy Journal Print utility data set was not specified in the *DWWCOPY1* DD statement in the Journal Print utility batch job JCL.

**System action:** Journal Print utility processing terminates with a return code of 12.

**User response:** Specify an input MVS log copy Journal Print utility data set in the *DWWCOPY1* DD statement of the Journal Print utility batch job JCL.

---

**DWW2500W** An attempt to obtain data set properties for a data set *dsname* failed. The completion code is *cc*. The diagnostic return code is *rc*. The diagnostic reason code is *rsnc*. The diagnostic problem code is *probc*.

**Explanation:** CICS VR has detected an error while attempting to obtain the data set properties. In the message text:

*dsname* The data set name.  
*cc* The completion code.  
*rc* The system service return code.  
*rsnc* The system service reason code.  
*probc* The system service problem code.

A list of possible completion codes:

**BNOTFND**  
The data set is not found in the catalog.

**BNOTVSAM**  
The data set is not a VSAM data set.

**BNOTCLUS**  
The data set is not a cluster.

**SHWBERR**  
SHOWCAT failed for the base cluster.

**CTGBERR**  
CATALOG failed for the base cluster.

**CTGBDERR**  
CATALOG failed for a data component of the base cluster.

**CTGBIERR**  
CATALOG failed for an index component of the base cluster.

**CTGXPERR**  
CATALOG failed for a path of the base cluster.

**SHWBXERR**  
SHOWCAT failed for an alternative index of the base cluster.

**CTGBXERR**  
CATALOG failed for an alternative index of the base cluster.

**CTGXDERR**  
CATALOG failed for a data component of the alternative index.

**CTGXIERR**  
CATALOG failed for an index component of the alternative index.

**CTGXPERR**  
CATALOG failed for a path of the alternative index.

**System action:** The system continues processing.

**User response:** Examine diagnostic data of the failed system service and respond as required. For an explanation of the system service diagnostic data, see *z/OS DFSMS Macro Instructions for Data Sets*.

---

**DWW3000I** CICS VR server address space is initialized at *yy/mm/dd hh:mm:ss*.

**Explanation:** The CICS VR server address space is initialized at the date and time indicated.

**System action:** Processing continues.

**User response:** None.

---

**DWW3002S** Initialization of the CICS VR server address space is terminated at *yy/mm/dd hh:mm:ss*.

**Explanation:** Initialization of the CICS VR server address space is terminated at the date and time indicated.

**System action:** The CICS VR server address space initialization terminates.

**Operator response:** Examine preceding messages and respond as required.

---

**DWW3500I** The CICS VR server address space maintenance message has been written to the operator console *yy/mm/dd hh:mm:ss operator console message*.

**Explanation:** The CICS VR server address space issued the message *operator console message* to the operator console at *yy/mm/dd hh:mm:ss*. For tracing purposes, message DWW3500I is written so a record of the previously written *operator console message* can be found in the data set allocated to the DWWMSG ddname. Refer to the description of the message listed in operator console message for further information (if required).

In the message text:

*operator console message*

The text of the operator console message that was written to the operator console at the specified date and time.

**System action:** None

**Operator response:** Refer to the description of the listed operator console message for further information (if required).

#### **DWW8000W VSAM sphere not found in the RCDS: *dddd*.**

**Explanation:** VSAM sphere *dddd* was found in the data set list, but the sphere is not registered to CICS VR. CICS VR does not contain any recovery information about this VSAM sphere. Therefore, a recovery job cannot be created for the sphere.

**System action:** No recovery job can be created for VSAM sphere *dddd*.

**User response:** Verify that the name of the VSAM sphere is correct, and that it is the name of the base cluster.

If you entered the name of a data set on the Data Set Name field of the CICS VR VSAM sphere list include secondary window, verify that the name of the VSAM sphere *dddd* is capitalized and that it begins in the first column of the record of the entered data set.

If the name of the VSAM sphere is correct, find out why this VSAM sphere is not registered to CICS VR. VSAM spheres are registered to CICS VR during the following activities:

- LOGOFLOGS SCAN (CICS TS)
- CICS VR batch logging
- Archiving of a CICS journal (CICS/ESA V4R1)
- Notification of a logical backup created for a VSAM data set

For more information about how to register VSAM spheres, see *CICS VR Implementation Guide and Reference*.

#### **DWW8001I Duplicate VSAM sphere name *dddd* encountered.**

**Explanation:** The name of VSAM sphere *dddd* appears more than once in the data set list.

**System action:** This VSAM sphere appears only once on the CICS VR VSAM sphere list.

**User response:** Remove the duplicate VSAM sphere name record from the data set list.

#### **DWW8002W The most recent logical backup for VSAM sphere *dddd* is not in GMT format. The time format for this VSAM sphere is changed to local time.**

**Explanation:** You specified logical as the backup type and GMT as the time format on the CICS VR VSAM sphere default parameters secondary window. The most recent logical backup for VSAM sphere *dddd* is in local time.

**System action:** The time format for VSAM sphere *dddd* is changed to local.

**User response:** Verify that the produced recovery job is correct for the VSAM sphere before executing it.

#### **DWW8003W The concatenation of the VSAM sphere name *dddd1* and the entered extension *dddd2* exceeded 44 characters.**

**Explanation:** You entered a 1-8 character data set name extension on the CICS VR VSAM sphere default parameters secondary window. However, the concatenation of the extension *dddd2* with VSAM sphere *dddd1* resulted in a data set name that exceeded 44 characters.

**System action:** No recovery job will be produced for this VSAM sphere.

**User response:** Perform one of the following tasks:

- Create a separate recovery job for the VSAM sphere, without specifying default parameters, and enter a new data set name.
- Recreate the recovery job, specifying default parameters, and enter either a smaller extension or none at all.

#### **DWW8004W A logical backup could not be found for VSAM sphere *dddd*.**

**Explanation:** You specified logical as the backup type from the CICS VR VSAM sphere default parameters secondary window. However, a logical backup for the VSAM sphere *dddd* is not known to CICS VR. A logical backup is known to CICS VR if it has either been previously registered in the CICS VR RCDS through notification or an entry for the backup exists in DFSMSshm's inventory.

**System action:** No recovery job will be produced for this VSAM sphere.

**User response:** If a DFSMSshm logical backup exists for the sphere, verify that DFSMSshm is active.

If a DFSMSdss logical copy exists for the sphere, verify that the copy job included the CICS VRBACKUP and RENAMEU(\*\*,CICS VR.\*\*) keywords, and that the CICS VR server address space was active at the time the copy job was executed.

If a DFSMSdss logical dump exists for the sphere,



verify that the dump job included the CICS VRBACKUP keyword and that the CICS VR server address space was active at the time the dump job was executed.

If another logical backup not previously mentioned exists for the sphere, verify that it has been registered to CICS VR through the file copy notification service.

If a backup exists for the VSAM sphere but CICS VR does not have information about it, manually restore the backup. Then create a recovery job for the sphere, using the CICS VR panel interface, without specifying default parameters. Select none as the backup type. Enter the date and time of the original backup as the forward recovery start time.

See *CICS VR Implementation Guide and Reference* for more information about backing up your VSAM spheres.

---

**DWW8005W The entered stop time *yydddhmmss* is earlier than the start time *yydddhmmss* for VSAM sphere *dddd*.**

**Explanation:** On the CICS VR VSAM sphere default parameters secondary window, you specified logical as the backup type and entered a forward recovery stop time. CICS VR sets the forward recovery start time for each VSAM sphere to the time of each sphere's most recent logical backup. For VSAM sphere *dddd*, the specified stop time is earlier than the time of the sphere's most recent logical backup.

**System action:** No recovery job will be produced for this VSAM sphere.

**User response:** Perform one of the following tasks:

1. Create a separate recovery job for the VSAM sphere, without specifying default parameters. This allows you to view the time of the most recent logical backup that exists for the VSAM sphere. Ensure that the specified forward recovery stop time is later than the time of the specified backup.
2. Recreate the recovery job, specifying default parameters. Specify either a later forward recovery stop time or none at all. If the field is left blank, the time of the recovery job creation is used as the stop time.

---

**DWW8006W A problem is found with a log for VSAM sphere *dddd*.**

**Explanation:** Errors or warnings were reported during the archive of a log that is needed for the recovery of VSAM sphere *dddd*.

**System action:** If this message occurred during the construction of a recovery job using the CICS VR panels, no job is generated for the VSAM sphere.

If this message occurred during a batch archive, no recovery report is produced for the VSAM sphere.

**User response:** If this message occurred during the construction of a recovery job using the CICS VR panels, check the messages that were issued during the archive runs for the logs associated with this VSAM sphere.

If this message occurred during a batch archive, check the messages that were issued during this, or previous, archive runs for the logs associated with this VSAM sphere.

---

**DWW8007W Unresolved ddname *dddd1* for VSAM sphere *dddd2*.**

**Explanation:** An unresolved data definition name (ddname), *dddd1*, is found on one of the logs needed for the recovery of VSAM sphere *dddd2*. This indicates activity by a VSAM sphere between the recovery start and stop times. CICS VR cannot determine which VSAM sphere was active. If the VSAM sphere *dddd2* has this ddname, the recovery job is incorrect. The ddname might be for a VSAM sphere that is not being recovered. If this is the case, and there are no other problems, the recovery job is correct.

**System action:** A recovery job is built, unless there are other reported errors preventing the job build.

**User response:** Verify that the unresolved ddname is not the ddname of the VSAM sphere for which you are creating a recovery job.

---

**DWW8008S Invalid CICS VR parameter *dddd* specified.**

**Explanation:** An invalid parameter was specified when executing program DWWPM to invoke the CICS VR dialog interface. Only the ISMFLIOP and ISMFLCMD parameters can be specified by the VSAMREC CLIST for program DWWPM.

**System action:** The CICS VR dialog terminates.

**User response:** If this message occurred when the VSAMREC CLIST was executed, ensure that the VSAMREC CLIST is assigning only the values ISMFLIOP or ISMFLCMD to the PARMVAL variable.

If this message occurred and the VSAMREC CLIST was not executed, remove any parameters that are specified in the command used to execute program DWWPM.

---

**DWW8009S ISMF data set list does not exist.**

**Explanation:** Either ISMFLIOP or ISMFLCMD was entered as a parameter to the CICS VR dialog program DWWPM. CICS VR could not process the ISMF data set list. ISMFLIOP and ISMFLCMD can only be specified as parameters to DWWPM in the VSAMREC CLIST, and VSAMREC can only be executed from the ISMF data set list panel.

**System action:** The CICS VR dialog terminates.



**User response:** If you are not executing VSAMREC to invoke the CICS VR dialog interface, remove the ISMFLIOP or ISMFLCMD parameter that is specified for program DWWPM.

If you are executing VSAMREC to invoke the CICS VR dialog, ensure that you are invoking this CLIST only from the ISMF data set list panel.

---

**DWW8010W A matching restore JCL skeleton was not found for the most recent logical backup of VSAM sphere dddd.**

**Explanation:** You specified logical as the backup type from the CICS VR VSAM sphere default parameters secondary window. However, a matching restore skeleton for the most recent logical backup that is known to CICS VR for VSAM sphere dddd is not defined to CICS VR. A restore skeleton must be defined to CICS VR for the product identifier associated with all non-DFSMSHsm logical backups that are registered to CICS VR.

**System action:** No recovery job will be produced for this VSAM sphere.

**User response:** Online– You can view the most recent logical backup known to CICS VR for VSAM sphere dddd by:

- Selecting the sphere from the VSAM sphere list
- Selecting the "List backups" option from the List menu

Create and define a restore skeleton to CICS VR for the product identifier associated with the latest logical backup known to CICS VR for VSAM sphere dddd. Then, recreate and submit a recovery job for sphere dddd.

Alternatively, you can either:

- Restore the backup manually, and then create and submit a CICS VR forward recovery job for the sphere, selecting "None" as the backup type.
- Create a recovery job for the VSAM sphere, specifying individual recovery parameters for the sphere, and select a logical backup that has an associated restore skeleton already defined to CICS VR.

Refer to the *CICS VR Implementation Guide and Reference* for further information about backup registration and restore skeletons.

---

**DWW8020E VSAM sphere not found in the RCDS: dddd.**

**Explanation:** VSAM sphere dddd was found in the DWWSPHIN data set, but the sphere is not registered to CICS VR.

**System action:** Processing stops. No recovery job will be produced.

**User response:** Register the sphere to the RCDS, or remove it from the DWWSPHIN data set. Then run the job again.

---

**DWW8021E A logical backup could not be found for VSAM sphere dddd.**

**Explanation:** A logical backup for the VSAM sphere dddd is not specified in the DWWSPHIN data set. CICS VR attempted to use the most recent logical backup for this sphere, but no logical backups for the VSAM sphere dddd are known to CICS VR. A logical backup is known to CICS VR if it was registered previously in the CICS VR RCDS through notification, or if an entry for the backup exists in the DFSMSHsm inventory.

**System action:** Processing stops. No recovery job will be produced.

**User response:** If a DFSMSHsm logical backup exists for the sphere, verify that DFSMSHsm is active. For other logical backups, verify that they were registered to CICS VR. See *CICS VR Implementation Guide and Reference* for more information about backing up your VSAM spheres.

---

**DWW8022I Logical backup is to be used for VSAM sphere dddd : bbbb.**

**Explanation:** A logical backup for the VSAM sphere dddd is not specified in the DWWSPHIN data set. Therefore, CICS VR will use the most recent logical backup for this sphere, where bbbb is the logical backup data set name.

**System action:** Processing continues.

**User response:** No action required.

---

**DWW8023I Logical backup is to be used for VSAM sphere dddd : HSM version cc.**

**Explanation:** A logical backup for the VSAM sphere dddd is not specified in the DWWSPHIN data set. Therefore, CICS VR will use the most recent logical backup for this sphere, where cc is a DFSMSHsm backup version.

**System action:** Processing continues.

**User response:** No action required.

---

**DWW8024E The logical backup dddd is not cataloged.**

**Explanation:** The logical backup data set dddd is not found in a catalog.

**System action:** Processing stops. No recovery job will be produced.

**User response:** If the logical backup data set exists, catalog it, then run the job again.

---

**DWW8025E Logical backup *cccc* not found in the RCDS for VSAM sphere *dddd*.**

**Explanation:** A logical backup data set *cccc* is not registered to the RCDS for the VSAM sphere *dddd*.

**System action:** Processing stops. No recovery job will be produced.

**User response:** Check the backup data set name and backups registered for this sphere. Correct the backup data set name in DWWSPHIN, then run the job again.

---

**DWW8026E HSM logical backup version *cc* does not exist for VSAM sphere *dddd*.**

**Explanation:** Version *cc* of the DFSMSHsm backup that is specified in DWWSPHIN for VSAM sphere *dddd* does not exist.

**System action:** Processing stops. No recovery job will be produced.

**User response:** If the DFSMSHsm logical backup exists for the sphere, verify that DFSMSHsm is active.

---

**DWW8027E Restore skeleton *cccc* was not found for the logical backup *dddd*.**

**Explanation:** The restore skeleton *cccc* for the backup product identifier that is associated with the logical backup *dddd* was not found in the ISPSLIB concatenated data sets.

**System action:** Processing stops. No recovery job will be produced.

**User response:** Check ISPSLIB concatenated data sets. If the required skeleton is not in the SDWWSENU data set, create a restore skeleton for the product identifier that is associated with the logical backup *dddd*. Then run the job again.

---

**DWW8028E New data set name *dddd* was specified for more than one VSAM sphere.**

**Explanation:** The same new data set name is specified in more than one RECOVER statement.

**System action:** Processing stops. No recovery job will be produced.

**User response:** Correct the new data set names in the DWWSPHIN data set, then run the job again.

---

**DWW8029W The selected or the default backup did not have backup time in GMT.**

**Explanation:** You specified GMT time format, but the selected or default backup did not have backup time in GMT.

**System action:** Processing continues.

**User response:** See the accompanying message DWW8030W.

---

**DWW8030W The time format for VSAM sphere *dddd* is changed to local.**

**Explanation:** The time format for VSAM sphere *dddd* is changed to local because the GMT time format is not available.

**System action:** Processing continues.

**User response:** No action required.

---

**DWW8031I Default time format is to be used : *cccc*.**

**Explanation:** You have not specified a time format in the DWWSPHIN data set, so a default value is assumed. *cccc* is the time format and can be LOCAL or GMT.

**System action:** Processing continues.

**User response:** No action required.

---

**DWW8032E ISPF *cccc* error. Return code = *rc*.**

**Explanation:** ISPF command *cccc* failed with return code *rc*.

**System action:** Processing stops. No recovery job will be produced.

**User response:** Refer to the *ISPF Services Guide* for an explanation of the return code in this message. Correct the errors and run the job again.

---

**DWW8101I The reorganization utility is started at *yy/mm/dd hh:mm:ss*.**

**Explanation:** Processing started at the date and time indicated.

**System action:** Processing continues.

**User response:** None.

---

**DWW8102I The reorganization utility is terminated. The maximum condition code is *cc*.**

**Explanation:** Processing stopped. Refer to the appropriate explanation of the condition code that was issued for further information.

**00** The reorganization ran as directed and expected. Some informational messages might have been written to the data set allocated to the DWWMSG ddname, the output of IDCAMS processor might have been written to the data set allocated to the DWWRGOUT ddname.

**04** A possible problem might have been encountered, but execution was allowed to continue. Investigate any warning messages

that were written to the data set allocated to the DWWMSG ddname and rerun the reorganization if necessary.

- 08 Severe errors were encountered and execution stopped. Error messages were written to the data set allocated to the DWWMSG ddname. Refer to the error messages, correct the error, and rerun the reorganization.
- 12 Severe errors were encountered and execution stopped. Error messages were written to the data set allocated to the DWWMSG ddname. Refer to the error messages, correct the error, and rerun the reorganization if needed.

**System action:** The reorganization utility completed processing (either normally or abnormally). The highest condition code that reorganization encountered is set to *cc*. Refer to the appropriate explanation of the condition code that was issued for the status of termination.

**User response:** Refer to the appropriate explanation of the condition code that was issued.

---

**DWW8103I Command processing is completed. The maximum condition code is *cc*.**

**Explanation:** Command processing is completed. Refer to the appropriate explanation of the condition code that was issued for further information.

- 00 Command processing ran as directed and expected. Some informational messages might have been written to the data set allocated to the DWWMSG ddname.
- 04 A possible problem might have been encountered, but execution was allowed to continue. Investigate any warning messages that were written to the data set allocated to the DWWMSG ddname and re-execute the command if necessary.
- 12 Severe errors were encountered and execution stopped. Error messages were written to the data set allocated to the DWWMSG ddname. Refer to the error messages, correct the error, and re-execute the command.

**System action:** Command processing completed (either normally or abnormally). The highest condition code that was encountered is set to *cc*. Refer to the appropriate explanation of the condition code that was issued for the status of completion.

**User response:** Refer to the appropriate explanation of the condition code that was issued.

---

**DWW8104S The end-of-file condition is detected before the end of a command.**

**Explanation:** The last character in the job control language (JCL) for this reorganization execution contains a continuation character.

**System action:** Reorganization processing stops.

**User response:** Complete the command or remove the continuation character, then rerun the reorganization job.

---

**DWW8105I The following was entered as input on the parameter string:**

**Explanation:** This message displays the parameters in the reorganization parameter string.

**System action:** Processing continues.

**User response:** None.

---

**DWW8106S The *cccc* command is specified more than once.**

**Explanation:** A command *cccc* was coded more than once in a single job step.

**System action:** Reorganization processing stops.

**User response:** Check the requirements of the command, remove the redundant command, then rerun the reorganization job.

---

**DWW8107S The attempt to obtain information for VSAM sphere *dddd* failed.**

**Explanation:** The VSAM sphere *dddd* specified as input to a reorganization run cannot be found in the catalog or a catalog error occurred. The DWW2000W message contains error details.

**System action:** Reorganization processing stops.

**User response:** Correct the error. Rerun the reorganization job.

---

**DWW8108S The attempt to build the new sphere *dddd* failed. The return code is *cc*.**

**Explanation:** The new VSAM sphere *dddd* could not be created. IDCAMS processor found an error at execution of DEFINE or REPRO commands. The data set allocated to the DWWRGOUT ddname contains the output of IDCAMS processor.

**System action:** CICS VR stops.

**User response:** For an explanation of the IDCAMS processor code in this message, see *z/OS DFSMS Access Method Services for Catalogs*. Look at the code and correct any errors. Rerun the reorganization job.

---

**DWW8109S The attempt to build alternate indexes for the new sphere *dddd* failed. The return code is *cc*.**

**Explanation:** Alternate indexes for the new VSAM sphere *dddd* could not be created. IDCAMS processor found an error at execution of BLDINDEX commands. The data set allocated to the DWWRGOUT ddname

contains the output of IDCAMS processor.

**System action:** CICS VR stops.

**User response:** For an explanation of the IDCAMS processor code in this message, see *z/OS DFSMS Access Method Services for Catalogs*. Look at the code and correct any errors. Rerun the reorganization job.

---

**DWW8110S The attempt to alter the new sphere dddd failed. The return code is cc.**

**Explanation:** The new VSAM sphere *dddd* could not be altered. IDCAMS processor found an error at execution of DEFINE or REPRO commands. The data set allocated to the DWWRGOUT ddname contains the output of IDCAMS processor.

**System action:** CICS VR stops.

**User response:** For an explanation of the IDCAMS processor code in this message, see *z/OS DFSMS Access Method Services for Catalogs*. Look at the code and correct any errors.

---

**DWW8111S The attempt to find the alternate index with non unique keys attribute for VSAM sphere dddd failed.**

**Explanation:** The alternate index with non unique keys attribute cannot be found for the VSAM sphere *dddd* specified as input to a reorganization run.

**System action:** Reorganization processing stops.

**User response:** Correct the error. Rerun the reorganization job.

---

**DWW8112S The required command cccc is missing.**

**Explanation:** The *cccc* command is missing.

**System action:** Reorganization processing terminates.

**User response:** Add the missing command, then rerun the reorganization job.

---

**DWW8151I The NOTIFY utility started at yy/mm/dd hh:mm:ss**

**Explanation:** Processing started at the date and time indicated.

**System action:** Processing continues.

**User response:** None.

---

**DWW8152I The NOTIFY utility is terminated. The maximum condition code is cc1. The reason code is cc2.**

**Explanation:** Processing stopped. Refer to the appropriate explanation of the condition code that was issued for further information.

0 The NOTIFY ran as directed and expected.

4 A possible problem might have been encountered, but execution was allowed to continue. Investigate any warning messages that were written to the data set allocated to the DWWMSG ddname, and rerun the NOTIFY if necessary.

8 Severe errors were encountered and execution stopped. Error messages were written to the data set allocated to the DWWMSG ddname. Refer to the error messages, correct the error, and rerun the NOTIFY.

C Severe errors were encountered and execution stopped. Error messages were written to the data set allocated to the DWWMSG ddname. Refer to the error messages, correct the error, and rerun the NOTIFY if needed.

14 Severe errors were found in the CICS VR server address space and execution stopped. Error messages were written to the data set allocated to the DWWMSG ddname. Refer to the error messages and the reason codes, correct the error, and rerun the NOTIFY if needed.

**System action:** The NOTIFY command completed processing, either normally or abnormally. The highest condition code that notify encountered is set to *cc1*. The reason code that the NOTIFY command encountered is set to *cc2*. Refer to the appropriate explanation of the condition code and reason code that were issued for the status of termination.

**User response:** Refer to the appropriate explanation of the condition code and reason code that were issued.

---

**DWW8153S The end-of-file condition is detected before the end of a command.**

**Explanation:** The last character in the job control language (JCL) for this NOTIFY execution contains a continuation character.

**System action:** NOTIFY processing stops.

**User response:** Complete the command or remove the continuation character, then rerun the NOTIFY job.

---

**DWW8154I Command processing is completed. The maximum condition code is cc.**

**Explanation:** Command processing is completed. Refer to the appropriate explanation of the condition code that was issued for further information.

00 Command processing ran as directed and expected.

04 A possible problem might have been encountered, but execution was allowed to continue. Investigate any warning messages



that were written to the data set allocated to the DWWMSG ddname and re-execute the command if necessary.

- 12 Severe errors were encountered and execution stopped. Error messages were written to the data set allocated to the DWWMSG ddname. Refer to the error messages, correct the error, and re-execute the command.

**System action:** Command processing completed, either normally or abnormally. The highest condition code that was encountered is set to *cc*. Refer to the appropriate explanation of the condition code that was issued for the status of completion.

**User response:** Refer to the appropriate explanation of the condition code that was issued.

---

**DWW8155S The required command *cccc* is missing.**

**Explanation:** The command *cccc* is missing.

**System action:** NOTIFY processing stops.

**User response:** Add the missing command and rerun the NOTIFY job.

---

**DWW8156S The *cccc* command is specified more than once.**

**Explanation:** A command *cccc* was coded more than once in a single job step.

**System action:** NOTIFY processing stops.

**User response:** Check the requirements of the command, remove the redundant command, then rerun the NOTIFY job.

---

**DWW8157I The following was entered as input on the parameter string:**

**Explanation:** This messages displays the parameters in the parameter string for NOTIFY utility.

**System action:** Processing continues.

**User response:** None.

---

**DWW8158S The required keyword DSNAME is missing.**

**Explanation:** The keyword DSNAME is missing.

**System action:** NOTIFY processing stops.

**User response:** Add the missing keyword DSNAME and rerun NOTIFY job.

---

**DWW8159S The required keyword BACKUPNAME is missing.**

**Explanation:** The keyword BACKUPNAME is missing.

**System action:** NOTIFY processing stops.

**User response:** Add the missing keyword BACKUPNAME and rerun NOTIFY job.

---

**DWW8160S The required keyword PRODUCT is missing.**

**Explanation:** The keyword PRODUCT is missing.

**System action:** NOTIFY processing stops.

**User response:** Add the missing keyword PRODUCT and rerun NOTIFY job.

---

**DWW8161S The value specified for the keyword PRODUCT has an invalid length.**

**Explanation:** A length of the value is invalid. The length must be 5 characters.

**System action:** NOTIFY processing stops.

**User response:** Correct the invalid keyword PRODUCT and rerun NOTIFY job.

---

**DWW8301I The VSAM Recovery Tool utility is started at *yyyy/mm/dd hh:mm:ss*.**

**Explanation:** Processing started at the date and time indicated.

**System action:** Processing continues.

**User response:** None.

---

**DWW8302I The VSAM Recovery Tool utility is terminated. The maximum condition code is *cc*.**

**Explanation:** Processing has stopped. The condition code shows how the utility is terminated:

- 00 The VSAM Recovery Tool utility ran as directed and expected. Some information messages might be issued.
- 12 Severe errors were found and execution stops. Error messages are issued. Correct the error and rerun the utility job.
- 16 IGWABWO Callable Service is not available. Contact your system programmer.

**System action:** The highest condition code is set to *cc*.

**User response:** Examine preceding messages and respond as required.

---

**DWW8303S The end-of-file condition has been detected before the end of a command.**

**Explanation:** The last character in the input command line for this job contains a continuation character.

**System action:** Processing stops.

**User response:** Complete the command or remove the continuation character. Rerun the utility job.



---

**DWW8304S** The required command *cccc* is missing.

**Explanation:** The *cccc* command is missing.

**System action:** Processing terminates.

**User response:** Add the missing command, then rerun the utility job.

---

**DWW8305I** Command processing has completed.  
The maximum condition code is *cc*.

**Explanation:** Command processing has completed. The condition code shows how command processing completed:

- 00** The command processing ran as directed and expected. Some information messages might be issued.
- 12** Severe errors were found and execution has been stopped. Error messages are issued. Correct the error and rerun the utility job.

**System action:** The highest condition code that is met is set to *cc*.

**User response:** Examine preceding messages and respond as required.

---

**DWW8306S** The VSAM sphere *dddd* is specified more than once.

**Explanation:** The VSAM sphere *dddd* is specified more than once on the SPHERES keyword of the **RESETBWO** command.

**System action:** The utility stops.

**User response:** Remove all extraneous occurrences of VSAM spheres *dddd* from the SPHERES keyword of the **RESETBWO** command. The name of each VSAM sphere must only be specified once.

---

**DWW8307S** The command *cccc* is specified more than once.

**Explanation:** A command *cccc* was coded more than once.

**System action:** The utility stops.

**User response:** Check input commands, rerun the utility job.

---

**DWW8308E** The **RESETBWO** command failed for VSAM sphere *dddd*. The return code is X'cc1', and the reason code is X'cc2'

**Explanation:** CICS VR RESETBWO function attempted to update the backup-while-open (BWO) flags to X'000' in the ICF catalog entry for VSAM sphere *dddd* and failed.

**System action:** All previous VSAM spheres have been processed successfully. CICS VR stops at VSAM sphere *dddd* where the first error was encountered. The backup-while-open (BWO) flags remain unchanged for VSAM sphere *dddd*. Any subsequent VSAM spheres were not processed.

**User response:** See *z/OS DFSMSdfp Advanced Services* for an explanation of the IGWABWO return and reason codes.

---

**DWW8309I** The **RESETBWO** command successfully completed for VSAM sphere *dddd*.

**Explanation:** CICS VR RESETBWO function successfully updated the backup-while-open (BWO) flags to X'000' in the ICF catalog entry for VSAM sphere *dddd*.

**System action:** The **RESETBWO** processing continues for subsequent VSAM spheres specified on the SPHERES keyword.

**User response:** None.

---

## Operator messages

Operator messages are listed sequentially and contain an explanation of how the entries are formatted.

Data is substituted for any part of a message in *italics*.

This format is used to describe each message:

<b>Message number</b>	<b>Message text</b>
<b>Explanation:</b>	
<b>System Action:</b>	
<b>User response:</b>	
<b>System Programmer Response:</b>	

An explanation of these fields follows.

<b>Message number</b>	The alphanumeric message identifier. All CICS VR operator messages begin DWW, which is followed by a 3-digit number.
	The number is followed by a severity code. This one-letter code states how serious the problem is. These codes are:
<b>A</b>	Operator intervention is required.
<b>I</b>	Information only; no action is required.
<b>E</b>	Error; an action is required.
<b>W</b>	Warning to alert you of a possible error; CICS VR processing continues.
<b>S</b>	A severe error occurred, causing CICS VR to stop; correct the error and rerun CICS VR
<b>Message text</b>	The information that CICS VR generates to describe the problem. The message text might contain one or more variables, for example, a data set name.
<b>Explanation:</b>	What the message means, and why the problem occurred.
<b>System Action:</b>	What action CICS VR takes (if any) to deal with the problem after the message is generated.
<b>Operator Response:</b>	Recommended action.
<b>System Programmer Response:</b>	Recommended action.

For details of procedures to follow when contacting your local IBM Support Center, see Chapter 2, "Understanding IBM program support," on page 155 and Chapter 3, "Problem determination procedures," on page 161.

---

**DWW007E    SYSTEM LEVEL TOO LOW TO START  
CICS VR SERVER.**

**Explanation:** The system level is too low to start the CICS VR server address space. The CICS VR server address space can start on OS/390 Version 2 Release 10 or later.

**System action:** Initialization of CICS VR server address space is terminated.

**Operator response:** None.

---

**DWW007I    SYSTEM LEVEL TOO LOW TO START  
CICS VR SERVER.**

**Explanation:** The system level is too low to start the CICS VR server address space. The CICS VR server address space can start on OS/390 Version 2 Release 10 or later.

**System action:** Initialization of CICS VR server address space is terminated.

**Operator response:** None.

---

**DWW008I    CICS VR SERVER SUCCESSFULLY  
TERMINATED AT END OF MEMORY.**

**Explanation:** The system continues processing.

**System action:** The system continues processing.

**System action:** If the CICS VR server does not automatically restart and it needs to be active, issue the operator command

VARY SMS,CICS VR,ACTIVE,

to restart it.

**Operator response:** None

---

**DWW009E    CICS VR SERVER NOT AVAILABLE  
WHEN SYSTEM IN XCF LOCAL  
MODE.**

**Explanation:** The CICS VR server address space functions require the system to be IPLed in sysplex mode.

**System action:** The CICS VR address space initialization terminates.

**System action:** Before you re-IPL the system in sysplex mode, ensure the system can join the sysplex.

**Operator response:** Inform the system programmer.

---

**DWW009I    CICS VR SERVER NOT AVAILABLE  
WHEN SYSTEM IN XCF LOCAL  
MODE.**

**Explanation:** The CICS VR server address space functions require the system to be IPLed in sysplex mode.

**System action:** The CICS VR address space initialization terminates.

**System action:** Before you re-IPL the system in sysplex mode, ensure the system can join the sysplex.

**Operator response:** Inform the system programmer.

---

**DWW009I    CICS VR SERVER NOT AVAILABLE  
WHEN SYSTEM IS PARTITIONING  
FROM SYSPLEX.**

**Explanation:** The CICS VR server address space functions require the system to be IPLed in sysplex mode.

**System action:** The CICS VR address space initialization terminates.

**System action:** Before you re-IPL the system in sysplex mode, ensure the system can join the sysplex.

**Operator response:** Inform the system programmer.

**DWW009E CICS VR SERVER NOT AVAILABLE WHEN SYSTEM IS PARTITIONING FROM SYSPLEX.**

**Explanation:** The CICS VR server address space functions require the system to be IPLed in sysplex mode.

**System action:** The CICS VR address space initialization terminates.

**System action:** Before you re-IPL the system in sysplex mode, ensure the system can join the sysplex.

**Operator response:** Inform the system programmer.

**DWW010I CICS VR SERVER NOT ACTIVE. CICS VR\_INIT(NO) WAS SPECIFIED.**

**Explanation:** An attempt was made to initialize the CICS VR address space with the CICS VR\_INIT parameter set to NO. The CICS VR\_INIT parameter is set either in SYS1.PARMLIB member IGDSMSxx or dynamically through the SETSMS operator command.

**System action:** The CICS VR server address space fails to initialize.

**Operator response:** The CICS VR address space can be initialized by either issuing the operator command, VARY SMS,CICS VR,ACTIVE, or by an IPL of the system.

**DWW014I CICS VR SERVER ADDRESS SPACE IS NOW ACTIVE.**

**Explanation:** The CICS VR server address space is now active.

**System action:** The system continues processing.

**DWW015I CICS VR SERVER ADDRESS SPACE HAS TERMINATED AND IS RESTARTING.**

**Explanation:** The CICS VR server address space has terminated and the system will now attempt to restart it. Until the restart is successful, CICS VR functions are not available.

**System action:** The system attempts to restart the CICS VR server address space.

**System action:** If you think that the CICS VR server address space terminated due to an error, contact your IBM Support Center. Provide the support center with SYS1.LOGREC and SYS1.DUMPnn.

**Operator response:** None.

**DWW016E REASON CODE (HEX): rsn MODULE NAME: modulename RETURN ADDR (HEX): returnaddress**

**Explanation:** CICS VR has detected an error relating to the CICS VR server address space, and is terminating the CICS VR server address space. CICS VR will attempt to restart the address space.

In the message text:

*modulename*

The name of the module that was called when the error occurred.

*rc*

The return code returned from the called module.

*rsn*

The reason code returned from the called module.

*returnaddress*

The return address of the called module.

**System action:** The system will attempt to restart the CICS VR server address space.

**System action:** If you think the CICS VR server address space terminated due to an error, contact your IBM Support Center. Provide the support center with SYS1.LOGREC and SYS1.DUMPnn.

**Operator response:** None.

**DWW016I TERMINATING ERROR DETECTED IN CICS VR SERVER ADDRESS SPACE. RETURN CODE (HEX): rc REASON CODE (HEX): rsn MODULE NAME: modulename RETURN ADDR (HEX): returnaddress**

**Explanation:** CICS VR has detected an error relating to the CICS VR server address space, and is terminating the CICS VR server address space. CICS VR will attempt to restart the address space.

In the message text:

*modulename*

The name of the module that was called when the error occurred.

*rc*

The return code returned from the called module.

*rsn*

The reason code returned from the called module.

*returnaddress*

The return address of the called module.

**System action:** The system will attempt to restart the CICS VR server address space.

**System action:** If you think the CICS VR server address space terminated due to an error, contact your IBM Support Center. Provide the support center with SYS1.LOGREC and SYS1.DUMPnn.

Operator response: None.

---

**DWW017E CICS VR SERVER ADDRESS SPACE FAILED DURING INITIALIZATION.**  
**RETURN CODE (HEX):**        *rc* **REASON CODE (HEX):**        *rsn* **ADDITIONAL INFO (HEX):**        *data*

**Explanation:** During CICS VR initialization processing, an error occurred, and the CICS VR server address space was unable to successfully start or restart.

In the message text:

*rc*        The return code.

*rsn*        The reason code.

*data*        Additional problem determination information.

**System action:** The system does not start or restart the CICS VR server address space. Jobs that require CICS VR are failed.

**System action:** Provide IBM Support Center with SYS1.LOGREC and SYS1.DUMPnn.

**Operator response:** Issue the command, VARY SMS,CICS VR,ACTIVE, to start the CICS VR server address space. If that fails, then tell the system programmer that the address space has failed.

---

**DWW017I CICS VR SERVER ADDRESS SPACE FAILED DURING INITIALIZATION.**  
**RETURN CODE (HEX):**        *rc* **REASON CODE (HEX):**        *rsn* **ADDITIONAL INFO (HEX):**        *data*

**Explanation:** During CICS VR initialization processing, an error occurred, and the CICS VR server address space was unable to successfully start or restart.

In the message text:

*rc*        The return code.

*rsn*        The reason code.

*data*        Additional problem determination information.

**System action:** The system does not start or restart the CICS VR server address space. Jobs that require CICS VR are failed.

**System action:** Provide IBM Support Center with SYS1.LOGREC and SYS1.DUMPnn.

**Operator response:** Issue the command, VARY SMS,CICS VR,ACTIVE, to start the CICS VR server address space. If that fails, then tell the system programmer that the address space has failed.

---

**DWW018D CICS VR SERVER RESTARTED *nn* TIMES. REPLY RESTART <R> OR CANCEL <C>.**

**Explanation:** The CICS VR server address space has restarted itself *nn* time since:

1. IPL,
2. the last time this message was answered with 'R', or
3. the CICS VR server address space was started with the command,  
VARY SMS,CICS VR,ACTIVE

**System action:** The system waits for the operator to reply 'R' to restart or 'C' to cancel the CICS VR server address space.

**Operator response:** Reply 'R' to permit the CICS VR server address space to attempt another restart or reply 'C' to cancel the automatic restart. If 'C' was specified, issue the command, VARY SMS,CICS VR,ACTIVE, to start the CICS VR server address space.

---

**DWW019D INVALID RESPONSE. REPLY RESTART <R> OR CANCEL <C>.**

**Explanation:** An invalid response was entered for message DWW018D. See message DWW018D explanation for additional information.

**System action:** The system waits for the operator to reply 'R' to restart or 'C' to cancel the CICS VR server address space.

**Operator response:** Reply 'R' to permit the CICS VR server address space to attempt another restart or reply 'C' to cancel the automatic restart. If 'C' was specified, issue the command, VARY SMS,CICS VR,ACTIVE, to start the CICS VR server address space.

---

**DWW020I DISPLAY SMS,CICS VR DISPLAY SMS,CICS VR - SERVER STATUS**  
**SYSNAME:** *sys01 sstat* **ASID:** *asid* **STEP:** *step ...* **SYSNAME:** *sys32 sstat* **ASID:** *asid* **STEP:** *step ...* **DISPLAY SMS,CICS VR - JOB STATUS APPLID AND NUMBER OF JOBS USING BATCH LOGGING:** **SYSNAME:** *sys01 applid alljobs redojobs undojobs ...* **SYSNAME:** *sys32 applid alljobs redojobs undojobs* **DATA SET NAMING CONVENTION IN USE:** **SYSNAME:** *sys01 hlq.slq ...* **SYSNAME:** *sys32 hlq.slq* **UNDO LOG NAMING CONVENTION IN USE:** **RCD NAMING CONVENTION IN USE:** *prefix* **XCF GROUP NAMING CONVENTION IN USE:** *suffix* **SYSNAME:** *sys01 undoprefix ...* **SYSNAME:** *sys32 undoprefix*

**Explanation:** If DISPLAY SMS,CICS VR is issued, data is only displayed for the system in which the command was issued.

## DWW020I

If DISPLAY SMS,CICS VR,ALL is issued, data for all the systems connected to the sysplex which belong to the same CICS VR XCF group is displayed.

If the CICS VR server is not active and ALL is specified, then data is displayed for the system in which the command was issued.

In the message text:

<i>alljobs</i>	The number of jobs using CICS VR REDO logging or CICS VR UNDO logging.
<i>applid</i>	The application identifier.
<i>asid</i>	The address space where the CICS VR server is executing.
<i>hlq.slq</i>	The prefix of the CICS VR data set names.
<i>prefix</i>	The active CICS VR RCDS name prefix.
<i>redojobs</i>	The number of jobs using CICS VR REDO logging.
<i>sstat</i>	This is the current status of the CICS VR server.  AVAILABLE--The CICS VR server is available UNAVAILABLE--The CICS VR server is not available
<i>step</i>	The current step (state) that the CICS VR server is executing. The following is the list of possible steps.  ASCRE_Started WaitForASInitDone Set_to_ESTAE Get_VRGB0 Create_VMIB Load_Server PC_Setup Ph1_Init Phase1_Complete Ph2_Init Get_LX Init_Complete CICS_VR_Ph1_Init CICS_VR_Ph2_Init Phase2_Complete Access_VMIB AS_Init_Started Server_EOT Server_EOJ Server_EOM_Start EOM_ResourceMgr_Comp EOM_Restart_Start EOM_NoRestartAttempted Waiting_for_Reply_to_IGW418D CICS_VR_Disabled
<i>suffix</i>	The active CICS VR XCF group name suffix.
<i>sysnn</i>	The system name.
<i>undojobs</i>	The number of jobs using CICS VR UNDO logging.

*undoprefix*

The active CICS VR UNDO log name prefix.

**System action:** Processing continues.

**System action:** Use information as needed to diagnose system problems.

**Operator response:** None.

---

```
DWW020I  DISPLAY SMS,CICS VR DISPLAY
          SMS,CICS VR - LOG STREAM
          CONNECTION STATUS
          SYSNAME      0000000001111111122...
          INDENTIFIER   12345678901234567890...
          logstreamname sssssssssssssssss...
          ... logstreamname
          sssssssssssssssss... ... nn
          SYSNAME:     sys01 ... nn
          SYSNAME:     sys32
```

**Explanation:** If DISPLAY SMS,CICS VR,LOGSTREAMS(logstreamname) is issued, data is only displayed for the specified log stream.

If DISPLAY SMS,CICS VR,LOGSTREAMS(ALL) is issued, data is displayed for all the log streams that are part of the same XCF group.

If either of these two forms of this DISPLAY SMS,CICS VR,LOGSTREAMS command is issued and the CICS VR server is

not active, DWW051I is issued.

In the message text:

<i>logstreamname</i>	The log stream name.
<i>nn</i>	The system name identifier.
<i>s</i>	Indicates status of each log stream connection (from 1 to 32) where:  . indicates an unknown log stream N indicates no single connections to the log stream X indicates no shared connections to the log stream C indicates a single connection to the log stream S indicates a shared connection to the log stream M indicates a mixture of connections to the log stream

**System action:** Processing continues.

**System action:** Use information as needed to diagnose system problems.

**Operator response:** None.

---



---

**DWW021E CICSVR SERVER REFRESH FAILED.**  
**RETURN CODE (HEX):** *rc* **REASON CODE**  
**(HEX):** *rsn* **ADDITIONAL INFO (HEX):** *data*

**Explanation:** The refresh of the CICS VR server code in the LPA failed with a recoverable error. The message text includes the following information:

*rc*        The return code.  
*rsn*        The reason code.  
*data*       Additional problem determination information.

**System action:** Processing continues with the current CICS VR server code in the LPA. Note that the current CICS VR server code in the LPA might not be compatible with the rest of the CICS VR code.

**Operator response:** Inform the system programmer. Provide the IBM Support Center with the system log (SYSLOG).

---

**DWW022I CICSVR SERVER** *fmid1* ( *apar1* )  
**REFRESHED WITH** *fmid2* ( *apar2* )

**Explanation:** The refresh of the CICS VR server code in the LPA is complete. The message text includes the following information:

*fmid1*    CICS VR server current FMID.  
*apar1*    CICS VR server current APAR.  
*fmid2*    CICS VR server new FMID.  
*apar2*    CICS VR server new APAR.

**System action:** Control is passed back to SMS.

**Operator response:** Issue the following command to start CICS VR with new server code:

v sms,cicsvr,active

---

**DWW023E CICSVR SERVER UNEXPECTED**  
**ERROR. RETURN CODE (HEX):** *rc* **REASON**  
**CODE (HEX):** *rsn* **ADDITIONAL INFO (HEX):**  
*data*

**Explanation:** The refresh of the CICS VR server code in the LPA failed with an unrecoverable error. The message text includes the following information:

*rc*        The return code.  
*rsn*        The reason code.  
*data*       Additional problem determination information.

**System action:** The CICS VR server is not started.

**Operator response:** Inform the system programmer. Provide the IBM Support Center with the system log (SYSLOG).

---

**DWW051I DFSMS CICS VR COMMAND**  
**REJECTED. CICS VR SERVER**  
**ADDRESS SPACE IS NOT ACTIVE.**

**Explanation:** A request was made to the CICS VR server address space. The address space is not active and the request is being rejected. Start the address space in order for the request to be processed. This message can be issued if an operator command was issued that requires the address space to be available. A request to change the SMS parameters through IGDSMSxx could also result in a call to the CICS VR server address space.

**System action:** None.

**Operator response:** None.

---

**DWW172I REQUEST TO TERMINATE CICS VR**  
**ADDRESS SPACE IS REJECTED: CICS**  
**VR SERVER IS WAITING FOR A**  
**REPLY TO MESSAGE DWW018D.**

**Explanation:** The operator has issued the command VARY SMS,CICS VR,TERMINATESERVER. This command attempts to terminate the CICS VR address space when termination is in progress.

**System action:** The request to terminate CICS VR address space is rejected and the system continues processing.

**Operator response:** None.

---

**DWW172I REQUEST TO TERMINATE CICS VR**  
**ADDRESS SPACE IS REJECTED: CICS**  
**VR SERVER IS NOT ACTIVE.**

**Explanation:** The operator has issued the command VARY SMS,CICS VR,ACTIVE. This command attempts to activate the CICS VR address space when the CICS VR address space has already been activated.

**System action:** The request to activate CICS VR address space is rejected and the system continues processing.

**Operator response:** None.

---

**DWW172I REQUEST TO TERMINATE CICS VR**  
**ADDRESS SPACE IS ACCEPTED: CICS**  
**VR SERVER TERMINATION**  
**SCHEDULED.**

**Explanation:** The operator has issued the command VARY SMS,CICS VR,ACTIVE. This command attempts to activate the CICS VR address space when the CICS VR address space has already been activated.

**System action:** The request to activate CICS VR address space is rejected and the system continues processing.

**Operator response:** None.

---

**DWW172I REQUEST TO TERMINATE CICS VR ADDRESS SPACE IS REJECTED: SERVER TERMINATION IN PROGRESS.**

**Explanation:** The operator has issued the command VARY SMS,CICS VR,ACTIVE. This command attempts to activate the CICS VR address space when the CICS VR address space has already been activated.

**System action:** The request to activate CICS VR address space is rejected and the system continues processing.

**Operator response:** None.

---

**DWW172I REQUEST TO ACTIVATE CICS VR ADDRESS SPACE IS REJECTED: CICS VR SERVER IS ACTIVE.**

**Explanation:** The operator has issued the command VARY SMS,CICS VR,ACTIVE. This command attempts to activate the CICS VR address space when the CICS VR address space has already been activated.

**System action:** The request to activate CICS VR address space is rejected and the system continues processing.

**Operator response:** None.

---

**DWW180E UNEXPECTED ERROR DURING CICS VR SERVER PROCESSING.MODULE WHICH DETECTED THE ERROR: DWW1IRCM RETURN CODE (HEX): 00000024 REASON CODE (HEX): 711152E0 CALLED MODULE ERROR INFORMATION: RETURN CODE (HEX): 00000024 REASON CODE (HEX): 71122412 COMPLETION CODE:cc PROBLEM DESCRIPTION: CICS VR SERVER PREALLOCATION REQUIREMENTS NOT MET**

**Explanation:** If the these return codes and reason codes were issued, then an unexpected error occurred during allocation of some required data sets.

In the message text:

cc           The completion code. The following is the list of possible completion code which can be used to further diagnose and resolve the problem.

**NORCDS**

At least one RCDS(DWWCON1, DWWCON2 or DWWCON3) is required, but was not preallocated

**NOMSG**

The required message(DWWMSG) data set was not preallocated.

**System action:** The CICS VR server address space initialization is terminated. The system cannot start or

restart the CICS VR server address space.

**System action:** Examine the log to make sure that all the required data sets (DWWCON1, DWWCON2, DWWCON3, and DWWMSG) were prallocated. If some were not allocated, allocate them. Also verify that the proper naming convention is used for the DWWCON1, DWWCON2, DWWCON3, and DWWMSG data sets. Issue the VARY SMS,CICS VR,ACTIVE command to restart the CICS VR server address space.

**Operator response:** None.

---

**DWW180E UNEXPECTED ERROR DURING CICS VR SERVER PROCESSING. MODULE WHICH DETECTED THE ERROR: *modulename* RETURN CODE (HEX): *rc* REASON CODE (HEX): *rsnc* CALLED MODULE ERROR INFORMATION: RETURN CODE (HEX): *crc* REASON CODE (HEX): *crsnc* PROBLEM DESCRIPTION: *text***

**Explanation:** An unexpected error occurred during CICS VR processing. CICS VR attempts to continue processing. If CICS VR cannot continue, CICS VR terminates and then restarts the CICS VR server address space (if the error did not occur during CICS VR address space initialization time). The following list describes the variables in the message text:

**System action:** The system terminates the request.

**System action:** Contact the IBM Support Center.

**Operator response:** None.

---

**DWW190E CICS VR IS NOT LICENSED FOR USE ON THE SYSTEM.**

**Explanation:** The CICS VR product is not licensed for use on the system.

**System action:** CICS VR terminates.

**Operator response:** Ensure that CICS VR is licensed for use on the system. If it is not, contact your IBM representative about purchasing CICS VR. If CICS VR is licensed for use on this system, verify that the IFAPRDxx member in SYS1.PARMLIB is set up correctly. See *z/OS MVS Initialization and Tuning Reference* for detailed information.

---

**DWW190I CICS VR IS NOT LICENSED FOR USE ON THE SYSTEM.**

**Explanation:** The CICS VR product is not licensed for use on the system.

**System action:** CICS VR terminates.

**Operator response:** Ensure that CICS VR is licensed for use on the system. If it is not, contact your IBM representative about purchasing CICS VR. If CICS VR is licensed for use on this system, verify that the IFAPRDxx member in SYS1.PARMLIB is set up

correctly. See *z/OS MVS Initialization and Tuning Reference* for detailed information.

---

**DWW204E CICS VR DATA SET NAMING CONVENTION NOT SET DURING CICS VR ADDRESS SPACE INITIALIZATION ON SYSTEM:**  
*systemname* - INVALID VALUE  
**DETECTED. INVALID VALUE:** *prefix*

**Explanation:** During the initialization of the CICS VR address space, CICS VR detected an invalid CICS VR data set name prefix. The CICS VR data set name prefix is used by the CICS VR address space to determine the data set names for allocation of the required data sets (except the RCDSs). The invalid prefix is not activated.

In the message text:

*systemname*      The system name.  
*prefix*            The invalid prefix.

**System action:** The CICS VR address space initialization is terminated.

**Operator response:** Correct the CICS VR\_DSNAME\_PREFIX parameter in the active IGDSMSxx member of SYS1.PARMLIB or use the SETSMS CICS VR\_DSNAME\_PREFIX operator command to restart the CICS VR server address space.

---

**DWW204I CICS VR DATA SET NAMING CONVENTION SET DURING CICS VR ADDRESS SPACE INITIALIZATION ON SYSTEM:** *systemname*. **CURRENT VALUE:** *nnnnnnnnn.nnnnnnnnn*

**Explanation:** At CICS VR address space initialization time, CICS VR defines the prefix that is used for CICS VR data sets on the specified system. CICS VR retrieves the prefix name from the IGDSMSxx PARMLIB member.

In the message text:

*systemname*      The system name.  
  
*nnnnnnnnn.nnnnnnnnn*  
                     The CICS VR data set name prefix.

**System action:** The system continues processing.

**Operator response:** None.

---

**DWW204I CICS VR DATA SET NAMING CONVENTION NOT CHANGED ON SYSTEM:** *systemname* - INVALID VALUE  
**SPECIFIED. CURRENT VALUE:** *nnnnnnnnn.nnnnnnnnn*

**Explanation:** The operator entered an invalid prefix for the CICS VR data set name prefix using the command, SETSMS CICS VR\_DSNAME\_PREFIX(*prefix*). The

prefix *nnnnnnnnn.nnnnnnnnn* remains in effect.

In the message text:

*nnnnnnnnn.nnnnnnnnn*  
                     The CICS VR data set name prefix.

**System action:** The system continues processing.

**Operator response:** Reissue (if required) the SETSMS CICS VR\_DSNAME\_PREFIX(*prefix*) command with a valid prefix.

---

**DWW204I CICS VR DATA SET NAMING CONVENTION NOT CHANGED ON SYSTEM:** *systemname* - SAME VALUE  
**SPECIFIED. CURRENT VALUE:** *nnnnnnnnn.nnnnnnnnn*

**Explanation:** The operator entered the same prefix for the CICS VR data set name prefix using the command, SETSMS CICS VR\_DSNAME\_PREFIX(*prefix*). The prefix *nnnnnnnnn.nnnnnnnnn* remains in effect.

In the message text:

*nnnnnnnnn.nnnnnnnnn*  
                     The CICS VR data set name prefix.

**System action:** The system continues processing.

**Operator response:** Reissue (if required) the SETSMS CICS VR\_DSNAME\_PREFIX(*prefix*) command with a different prefix.

---

**DWW204I CICS VR DATA SET NAMING CONVENTION CHANGED ON SYSTEM:** *systemname*. **OLD VALUE:** *nnnnnnnnn.nnnnnnnnn* **NEW VALUE:** *nnnnnnnnn.nnnnnnnnn*

**Explanation:** The operator entered the command, SETSMS CICS VR\_DSNAME\_PREFIX(*prefix*) to change the CICS VR data set name prefix. The OLD prefix value and the NEW prefix value are displayed.

In the message text:

*nnnnnnnnn.nnnnnnnnn*  
                     The CICS VR data set name prefix.

**System action:** The system continues processing.

**Operator response:** None.

---

**DWW204I CICS VR DATA SET NAMING CONVENTION NOT SET DURING CICS VR ADDRESS SPACE INITIALIZATION ON SYSTEM:**  
*systemname*

**Explanation:** During the initialization of the CICS VR address space, CICS VR detected an invalid CICS VR data set name prefix. The CICS VR data set name prefix must be used to create data sets required by the CICS

VR address space (except for the RCDSs). The invalid prefix is not activated.

In the message text:

*systemname*                      The system name.

**System action:** The CICS VR address space initialization is terminated.

**Operator response:** Correct the CICS VR\_DSNAME\_PREFIX parameter in the active IGDSMSxx member of SYS1.PARMLIB or use the SETSMS CICS VR\_DSNAME\_PREFIX operator command to change the invalid prefix. Then, issue the VARY SMS,CICS VR,ACTIVE operator command to restart the CICS VR server address space.

**DWW205E    CICS VR RCDS NAMING  
CONVENTION NOT SET DURING  
CICS VR ADDRESS SPACE  
INITIALIZATION ON SYSTEM:  
*systemname* - INVALID VALUE  
DETECTED. INVALID VALUE: *prefix***

**Explanation:** During the initialization of the CICS VR address space, CICS VR detected an invalid CICS VR RCDS name prefix. The CICS VR RCDS name prefix is used by the CICS VR address space to determine the data set names for allocation of the RCDSs. The invalid prefix is not activated.

In the message text:

*systemname*                      The system name.  
*prefix*                              The invalid prefix.

**System action:** The CICS VR address space initialization is terminated.

**Operator response:** Correct the CICS VR\_RCDS\_PREFIX parameter in the active IGDSMSxx member of SYS1.PARMLIB or use the SETSMS CICS VR\_RCDS\_PREFIX operator command to change the invalid prefix. Then, issue the VARY SMS,CICS VR,ACTIVE operator command to restart the CICS VR server address space.

**DWW205I    CICS VR RCDS NAMING  
CONVENTION NOT SET DURING  
CICS VR ADDRESS SPACE  
INITIALIZATION ON SYSTEM:  
*systemname***

**Explanation:** During the initialization of the CICS VR address space, CICS VR detected an invalid CICS VR RCDS name prefix. The CICS VR RCDS name prefix is used by the CICS VR address space to determine the data set names for allocation of the RCDSs. The invalid prefix is not activated.

In the message text:

*systemname*                      The system name.

**System action:** The CICS VR address space initialization is terminated.

**Operator response:** Correct the CICS VR\_RCDS\_PREFIX parameter in the active IGDSMSxx member of SYS1.PARMLIB or use the SETSMS CICS VR\_RCDS\_PREFIX operator command to change the invalid prefix. Then, issue the VARY SMS,CICS VR,ACTIVE operator command to restart the CICS VR server address space.

**DWW205I    CICS VR RCDS NAMING  
CONVENTION SET DURING CICS VR  
ADDRESS SPACE INITIALIZATION  
ON SYSTEM: *systemname* CURRENT  
VALUE: *prefix***

**Explanation:** During the initialization of the CICS VR address space, CICS VR detected the CICS VR RCDS name prefix that is used by the CICS VR address space to determine the data set names for allocation of the RCDSs. The prefix is now activated.

In the message text:

*systemname*                      The system name.  
*prefix*                              The active CICS VR RCDS  
name prefix.

**System action:** The system continues processing.

**Operator response:** None.

**DWW205I    CICS VR RCDS NAMING  
CONVENTION NOT CHANGED ON  
SYSTEM: *systemname* - INVALID VALUE  
SPECIFIED. CURRENT VALUE: *prefix***

**Explanation:** The SETSMS CICS VR\_RCDS\_PREFIX operator command was issued to change the CICS VR RCDS name prefix, but an invalid prefix was specified. The current prefix is unchanged and remains active.

In the message text:

*systemname*                      The system name.  
*prefix*                              The active CICS VR RCDS name  
prefix.

**System action:** The system continues processing.

**Operator response:** Reissue (if required) the SETSMS CICS VR\_RCDS\_PREFIX operator command with a valid prefix value.



---

**DWW205I CICS VR RCDS NAMING CONVENTION NOT CHANGED ON SYSTEM:** *systemname* - SAME VALUE SPECIFIED. CURRENT VALUE: *prefix*

**Explanation:** The SETSMS CICS VR\_RCDS\_PREFIX operator command was issued to change the CICS VR RCDS name prefix, but the prefix that was specified is the same as the currently active prefix. The current prefix remains active.

In the message text:

<i>systemname</i>	The system name.
<i>prefix</i>	The active CICS VR RCDS name prefix.

**System action:** The system continues processing.

**Operator response:** Reissue (if required) the SETSMS CICS VR\_RCDS\_PREFIX operator command with a different prefix.

---

**DWW205I CICS VR RCDS NAMING CONVENTION CHANGED ON SYSTEM:** *systemname* OLD VALUE: *oldprefix* NEW VALUE: *newprefix*

**Explanation:** The SETSMS CICS VR\_RCDS\_PREFIX operator command was issued to change the CICS VR RCDS name prefix to a new value. The old prefix remains active. The new prefix will be activated the next time the CICS VR server address space on system *systemname* is started as the first instance in the CICS VR XCF group across the sysplex that it belongs to.

In the message text:

<i>systemname</i>	The system name.
<i>oldprefix</i>	The active CICS VR RCDS name prefix.
<i>newprefix</i>	The next active CICS VR RCDS name prefix.

**System action:** The system continues processing.

**Operator response:** None.

---

**DWW206E CICS VR XCF GROUP NAMING CONVENTION NOT SET DURING CICS VR ADDRESS SPACE INITIALIZATION ON SYSTEM:** *systemname* - INVALID VALUE DETECTED. INVALID VALUE: *suffix*

**Explanation:** During the initialization of the CICS VR address space, CICS VR detected an invalid CICS VR XCF group name suffix. The CICS VR XCF group name suffix is used by the CICS VR address space to create a unique XCF group name in the sysplex, and to determine the data set names for allocation of the RCDSs. The invalid suffix is not activated.

In the message text:

<i>systemname</i>	The system name.
<i>suffix</i>	The invalid suffix.

**System action:** The CICS VR address space initialization is terminated.

**Operator response:** Correct the CICS VR\_GRPNAME\_SUFFIX parameter in the active IGDSMSxx member of SYS1.PARMLIB or use the SETSMS CICS VR\_GRPNAME\_SUFFIX operator command to change the invalid suffix. Then, issue the VARY SMS,CICS VR,ACTIVE operator command to restart the CICS VR server address space.

---

**DWW206I CICS VR XCF GROUP NAMING CONVENTION NOT SET DURING CICS VR ADDRESS SPACE INITIALIZATION ON SYSTEM:** *systemname*

**Explanation:** At CICS VR address space initialization time, CICS VR detected an invalid CICS VR XCF group name suffix that must be used to create a unique XCF group name per the sysplex. The invalid suffix is not activated.

In the message text:

<i>systemname</i>	The system name.
-------------------	------------------

**System action:** The CICS VR address space initialization terminates.

**Operator response:** Correct the CICS VR\_GRPNAME\_SUFFIX parameter in the active IGDSMSxx member of SYS1.PARMLIB or use the SETSMS CICS VR\_GRPNAME\_SUFFIX operator command to change the invalid suffix and then issue the VARY SMS,CICS VR,ACTIVE operator command to restart the CICS VR server address space.

---

**DWW206I CICS VR XCF GROUP NAMING CONVENTION SET DURING CICS VR ADDRESS SPACE INITIALIZATION ON SYSTEM:** *systemname* CURRENT VALUE: *suffix*

**Explanation:** At CICS VR address space initialization time, CICS VR detected the CICS VR XCF group name suffix that will be used to create a unique XCF group name per the sysplex. The suffix is activated immediately.

In the message text:

<i>systemname</i>	The system name.
<i>suffix</i>	The active CICS VR XCF group name suffix.



**System action:** The system continues processing.

**Operator response:** None.

---

**DWW206I CICS VR XCF GROUP NAMING CONVENTION NOT CHANGED ON SYSTEM:** *systemname* - INVALID VALUE SPECIFIED. **CURRENT VALUE:** *suffix*

**Explanation:** The operator issued the SETSMS CICS VR\_GRPNAME\_SUFFIX operator command to change the CICS VR XCF group name suffix and entered an invalid suffix. The current suffix remains active.

In the message text:

<i>systemname</i>	The system name.
<i>suffix</i>	The active CICS VR XCF group name suffix.

**System action:** The system continues processing.

**Operator response:** Reissue (if required) the SETSMS CICS VR\_GRPNAME\_SUFFIX operator command with a valid suffix.

---

**DWW206I CICS VR XCF GROUP NAMING CONVENTION NOT CHANGED ON SYSTEM:** *systemname* - SAME VALUE SPECIFIED. **CURRENT VALUE:** *suffix*

**Explanation:** The operator issued the SETSMS CICS VR\_GRPNAME\_SUFFIX operator command to change the CICS VR XCF group name suffix and entered a suffix that is identical to the currently active suffix. The current suffix remains active.

In the message text:

<i>systemname</i>	The system name.
<i>suffix</i>	The active CICS VR XCF group name suffix.

**System action:** The system continues processing.

**Operator response:** Reissue (if required) the SETSMS CICS VR\_GRPNAME\_SUFFIX operator command with a different suffix.

---

**DWW206I CICS VR XCF GROUP NAMING CONVENTION CHANGED ON. SYSTEM:** *systemname* **OLD VALUE:** *oldsuffix* **NEW VALUE:** *newsuffix*

**Explanation:** The operator issued the SETSMS CICS VR\_GRPNAME\_SUFFIX operator command to change the CICS VR XCF group name suffix and entered a new suffix. The old suffix remains active. The new suffix is activated the next time the CICS VR server address space is started.

In the message text:

<i>systemname</i>	The system name.
<i>oldsuffix</i>	The active CICS VR XCF group name suffix.
<i>newsuffix</i>	The next active CICS VR XCF group name suffix.

**System action:** The system continues processing.

**Operator response:** None.

---

**DWW207E CICS VR UNDO LOG NAMING CONVENTION NOT SET DURING CICS VR ADDRESS SPACE INITIALIZATION ON SYSTEM:** *systemname* - INVALID VALUE DETECTED. **NVALID VALUE:** *prefix*

**Explanation:** During the initialization of the CICS VR address space, CICS VR detected an invalid CICS VR UNDO log name prefix. The CICS VR UNDO log name prefix is used by the CICS VR address space to determine the log stream name for CICS VR UNDO logging. The invalid prefix is not activated.

In the message text:

<i>systemname</i>	The system name.
<i>prefix</i>	The invalid prefix

**System action:** The CICS VR address space initialization is terminated.

**Operator response:** Correct the CICS VR\_UNDOLOG\_PREFIX parameter in the active IGDSMSxx member of SYS1.PARMLIB or use the SETSMS CICS VR\_UNDOLOG\_PREFIX operator command to change the invalid prefix. Then, issue the VARY SMS,CICS VR,ACTIVE operator command to restart the CICS VR server address space.

---

**DWW207I CICS VR UNDO LOG NAMING CONVENTION NOT SET DURING CICS VR ADDRESS SPACE INITIALIZATION ON SYSTEM:** *systemname*

**Explanation:** During the initialization of the CICS VR address space, CICS VR detected an invalid CICS VR UNDO log name prefix. The CICS VR UNDO log name prefix is used by the CICS VR address space to determine the log stream name for CICS VR UNDO logging. The invalid prefix is not activated.

In the message text:

<i>systemname</i>	The system name.
-------------------	------------------

**System action:** The CICS VR address space initialization is terminated.

**Operator response:** Correct the CICS

VR\_UNDOLOG\_PREFIX parameter in the active IGDSMSxx member of SYS1.PARMLIB or use the SETSMS CICS VR\_UNDOLOG\_PREFIX operator command to change the invalid prefix. Then, issue the VARY SMS,CICS VR,ACTIVE operator command to restart the CICS VR address space.

---

**DWW207I CICS VR UNDO LOG NAMING CONVENTION SET DURING CICS VR ADDRESS SPACE INITIALIZATION ON SYSTEM:** *systemname* **CURRENT VALUE:** *prefix*

**Explanation:** During the initialization of the CICS VR address space, CICS VR detected the CICS VR UNDO log name prefix that is used by the CICS VR address space to determine the log stream name for CICS VR UNDO logging. The prefix is now activated.

In the message text:

<i>systemname</i>	The system name.
<i>prefix</i>	The active CICS VR UNDO log name prefix.

The system continues processing.

**Operator response:** None.

---

**DWW207I CICS VR UNDO LOG NAMING CONVENTION NOT CHANGED ON SYSTEM:** *systemname* **- INVALID VALUE SPECIFIED. CURRENT VALUE:** *prefix*

**Explanation:** The SETSMS CICS VR\_UNDOLOG\_PREFIX operator command was issued to change the CICS VR UNDO log name prefix, but an invalid prefix was specified. The current prefix is unchanged and remains active.

In the message text:

<i>systemname</i>	The system name.
<i>prefix</i>	The active CICS VR UNDO log name prefix.

**System action:** The system continues processing.

**Operator response:** Reissue (if required) the SETSMS CICS VR\_UNDOLOG\_PREFIX operator command with a valid prefix value.

---

**DWW207I CICS VR UNDO LOG NAMING CONVENTION NOT CHANGED ON SYSTEM:** *systemname* **- SAME VALUE SPECIFIED. CURRENT VALUE:** *prefix*

**Explanation:** The SETSMS CICS VR\_UNDOLOG\_PREFIX operator command was issued to change the CICS VR UNDO log name prefix, but the prefix that was specified is the same as the currently active prefix. The current prefix remains active.

In the message text:

<i>systemname</i>	The system name.
<i>prefix</i>	The active CICS VR UNDO log name prefix.

**System action:** The system continues processing.

**Operator response:** Reissue (if required) the SETSMS CICS VR\_UNDOLOG\_PREFIX operator command with a different prefix.

---

**DWW207I CICS VR UNDO LOG NAMING CONVENTION CHANGED ON SYSTEM:** *systemname* **. OLD VALUE:** *oldprefix*. **NEW VALUE:** *newprefix*

**Explanation:** The SETSMS CICS VR\_UNDOLOG\_PREFIX operator command was issued to change the CICS VR UNDO log name prefix to a new value. The old prefix remains active. The new prefix will be activated the next time the CICS VR address space on the system *systemname* is started.

In the message text:

<i>systemname</i>	The system name.
<i>oldprefix</i>	The active CICS VR UNDO log name prefix
<i>newprefix</i>	The next active CICS VR UNDO log name prefix.

**System action:** The system continues processing.

**Operator response:** None.

---

**DWW210I CICS VR INVENTORY SCAVENGER STARTING ON SYSTEM:** *systemname*

| **Explanation:** Inventory scavenger is preparing to start on the system *systemname*.

**System action:** The system continues processing.

**Operator response:** None.

---

| **DWW210I CICS VR INVENTORY SCAVENGER STARTED ON SYSTEM:** *systemname*

| **Explanation:** Inventory scavenger is started on the system *systemname*. The inventory scavenger job name is in the message DWW246I.

**System action:** The system continues processing.

**Operator response:** None.

---

**DWW210I CICS VR HISTORY SCAVENGER STARTED ON SYSTEM:** *systemname*

**Explanation:** History scavenger is started on the system *systemname*.

**System action:** The system continues processing.

**Operator response:** None.

**DWW210I CICS VR HISTORY SCAVENGER  
FINISHED ON SYSTEM:** *systemname*

**Explanation:** History scavenger is finished on the system *systemname*.

**System action:** The system continues processing.

**Operator response:** None.

**DWW220I CICS VR *taskname*. SERVICE REQUEST  
IS REJECTED - INVALID  
REQUEST.MODULE WHICH DETECTED THE  
ERROR:** *modulename*. **RETURN CODE  
(HEX):** *rc*. **REASON CODE (HEX):** *rsnc*.  
**PROBLEM DETERMINATION DATA (HEX):**  
*data*. **CALLED MODULE ERROR INFORMATION:**  
**RETURN CODE (HEX):** *crc*. **REASON CODE  
(HEX):** *crsnc*. **PROBLEM DESCRIPTION:**  
*text*.

**Explanation:** An unexpected error occurred during *taskname* processing.

The following list describes the variables in the message text:

*taskname*

The service request name that was processed.

*modulename*

The name of the module that was called when the error occurred.

*rc*

The CICS VR return code.

*rsnc*

The CICS VR reason code.

*data*

Additional problem determination information.

*crc*

The return code returned from the called module.

*crsnc*

The reason code returned from the called module.

*text*

A brief description of the problem.

**System action:** CICS VR will attempt to continue processing. If CICS VR cannot continue, CICS VR will terminate and then restart the CICS VR server address space (if the error did not occur during CICS VR address space initialization time).

**System action:** Provide IBM Support Center with SYS1.LOGREC and SYS1.DUMPnn.

**Operator response:** Tell the system programmer that the CICS VR server address space has failed.

**DWW220I CICS VR *taskname* SERVICE REQUEST IS  
REJECTED - INCOMPLETE REQUEST. MODULE  
WHICH DETECTED THE ERROR:** *modulename*.  
**RETURN CODE (HEX):** *rc*. **REASON CODE  
(HEX):** *rsnc*. **PROBLEM DETERMINATION  
DATA (HEX):** *data*. **CALLED MODULE ERROR  
INFORMATION: RETURN CODE (HEX):** *crc*.  
**REASON CODE (HEX):** *crsnc* **PROBLEM  
DESCRIPTION:** *text*.

**Explanation:** An unexpected error occurred during *taskname* processing.

The following list describes the variables in the message text:

*taskname*

The service request name that was processed.

*modulename*

The name of the module that was called when the error occurred.

*rc*

The CICS VR return code.

*rsnc*

The CICS VR reason code.

*data*

Additional problem determination information.

*crc*

The return code returned from the called module.

*crsnc*

The reason code returned from the called module.

*text*

A brief description of the problem.

**System action:** CICS VR will attempt to continue processing. If CICS VR cannot continue, CICS VR will terminate and then restart the CICS VR server address space (if the error did not occur during CICS VR address space initialization time).

**System action:** Provide IBM Support Center with SYS1.LOGREC and SYS1.DUMPnn.

**Operator response:** Tell the system programmer that the CICS VR server address space has failed.

**DWW220I CICS VR *taskname* SERVICE REQUEST  
IS REJECTED - UNEXPECTED ERROR.  
MODULE WHICH DETECTED THE ERROR:**  
*modulename*. **RETURN CODE (HEX):** *rc*.  
**REASON CODE (HEX):** *rsnc*. **PROBLEM  
DETERMINATION DATA (HEX):** *data*.  
**CALLED MODULE ERROR INFORMATION:**  
**RETURN CODE (HEX):** *crc*. **REASON CODE  
(HEX):** *crsnc*. **PROBLEM DESCRIPTION:**  
*text*

**Explanation:** An unexpected error occurred during *taskname* processing.

In the message text:

*taskname*

The service request name that was processed.

*modulename*

The name of the module that was called when the error occurred.

*rc*

The CICS VR return code.

*rsnc*

The CICS VR reason code.

*data*

Additional problem determination information.

*crc*

The return code returned from the called module.

*crsnc*

The reason code returned from the called module.

*text*

A brief description of the problem.

**System action:** CICS VR will attempt to continue processing. If CICS VR cannot continue, CICS VR will terminate and then restart the CICS VR server address space (if the error did not occur during CICS VR address space initialization time).

**System action:** Provide IBM Support Center with SYS1.LOGREC and SYS1.DUMPnn.

**Operator response:** Tell the system programmer that the CICS VR server address space has failed.

---

**DWW240I CICS VR ADDRESS SPACE HAS SUCCESSFULLY CONNECTED TO XCF. GROUP *groupname*. ON SYSTEM: *systemname*.**

**Explanation:** The CICS VR address space has successfully connected to the specified XCF group on the specified system.

In the message text:

*groupname*            The XCF group name.

*systemname*        The system name.

**System action:** The system continues processing.

**Operator response:** None.

---

**DWW245I APPLICATION IDENTIFIER *applid* SET FOR CICS VR ADDRESS SPACE ON SYSTEM: *systemname***

**Explanation:** The specified application identifier has been set for the instance of the CICS VR server address space on the specified system.

In the message text:

*applid*            The application identifier.

*systemname*       The system name.

**System action:** The system continues processing.

**Operator response:** None.

---

**DWW246I APPLICATION *application* ( *jobname* ) SUCCESSFULLY RAN.**

**Explanation:** The application submitted by CICS VR successfully ran.

In the message text:

*application*        The application name.

*jobname*            The job name.

**System action:** The system continues processing.

**Operator response:** None.

---

**DWW246I APPLICATION *application* ( *jobname* ) HAS BEEN CANCELED.**

**Explanation:** The application has been successfully canceled.

In the message text:

*application*        The application name.

*jobname*            The job name.

**System action:** The system continues processing.

**Operator response:** None.

---

**DWW246I REQUEST TO RUN APPLICATION *application* ( *jobname* ) HAS BEEN RECEIVED.**

**Explanation:** CICS VR received a request to run the application.

In the message text:

*application*        The application name.

*jobname*            The job name.

**System action:** The system continues processing.

**Operator response:** None.

---

**DWW246I REQUEST TO RUN APPLICATION *application* ( *jobname* ) HAS BEEN ACCEPTED.**

**Explanation:** CICS VR accepted a request to run the application.

In the message text:

*application*        The application name.

*jobname*            The job name.

**System action:** The system continues processing.

**Operator response:** None.

---

**DWW246I REQUEST TO RUN APPLICATION**  
*application ( jobname ) HAS BEEN*  
**REJECTED. RETURN CODE (HEX): rc**  
**REASON CODE (HEX): rsn PROBLEM**  
**DESCRIPTION: error**

**Explanation:** CICS VR attempted to run the application, but detected an error. CICS VR rejected the request to run the application.

In the message text:

<i>application</i>	The application name.
<i>jobname</i>	The job name.
<i>rc</i>	The return code.
<i>rsn</i>	The reason code.
<i>error</i>	The error description.

**System action:** The system continues processing.

**Operator response:** Correct the reported error or manually submit the application if necessary.

---

**DWW246I REQUEST TO CANCEL APPLICATION**  
*application ( jobname ) HAS BEEN*  
**RECEIVED.**

**Explanation:** CICS VR received a request to cancel the application.

In the message text:

<i>application</i>	The application name.
<i>jobname</i>	The job name.

**System action:** The system continues processing.

**Operator response:** None.

---

**DWW246I REQUEST TO CANCEL APPLICATION**  
*application ( jobname ) HAS BEEN*  
**ACCEPTED.**

**Explanation:** CICS VR accepted a request to cancel the application.

In the message text:

<i>application</i>	The application name.
<i>jobname</i>	The job name.

**System action:** The system continues processing.

**Operator response:** None.

---

**DWW246I REQUEST TO CANCEL APPLICATION**  
*application ( jobname ) HAS BEEN*  
**REJECTED. RETURN CODE (HEX): rc**  
**REASON CODE (HEX): rsn PROBLEM**  
**DESCRIPTION: error**

**Explanation:** CICS VR attempted to cancel the

application, but detected an error. CICS VR rejected the request to cancel the application.

In the message text:

<i>application</i>	The application name.
<i>jobname</i>	The job name.
<i>rc</i>	The return code.
<i>rsn</i>	The reason code.
<i>error</i>	The error description.

**System action:** The system continues processing.

**Operator response:** Manually cancel the application if necessary and correct the reported error. If this message was produced because CICS VR was unable to cancel a batch job that encountered a logging error, please note that undo logging will no longer be performed until the logging error is corrected, therefore preventing the option of batch backout for any subsequent updates.

---

**DWW250I CALLER IS NOT AUTHORIZED**

**Explanation:** CICS VR VSAM batch logger is invoked by an unauthorized program.

**System action:** The system returns to the caller.

**Operator response:** None.

---

**DWW251I BUILDING OF VSAM CONTROL**  
**BLOCK FAILED. RETURN CODE (IN**  
**HEX): rc REASON CODE (IN HEX): rsn**

**Explanation:** The VSAM batch logger has detected an error while attempting to build or access a VSAM batch logger control block.

In the message text:

<i>rc</i>	The return code,
<i>rsn</i>	The reason code.

**System action:** CICS VR VSAM batch logging terminates. The system continues processing.

**Operator response:** Contact your IBM Support Center.

---

**DWW252I ATTEMPT TO CONNECT TO CICS VR**  
**ADDRESS SPACE FAILED. ASID (IN**  
**HEX):nnnn RETURN CODE (IN HEX): rc**  
**REASON CODE (IN HEX): rsnc**

**Explanation:** The CICS VR VSAM Batch Logger has detected an error while attempting to connect to the CICS VR server address space. See the probdet2 field description of the associated VSAM IEX161I 002 message for details (CICS VR return and reason codes in non-CICS VR messages).

In the message text:

<i>nnnn</i>	The address space ID of the application.
<i>rc</i>	The return code.



*rsn* The reason code.

**System action:** CICS VR VSAM batch logging terminates. The system continues processing.

**Operator response:** Check that the log stream ID for the sphere is correct, the system logger is active, no parallel updates for the sphere or real ddname attempted from different jobs.

#### DWW253I ATTEMPT TO GET MAIN SPACE FAILED

**Explanation:** The CICS VR VSAM batch logger has detected an insufficient amount of storage for the buffers.

**System action:** CICS VR VSAM batch logging terminates. The system continues processing.

**Operator response:** Increase the SIZE parameter on the JOB or EXEC statement. If the problem recurs, contact your IBM Support Center.

#### DWW254I INVALID VSAM FUNCTION SPECIFIED. RETURN CODE (IN HEX): *rc* REASON CODE (IN HEX): *rsnc*

**Explanation:** The CICS VR VSAM batch logger has detected the wrong VSAM LOGGING function in the VSAM request.

In the message text:

*rc* The return code.

*rsn* The reason code.

**System action:** CICS VR VSAM batch logging terminates. The system continues processing.

**Operator response:** Contact your IBM Support Center.

#### DWW255I INVALID VSAM BATCH LOGGING TOKEN DETECTED

**Explanation:** The CICS VR VSAM batch logger has detected an error with the VSAM batch logging token in the VSAM request.

**System action:** CICS VR VSAM batch logging terminates. The system continues processing.

**Operator response:** Contact your IBM Support Center.

#### DWW256I INVALID RPL DETECTED. SPHERE NAME: *VSAM\_sphere\_name*

**Explanation:** The CICS VR VSAM batch logger has detected an incorrect RPL block in the VSAM request.

In the message text:

*VSAM\_sphere\_name*

The name of the VSAM sphere that encountered the error.

**System action:** CICS VR VSAM batch logging terminates. The system continues processing.

**Operator response:** Contact your IBM Support Center.

#### DWW257I USER ATTEMPTING TO WRITE TO LOG WITH MRKBFR BIT SET.SPHERE NAME: *VSAM\_sphere\_name*

**Explanation:** The CICS VR VSAM batch logger has detected the Mark Buffer bit in the RPL in the VSAM request.

In the message text:

*VSAM\_sphere\_name*

The name of the VSAM sphere that encountered the error.

**System action:** CICS VR VSAM batch logging terminates. The system continues processing.

**Operator response:** Do not include MRKBFR requests with CICS VR VSAM batch logging.

**Note:** The sphere name will only be produced when using DFSMS level 1G0 or higher.

#### DWW258I USER ATTEMPTING TO WRITE TO LOG WITH CIMODE BIT SET. SPHERE NAME: *VSAM\_sphere\_name*

**Explanation:** The CICS VR VSAM batch logger has detected the Control Interval bit in the RPL in the VSAM request.

In the message text:

*VSAM\_sphere-name*

The name of the VSAM sphere that encountered the error.

**System action:** CICS VR VSAM batch logging terminates. The system continues processing.

**Operator response:** Exclude CIMODE requests for the VSAM Batch Logger.

**Note:** The sphere name will only be produced when using DFSMS level 1G0 or higher.

#### DWW259I LOGGING NOT PERFORMED FOR ADDRESS SPACE. ASID (IN HEX): *nnnn* RETURN CODE (IN HEX): *rc* REASON CODE (IN HEX): *rsnc*

**Explanation:** The CICS VR VSAM batch logger has detected a logging error.

In the message text:

*nnnn* The address space ID of the application.

*rc* The return code.

*rsnc* The reason code.

**System action:** CICS VR VSAM batch logging terminates. The system continues processing.

**Operator response:** Check that the CICS VR server address space or system logger have not terminated. If either or both have terminated, restart them. Otherwise, contact your IBM Support Center.

---

**DWW260I    INVALID REDO LOG RECORD TYPE SPECIFIED FOR *cccc* LOGGING. SPHERE NAME: *VSAM\_sphere\_name* RETURN CODE (IN HEX): *rc* REASON CODE (IN HEX): *rsnc***

**Explanation:** The CICS VR VSAM batch logger has detected an incorrect record type in the VSAM request.

In the message text:

*cccc*        logging type(RED0 or UNDO).

*VSAM\_sphere\_name*

The name of the VSAM sphere that encountered the error..

*rc*        The return code.

*rsnc*       The reason code.

Description of the reason codes are in the following table.

*Table 1. Description of the reason codes*

Reason Code	Description
X'717053D3'	<p><b>Explanation:</b> Unexpected logging request detected during VSAM REDO logging. REDO logging might have been requested due to a VSAM get request, which is not allowed.</p> <p><b>Programmer Response:</b> Check the RPL request and the FRLOG value in the catalog entry for the VSAM sphere listed in the message text.</p>
X'717053D8'	<p><b>Explanation:</b> Unexpected logging request detected during VSAM UNDO logging. UNDO logging might have been requested due to a VSAM ERASE request, which is not allowed.</p> <p><b>Programmer Response:</b> Check the RPL request and the FRLOG value in the catalog entry for the VSAM sphere listed in the message text.</p>

*Table 1. Description of the reason codes (continued)*

Reason Code	Description
X'717053E1'	<p><b>Explanation:</b> Unexpected logging request detected during VSAM UNDO logging. UNDO logging might have been requested due to VSAM PUT UPDATE request, which is not allowed.</p> <p><b>Programmer Response:</b> Check the RPL request and the FRLOG value in the catalog entry for the VSAM sphere listed in the message text.</p>
X'717053E2'	<p><b>Explanation:</b> Unexpected logging request detected during VSAM REDO logging. REDO logging might have been requested due to a VSAM GET UPDATE request, which is not allowed.</p> <p><b>Programmer Response:</b> Check the RPL request and the FRLOG value in the catalog entry for the VSAM sphere listed in the message text.</p>
X'717053E0'	<p><b>Explanation:</b> Unexpected error occurred during VSAM batch logging.</p> <p><b>Programmer Response:</b> Check the RPL request and the FRLOG value in the catalog entry for the VSAM sphere listed in the message text.</p>

**Source:** DHSMS (IDA019BL or IDABLVBB)

**System action:** CICS VR VSAM batch logging terminates. The system continues processing.

**Operator response:** Contact your IBM Support Center.

---

#### **DWW261I    GET BLOCK REQUEST FAILED**

**Explanation:** The CICS VR VSAM batch logger has detected an insufficient amount of storage to process the VSAM PUT request.

**System action:** CICS VR VSAM batch logging terminates. The system continues processing.

**Operator response:** Increase the SIZE parameter on the JOB or EXEC statement. If the problem persists, contact your IBM Support Center.

---

**DWW262I UNEXPECTED ERROR DURING VSAM BATCH LOGGING. ASID (IN HEX): *nnnn***

**Explanation:** The CICS VR VSAM batch logger has detected an error on the CANCEL command while logging after image or before image log records

The variable in the message text is defined as follows:

*nnnn* The address space ID of the application.

**System action:** CICS VR VSAM batch logging terminates. The system continues processing or percolates if the CANCEL command was issued.

**Operator response:** If the CANCEL command was issued, rerun the job. Otherwise, contact your IBM Support Center.

**DWW263I NO *cccc* LOGGING REQUESTED. ASID (IN HEX): *nnnn* RETURN CODE (IN HEX): *rc* REASON CODE (IN HEX): *rsnc***

**Explanation:** The CICS VR VSAM batch logger has detected that no logging requests were received from VSAM while the log stream was connected.

In the message text:

*cccc* Logging type (REDO or UNDO)

*nnnn* The Address Space ID of the application.

*rc* The return code.

*rsnc* The reason code.

**Source:** CICS VR(DWW1SEOX)

**Explanation:** No logging requests were requested by VSAM application.

**System action:** The system continues processing.

**Operator response:** None.

The list of return codes and reason codes follows:

**RETURN CODE 4**

**Explanation:** No logging requests were requested by VSAM application.

Reason Code	Description
X'73050092'	Explanation: Job step completed successfully. Programmer Response: None
X'73050099'	Explanation: Job step terminated abnormally (for UNDO logging only). Programmer Response: None.

**DWW264I VSAM BATCH *cccc* LOGGING COMPLETED SUCCESSFULLY. ASID (IN HEX): *nnnn* RETURN CODE (IN HEX): *rc* REASON CODE (IN HEX): *rsnc***

**Explanation:** The batch logging process for a job in the client's address space *nnnn* has completed successfully.

In the message text:

*cccc* Logging type(REDO or UNDO).

*nnnn* The address space ID of the application.

*rc* The return code.

*rsnc* The reason code.

**System action:** The system continues processing.

**Operator response:** None.

The list of return codes and reason codes follows:

**RETURN CODE 0**

**Explanation:** Logging completed successfully

Reason Code	Description
73050092	Explanation: Job step completed successfully. Programmer Response: None
73050093	Explanation: Job step terminated abnormally. Automatic backout submission was not requested. Programmer Response: If needed, execute the CICS VR batch backout utility manually to remove the updates that were made to the spheres by the job step that terminated abnormally.
73050094	Explanation: Job step terminated abnormally. Automatic backout submission was requested and a backout job was submitted. Programmer Response: Verify the success of the CICS VR batch backout job that was submitted. Next, investigate and fix the problem that caused the job step to terminate abnormally. Then, resubmit the batch job, starting at the step that encountered the abend.
73050095	Explanation: Job step terminated abnormally. Automatic backout submission was requested, however, automatic backout submission failed. Programmer Response: Execute the CICS VR batch backout utility manually to remove all updates made by the job step that encountered the abend. Next, investigate and fix the problem that caused the job step to terminate abnormally. Then, resubmit the batch job, starting at the step that encountered the abend.

**DWW265I VSAM BATCH UNDO LOGGING TERMINATED. ASID (IN HEX): *nnnn* RETURN CODE (IN HEX): *rc* REASON CODE (IN HEX): *rsnc***

**Explanation:** The CICS VR VSAM batch logger has detected a logging error and canceled the VSAM application. Backout might be possible.

## DWW266I

In the message text:

*nnnn*            The address space ID of the application.  
*rc*              The return code.  
*rsnc*            The reason code

**Source:** CICS VR (DWW1SEOX)

**Explanation:** The logger encountered an error while performing logging.

**System action:** CICS VR VSAM undo logging terminates for the VSAM application. The system terminates the job step.

**Operator response:** Verify the status of the CICS VR server address space or MVS system logger and restart them if they have terminated. Then, execute the CICS VR batch backout utility to remove all updates that were made to the spheres by the batch job that was being executed when the logging error occurred.

The list of return codes and reason codes follows:

### RETURN CODE 36

**Explanation:** The logger encountered an error while performing logging.

Reason Code	Description
X'73050096'	Explanation: Job step task cancelled due to logging error. No before image log records were written to the UNDO log stream.  Programmer Response Check for a logging problem. Rerun the job
X'73050097'	Explanation: Job step task cancelled due to logging error. Before image log records were written to the UNDO log stream.  Programmer Response: Check for a logging problem. Run CICS VR batch backout utility and then rerun the job

**DWW266I    INVALID VSAM BATCH LOGGING TYPE SPECIFIED. LOGGING TYPE: *cccc* RETURN CODE (IN HEX): *rc* REASON CODE (IN HEX): *rsnc***

**Explanation:** The CICS VR VSAM batch logger has detected an incorrect logging type in the VSAM request. Earlier in this job step the sphere was registered with another logging type.

In the message text:

*cccc*            The logging type (UNDO, REDO, ALL, NONE LOGR, REDO LOGR, UNDO LOGR, ALL LOGR)  
*rc*              The return code.  
*rsnc*            The reason code

Description of the reason codes are in the following table.

*Table 2. Description of the reason codes*

Reason Code	Description
X'717053C6'	Explanation: The listed VSAM sphere was originally opened for UNDO logging by the current batch job step. However, a different logging request was received for the same VSAM sphere from the same batch job step. The original logging request must remain constant throughout execution of the entire batch job step.  Programmer Response: Check the FRLOG value in the catalog entry for the VSAM sphere listed in the associated IEC161I message.
X'717053DB'	Explanation: The listed VSAM sphere was originally opened for REDO logging by the current batch job step. However, a different logging request was received for the same VSAM sphere from the same batch job step. The original logging request must remain constant throughout execution of the entire batch job step.  Programmer Response: Check the FRLOG value in the catalog entry for the VSAM sphere listed in the associated IEC161I message.
X'717053DC'	Explanation: The listed VSAM sphere was originally opened for both UNDO and REDO logging (FRLOG value of ALL) by the current batch job step. However, a different logging request was received for the same VSAM sphere from the same batch job step. The original logging request must remain constant throughout execution of the entire batch job step.  Programmer Response: Check FRLOG value in the catalog entry for the VSAM sphere listed in the associated IEC161I message.
X'717053CA'	Explanation: UNDO logging is requested but it is currently disabled.  Programmer Response: Check the CICS VR server status for UNDO logging. The CICS VR_UNDOLOG_CONTROL parameter might currently be set to DISABLE.
X'71705322'	Explanation: The listed VSAM sphere was originally opened for NONE LOGR logging by the current batch job step. However, a different logging request was received for the same VSAM sphere from the same batch job step. The original logging request must remain constant throughout execution of the entire batch job step.  Programmer Response: Check the FRLOG value in the catalog entry for the VSAM sphere listed in the associated IEC161I message.

Table 2. Description of the reason codes (continued)

Reason Code	Description
X'71705323'	<p>Explanation: The listed VSAM sphere was originally opened for REDO LOGR logging by the current batch job step. However, a different logging request was received for the same VSAM sphere from the same batch job step. The original logging request must remain constant throughout execution of the entire batch job step.</p> <p>Programmer Response: Check the FRLOG value in the catalog entry for the VSAM sphere listed in the associated IEC161I message.</p>
X'71705324'	<p>Explanation: The listed VSAM sphere was originally opened for UNDO LOGR logging by the current batch job step. However, a different logging request was received for the same VSAM sphere from the same batch job step. The original logging request must remain constant throughout execution of the entire batch job step.</p> <p>Programmer Response: Check the FRLOG value in the catalog entry for the VSAM sphere listed in the associated IEC161I message.</p>
X'71705325'	<p>Explanation: The listed VSAM sphere was originally opened for ALL LOGR logging by the current batch job step. However, a different logging request was received for the same VSAM sphere from the same batch job step. The original logging request must remain constant throughout execution of the entire batch job step.</p> <p>Programmer Response: Check the FRLOG value in the catalog entry for the VSAM sphere listed in the associated IEC161I message.</p>

**Source:** DFSMS (IDABLOPC)

**System action:** CICS VR VSAM batch logging terminates for the VSAM application. The system continues processing.

**Operator response:** Contact your IBM Support Center.

**DWW267I VSAM BATCH REDO LOGGING FAILED. ASID (IN HEX): *nnnn* RETURN CODE (IN HEX): *rc* REASON CODE (IN HEX): *rsnc***

**Explanation:** The CICS VR VSAM batch logger has detected a logging error or an application completed abnormally. Forward recovery is impossible for the updates made by the job step task that was being executed when the logging error or the abnormal termination of the VSAM application occurred.

In the message text:

*nnnn* The address space ID of the application.  
*rc* The return code.  
*rsnc* The reason code

**Source:** CICS VR (DWW1SEOX)

**Explanation:** The logger encountered an error while performing logging or REDO logging was stopped at application abend or non-zero completion code.

**System action:** CICS VR VSAM batch logging terminates for the VSAM application. The system continues processing.

**Operator response:** Verify the status of the CICS VR server address space or MVS system logger and restart them if they have terminated. Otherwise, contact your IBM Support Center.

The list of return codes and reason codes follows:

#### RETURN CODE 36

**Explanation:** The logger encountered an error while performing logging or REDO logging was stopped at application abend or non-zero completion code.

Reason Code	Description
X'73050090'	<p>Explanation: A logging error occurred during VSAM batch logging. The job log might contain CICS VR messages for this error. Some after image log records were not written.</p> <p>Programmer Response: Check for a logging problem. If the job step has completed with the 3999 code, take a new backup of the affected spheres because forward recovery of all updates made by the step is not possible.</p>
X'73050091'	<p>Explanation: A logging error occurred while VSAM was disconnecting from the CICS VR server address space. Some after image log records were not written.</p> <p>Programmer Response: Check for a logging problem. If the job step has completed with the 3999 code, take a new backup of the affected spheres because forward recovery of all updates made by the step is not possible.</p>
X'73050098'	<p>Explanation: Back level of VSAM Batch Logger. After image log records were not written.</p> <p>Programmer Response: Update the VSAM level.</p>
X'73050099'	<p>Explanation: The VSAM application program completed abnormally or with a non-zero completion code. Some after image log records were not written.</p> <p>Programmer Response: Investigate and fix the problem that caused the job step to terminate abnormally.</p>
X'7305009A'	<p>Explanation: The VSAM application program completed abnormally or cancelled at job step termination.</p> <p>Programmer Response: Investigate and fix the problem that caused the job step to terminate abnormally at job step termination.</p>

**DWW268I VSAM BATCH UNDO LOGGING FAILED. ASID (IN HEX): *nnnn*. RETURN CODE (IN HEX): *rc*. REASON CODE (IN HEX): *rsnc*.**



**Explanation:** The CICS VR VSAM batch logger has detected a logging error. Backout is impossible for the updates made by the job step task that was being executed when the logging error occurred.

In the message text:

*nnnn*            The address space ID of the application.  
*rc*                The return code.  
*rsnc*            The reason code

**Explanation:** The logger encountered an error while performing logging.

**System action:** CICS VR VSAM batch logging terminates for the VSAM application. The system continues processing.

**Operator response:** Verify the status of the CICS VR server address space or MVS system logger and restart them if they have terminated. Otherwise, contact your IBM Support Center. The list of return codes and reason codes follows:

#### RETURN CODE 36

**Explanation:** The logger encountered an error while performing logging.

Reason Code	Description
X'73050090'	Explanation: A critical logging error occurred during logging. The job log might contain CICS VR messages for this error. Some before image log records were not written.  Programmer Response: Check for a logging problem.
X'73050091'	Explanation: A critical logging error occurred while disconnecting from CICS VR server address space. Some before image log records were not written.  Programmer Response: Check for a logging problem.
X'73050098'	Explanation: Back level of VSAM Batch Logger. Before image log records were not written.  Programmer Response: Update the VSAM level.
X'7305009A'	Explanation: The VSAM application program completed abnormally or cancelled at job step termination.  Programmer Response: Investigate and fix the problem that caused the job step to terminate abnormally at job step termination.

**DWW269I    BATCH LOGGING REQUESTED: type**  
**SPHERE** *spherename* **REDOS** *rrrr*  
**UNDOS** *uuuu*

**Explanation:** Batch logging was requested for the sphere in the job step task.

In the message text:

**type**        The type of batch logging. Possible values are:

FRLOG(REDO)  
FRLOG(UNDO)  
FRLOG(ALL)  
FRLOG(NONE),LOGR

FRLOG(REDO),LOGR  
FRLOG(UNDO),LOGR  
FRLOG(ALL),LOGR

#### spherename

The VSAM data set name

**rrrr**        The number (decimal) of logged after-image records in the logstream

**uuuu**        The number (decimal) of logged before-image records in the logstream

**System action:** The system continues processing

**Operator response:** None

**System programmer response:** None

**Problem determination:** None

**Module:** DWW1SEOX

**Destination:** Job log

---

**DWW280I    CICS VR FAILED PROCESSING**  
**BATCH LOGGING REQUEST:**  
**(CONNECT | WRITE | DISCONNECT**  
**| UNDETERMINED). FROM ASID** *asid*  
**JOB** *jobname* **STEP** *stepname* **FOR**  
**SPHERE** *dsname* **LOG STREAM** *logstream*.  
**RETURN CODE (HEX):**    *rc* **REASON CODE**  
**(HEX):**            *rsnc* **PROBLEM**  
**DETERMINATION:** *probdet* **RETURN CODE**  
**(HEX):**            *crc* **REASON CODE**  
**(HEX):**            *crsnc*

**Explanation:** CICS VR detected an error while processing a request from the VSAM Batch Logger.

The following variables appear in the message text (if fields are applicable to the error condition):

*asid*            The VSAM application address space identification.

*jobname*        The name of the user's job.

*stepname*       The name of the user's job step.

*dsname*        The name of the VSAM sphere.

*logstream*      The name of the log stream.

*rc*              The CICS VR return code.

*rsnc*            The CICS VR reason code.

*probdet*        A brief explanation of the exception. Possible messages include: NO MAIN STORAGE FOR REDO BUFFER or SEVERE ERROR, CICS VR LOGGER DISABLED

*crc*              The return code of the called function.

*crsnc*           The reason code of the called function.

**System action:** The execution of the request has been

terminated. CICS VR returns non-zero return and reason codes to the caller (VSAM batch logger).

**User response:** If the prodbet field contains LOGSTREAM NOT DEFINED, the system logger could not find the LOGSTREAMID. Correct the invalid name and rerun the job. If the error condition persists, contact your system programmer. If the prodbet field contains: NO MAIN STORAGE FOR REDO BUFFER, the CICS VR Logging Service is loaded and batch logging for the specified job is terminated. If the error condition persists, contact your system programmer. If the prodbet field contains: SEVERE ERROR, CICS VR LOGGER DISABLED, the CICS VR Logging Service is no longer available for batch logging requests. In order to resume batch logging, terminate and restart the CICS VR Server.

If the prodbet field contains DUPLICATE REQUEST, the CONNECT request for a VSAM sphere data set name was rejected because a connection for a VSAM sphere with the same data set name was already established by a request from another client's address space. If there is no other job running that uses the batch logger for a VSAM sphere with the same data set name, then rerun the failed job. If the error condition persists, contact your system programmer.

If the prodbet field contains VSAM LEVEL IS LOWER THAN CICS VR ONE, you might not use CICS VR Logger until VSAM level is up to date.

If the prodbet field contains L/S FOR HLQ DOES NOT MATCH, you should check whether the undo logstream associations in the panels are set properly for HLQ. Do this by comparing with the associations for your username or jobname.

If the prodbet field contains L/S FOR USERNAME AND JOBNAME DO NOT MATCH, you should check whether the undo logstream association for the username matches the jobname one.

**Programmer response:** Contact the IBM Support Center.

---

**DWW281I CICS VR LOGGER IS DISABLED. BATCH LOGGING REQUEST REJECTED. ASID *asid* JOB *jobname* STEP *stepname* FOR SPHERE *dsname*.**

**Explanation:** The current request was rejected. CICS VR returns non-zero return and reason codes to the caller.

**Operator response:** Terminate and restart the CICS VR server when possible. If the error condition persists, contact your system programmer.

**System programmer response:** Contact the IBM Support Center.

---

**DWW300S THIS IS THE CICS VR *xxx* BETA THAT EXPIRES ON *dd/mm/yyyy***

**Explanation:** The time frame for using the CICS VR Beta is expired. In the message text:

**xxx** CICS VR version.

**dd** Day of expiration.

**mm** Month of expiration.

**yyyy** Year of expiration.

**System action:** CICS VR server terminates. The batch job step ends with code 36.

**Operator response:** Inform the system programmer. Provide IBM Support Center with the system log (SYSLOG).

---

**DWW301I CICSVR MESSAGE DATA SET IS FULL - *hlq.slq.DWWMSGx.systemname***

**Explanation:** CICS VR detected that the current message data set is full. In the message text:

**hlq.slq** The prefix of the CICS VR data set names.

**x** The symbol appended to DWWMSG, can be "A" or "B".

**systemname**  
The system name.

**System action:** CICS VR continues with an alternative data set and issue message DWW302I.

**Operator response:** None

**Routing code:** 2

**Descriptor code:** 4,12

---

**DWW302I CICSVR NOW RECORDING MESSAGES ON *hlq.slq.DWWMSGx.systemname***

**Explanation:** CICS VR will write messages on the data set displayed. CICSVR issues this message:

- During CICS VR initialization processing to indicate which data set was chosen as the current message data set.
- When a switch in active message data sets takes place after detecting that the current data set is full.

In the message text:

**hlq.slq** The prefix of the CICS VR data set names.

**x** The symbol appended to DWWMSG, can be "A" or "B".

**systemname**  
The system name.

**System action:** CICS VR writes messages on the data set displayed.

## DWW303I • DWW500I

**Operator response:** None

**Routing code:** 2

**Descriptor code:** 4,12

---

**DWW303I** CICSVR dddddd DATA SET IS FULL.  
IT IS WRAPPED

**Explanation:** CICS VR server address space detected that the current DWWDUMP or DWWDMSG data set is full. In the message text:

ddddddd

DWWDUMP or DWWDMSG

**System action:** CICS VR server writes new records over the oldest data at the start of this data set.

**Operator response:** None

**Routing code:** 2

**Descriptor code:** 4,12

---

**DWW400I** logtype CONNECT DONE FOR JOB  
jobname, JOBID *jobid*, DSN *dsn*,  
LOGSTREAM *ls*

**Explanation:** Connection to the logstream completed.

DWW400I logtype CONNECT DONE FOR JOB  
jobname  
DWW400I JOBID: *jobid*  
DWW400I DSN: *dsn*  
DWW400I LOGSTREAM: *ls*

In the message text:

<i>logtype</i>	The type of batch logging
<i>jobid</i>	Job ID
<i>dsn</i>	The VSAM data set name
<i>ls</i>	Logstream name

**System action:** The system continues processing

**Operator response:** None

**System programmer response:** None

**Problem determination:** None

**Module:** DWW3CON

**Destination:** System log

---

**DWW401I** logtype DISCONNECT DONE FOR JOB  
jobname, JOBID *jobid*, DSN *dsn*,  
LOGSTREAM *ls*

**Explanation:** Disconnection from the logstream completed

DWW401I logtype DISCONNECT DONE FOR JOB  
jobname

DWW401I JOBID: *jobid*  
DWW401I DSN: *dsn*  
DWW401I LOGSTREAM: *ls*

In the message text:

<i>logtype</i>	The type of batch logging
<i>jobid</i>	Job ID
<i>dsn</i>	The VSAM data set name
<i>ls</i>	Logstream name

**System action:** The system continues processing

**Operator response:** None

**System programmer response:** None

**Problem determination:** None

**Module:** DWW3DCN

**Destination:** System log

---

**DWW500I** RCDS *RCDS\_name (dsname)* IS *status*.  
[DYNALLOC RETURN CODE (HEX): *dynrc*]  
[DYNALLOC ERROR REASON CODE (HEX):  
*dynerrrsn*] [DYNALLOC INFORMATION  
REASON CODE (HEX): *dyninforsn*] [ABEND  
SYSTEM COMPLETION CODE (HEX):  
*abendsystemcc*] [ABEND USER COMPLETION  
CODE (HEX): *abendusercc*] [ABEND REASON  
CODE (HEX): *abendrsn*] [DIV RETURN CODE  
(HEX): *divrc*] [DIV REASON CODE (HEX):  
*divrsn*]

**Explanation:** CICS VR detected that the status of the RCDS has changed.

In the message text:

<i>RCDS_name</i>	The RCDS identifier (DWWCONn).
<i>dsname</i>	The data set name of the RCDS
<i>status</i>	The status of the RCDS.
<i>dynrc</i>	The DYNALLOC return code.
<i>dynerrrsn</i>	The DYNALLOC error reason code.
<i>dyninforsn</i>	The DYNALLOC information reason code.
<i>abendsystemcc</i>	The system completion code in case of an abend.
<i>abendusercc</i>	The user completion code in case of an abend.
<i>abendrsn</i>	The reason code in case of an abend.
<i>divrc</i>	The DIV return code.
<i>divrsn</i>	The DIV reason code.

The following is the list of possible RCDS statuses:

IN USE

OUT OF SET

INACCESSIBLE

**BROKEN****FULL****INDELIBLE****UNKNOWN**

**System action:** The system continues processing.

**Operator response:** Take the following action based on the RCDS status:

**STATUS****ACTION****IN USE**

No maintenance action is required.

**OUT OF SET**

You can define a new RCDS and then issue the VARY operator command to allocate the new RCDS to the CICS VR server address space.

**INACCESSIBLE**

Examine the DYNALLOC diagnostic data and respond as required. For an explanation of the DYNALLOC diagnostic data, see *z/OS MVS Programming: Authorized Assembler Services Guide*.

**INDELIBLE**

Examine the DYNALLOC diagnostic data and respond as required. For an explanation of the DYNALLOC diagnostic data, see *z/OS MVS Programming: Authorized Assembler Services Guide*.

**BROKEN**

The CICS VR server address space will try to deallocate the RCDS. Then, you can examine the DIV diagnostic data and provide any required maintenance of the RCDS. For an explanation of the DIV diagnostic data, see *z/OS MVS System Codes and z/OS MVS Programming: Authorized Assembler Services Reference*.

**FULL**

The CICS VR server address space will try to deallocate the RCDS. Then, you can examine the DIV diagnostic data and provide any required maintenance of the RCDS. For an explanation of the DIV diagnostic data, see *z/OS MVS System Codes and z/OS MVS Programming: Authorized Assembler Services Reference*.

**UNKNOWN**

Contact the IBM Support Center.

---

**DWW505I REQUEST TO ADD RCDS *RCDS\_name* HAS BEEN RECEIVED. REQUESTER: *requester* CAUSE: *cause***

**Explanation:** CICS VR received a request to add the RCDS.

In the message text:

<i>RCDS_name</i>	The RCDS identifier (DWWCON <i>n</i> ).
<i>requester</i>	The name of the system that issued the RCDS add request.
<i>cause</i>	The cause of the request.

The following is the list of possible causes:

Cause	Explanation
<b>ADD RCDS</b>	The VARY operator command was issued to add the RCDS.

**System action:** The system continues processing.

**Operator response:** None.

---

**DWW505I REQUEST TO ADD RCDS *RCDS\_name* IS REJECTED - INVALID NAME SPECIFIED.**

**Explanation:** CICS VR attempted to add the specified RCDS, but detected an invalid RCDS identifier. The RCDS add request is rejected.

In the message text:

<i>RCDS_name</i>	The RCDS identifier (DWWCON <i>n</i> ).
------------------	---

**System action:** The system continues processing.

**Operator response:** Reissue (if required) the VARY operator command with a valid RCDS identifier (DWWCON*n*) of the RCDS.

---

**DWW505I REQUEST TO ADD RCDS *RCDS\_name* (*dsname*) IS REJECTED - INVALID DATA SET NAME DETECTED.**

**Explanation:** CICS VR detected an invalid RCDS data set name while attempting to add the RCDS. The RCDS add request is rejected due to an internal CICS VR error.

In the message text:

<i>RCDS_name</i>	The RCDS identifier (DWWCON <i>n</i> ).
<i>dsname</i>	The data set name of the RCDS.

**System action:** The system continues processing.

**Operator response:** Contact the IBM Support Center.

---

**DWW505I** REQUEST TO ADD RCDS *RCDS\_name* (*dsname*) IS REJECTED - UNEXPECTED RESULT DETECTED ON A SYSTEM. RESULT: *result*

**Explanation:** CICS VR detected an unexpected result while attempting to add the RCDS on a system. The RCDS add request is rejected due to an internal CICS VR error.

In the message text:

<i>RCDS_name</i>	The RCDS identifier (DWWCON <i>n</i> ).
<i>dsname</i>	The data set name of the RCDS.
<i>result</i>	The result code.

**System action:** The system continues processing.

**Operator response:** Contact the IBM Support Center.

---

**DWW505I** REQUEST TO ADD RCDS *RCDS\_name* (*dsname*) IS REJECTED - UNEXPECTED RESULT DETECTED ON THE SYSTEM. RESULT: *result*

**Explanation:** CICS VR detected an unexpected result while attempting to add the RCDS on the system. The request to add the RCDS is rejected due to an internal CICS VR error.

In the message text:

<i>RCDS_name</i>	The RCDS identifier (DWWCON <i>n</i> ).
<i>dsname</i>	The data set name of the RCDS.
<i>result</i>	The result code.

**System action:** The system continues processing.

**Operator response:** Contact the IBM Support Center.

---

**DWW505I** REQUEST TO ADD RCDS *RCDS\_name* IS REJECTED - INVALID NAME DETECTED ON A SYSTEM. EXECUTOR: *executor*

**Explanation:** CICS VR detected an invalid RCDS identifier while attempting to add the RCDS on a system. The RCDS add request is rejected due to an internal CICS VR error.

In the message text:

<i>RCDS_name</i>	The RCDS identifier (DWWCON <i>n</i> ).
<i>executor</i>	The name of the system that executed the rejected RCDS add request.

**System action:** The system continues processing.

**Operator response:** Contact the IBM Support Center.

---

**DWW505I** REQUEST TO ADD RCDS *RCDS\_name* (*dsname*) IS REJECTED - INVALID DATA SET NAME DETECTED ON A SYSTEM. EXECUTOR: *executor*

**Explanation:** CICS VR detected an invalid RCDS data set name while attempting to add the RCDS on a system. The RCDS add request is rejected due to an internal CICS VR error.

In the message text:

<i>RCDS_name</i>	The RCDS identifier (DWWCON <i>n</i> ).
<i>dsname</i>	The RCDS data set name.
<i>executor</i>	The name of the system that executed the rejected RCDS add request.

**System action:** The system continues processing.

**Operator response:** Contact the IBM Support Center.

---

**DWW505I** REQUEST TO ADD RCDS *RCDS\_name* (*dsname*) IS REJECTED - UNEXPECTED RESULT DETECTED ON A SYSTEM. EXECUTOR: *executor* RESULT: *result*

**Explanation:** CICS VR detected an unexpected result while attempting to add the RCDS on a system. The RCDS add request is rejected due to an internal CICS VR error.

In the message text:

<i>RCDS_name</i>	The RCDS identifier (DWWCON <i>n</i> ).
<i>dsname</i>	The RCDS data set name.
<i>executor</i>	The name of the system that executed the rejected RCDS add request.
<i>result</i>	The result code.

**System action:** The system continues processing.

**Operator response:** Contact the IBM Support Center.

---

**DWW505I** REQUEST TO ADD RCDS *RCDS\_name* (*dsname*) IS REJECTED - UNEXPECTED ERROR DETECTED ON THE SYSTEM. EXECUTOR: *executor* COMPLETION CODE: *cc*

**Explanation:** CICS VR detected an unexpected error while attempting to add the RCDS on the system. The RCDS add request is rejected due to an internal CICS VR error.

In the message text:

<i>RCDS_name</i>	The RCDS identifier (DWWCON <i>n</i> ).
<i>dsname</i>	The RCDS data set name.
<i>executor</i>	The name of the system that executed the rejected RCDS add request.



*cc* The completion code.

**System action:** The system continues processing.

**Operator response:** Contact the IBM Support Center.

**DWW0506S** A backout-failed end indicator is missing. The base cluster to back out is *dddd*.

**Explanation:** A backout-failed record is read from a log for the base cluster during a backout execution. It is flagged as either the first or a following backout-failed record for this base cluster, but no end flag is previously found.

**System action:** CICS VR stops the backout and prints the reports.

**User response:**

- **Batch**—Use the CEMT transaction to ask about the status of data set *dddd*. Run the backout only if the status is FAILED and the message File still open does not appear. If the status is FAILED, and the message does not appear, check that the correct logs are supplied in the correct order, and that no following log is missing. Ensure that the log with the end-type backout-failed record is archived, and then resubmit the job.

**DWW506I** RCDS *RCDS\_name (dsname)* ADDED.

**Explanation:** The RCDS has been successfully added on all systems in the CICS VR XCF group.

In the message text:

<i>RCDS_name</i>	The RCDS identifier (DWWCON <i>n</i> ).
<i>dsname</i>	The RCDS data set name.

**System action:** The system continues processing.

**Operator response:** None.

**DWW506I** RCDS *RCDS\_name (dsname)* ADDED ON A SYSTEM. EXECUTOR: *executor*

**Explanation:** The RCDS has been successfully added on a system.

In the message text:

<i>RCDS_name</i>	The RCDS identifier (DWWCON <i>n</i> ).
<i>dsname</i>	The RCDS data set name.
<i>executor</i>	The name of the system that executed the successful RCDS add request.

**System action:** The system continues processing.

**Operator response:** None.

**DWW506I** RCDS *RCDS\_name (dsname)* ADDED ON THE SYSTEM. EXECUTOR: *executor*

**Explanation:** The RCDS has been successfully added on the system.

In the message text:

<i>RCDS_name</i>	The RCDS identifier (DWWCON <i>n</i> ).
<i>dsname</i>	The RCDS data set name.
<i>executor</i>	The name of the system that executed the successful RCDS add request.

**System action:** The system continues processing.

**Operator response:** None.

**DWW507I** RCDS *RCDS\_name (dsname)* ALREADY ADDED.

**Explanation:** The RCDS has been already added on all systems in the CICS VR XCF group.

In the message text:

<i>RCDS_name</i>	The RCDS identifier (DWWCON <i>n</i> ).
<i>dsname</i>	The RCDS data set name.

**System action:** The system continues processing.

**Operator response:** None.

**DWW507I** RCDS *RCDS\_name (dsname)* ALREADY ADDED ON A SYSTEM. EXECUTOR: *executor*

**Explanation:** The RCDS already has been added on a system.

In the message text:

<i>RCDS_name</i>	The RCDS identifier (DWWCON <i>n</i> ).
<i>dsname</i>	The RCDS data set name.
<i>executor</i>	The name of the system that executed the RCDS add request that encountered the 'already added' condition.

**System action:** The system continues processing.

**Operator response:** None.

**DWW507I** RCDS *RCDS\_name (dsname)* ALREADY ADDED ON THE SYSTEM. EXECUTOR: *executor*

**Explanation:** The RCDS already has been added on the system.

In the message text:

## DWW509I

*RCDS\_name* The RCDS identifier (DWWCON*n*).  
*dsname* The RCDS data set name.  
*executor* The name of the system that executed the RCDS add request that encountered the 'already added' condition.

**System action:** The system continues processing.

**Operator response:** None.

---

### DWW509I RCDS *RCDS\_name* (*dsname*) NOT ADDED.

**Explanation:** An RCDS add request was received. However, the RCDS was not added due to a previously reported condition.

In the message text:

*RCDS\_name* The RCDS identifier (DWWCON*n*).  
*dsname* The RCDS data set name.

**System action:** The system continues processing.

**Operator response:** Examine the preceding messages and respond as required.

---

### DWW509I RCDS *RCDS\_name* (*dsname*) NOT ADDED ON A SYSTEM. EXECUTOR: *executor* CAUSE: *cause*

**Explanation:** An RCDS add request was received. However, the RCDS was not added on a system due to a previously reported condition.

In the message text:

*RCDS\_name* The RCDS identifier (DWWCON*n*).  
*dsname* The RCDS data set name.  
*executor* The name of the system that executed the failed RCDS add request.  
*cause* The cause of the result.

The following is the list of possible causes:

#### INACCESSIBLE

The RCDS is inaccessible.

#### BROKEN

The RCDS is broken.

**FULL** The RCDS is full.

#### UNKNOWN

The TCDS is in unknown status.

**System action:** The system continues processing.

**Operator response:** Examine all related messages issued for the specified executor and respond as required.

---

### DWW509I RCDS *RCDS\_name* (*dsname*) NOT ADDED ON THE SYSTEM - THE RCDS IS *status*. EXECUTOR: *executor* [DYNALLOC RETURN CODE (HEX): *dynrc*] [DYNALLOC ERROR REASON CODE (HEX): *dynerrrsn*] [DYNALLOC INFORMATION REASON CODE (HEX): *dyninforsn*] [ABEND SYSTEM COMPLETION CODE (HEX): *abendsystemcc*] [ABEND USER COMPLETION CODE (HEX): *abendusercc*] [ABEND REASON CODE (HEX): *abendsrsn*] [DIV RETURN CODE (HEX): *divrc*] [DIV REASON CODE (HEX): *divrsn*]

**Explanation:** An RCDS add request was received but the RCDS was not added on the system.

In the message text:

*RCDS\_name* The RCDS identifier (DWWCON*n*).  
*dsname* The RCDS data set name.  
*executor* The name of the system that executed the failed RCDS add request.  
*dynrc* The DYNALLOC return code.  
*dynerrrsn* The DYNALLOC error reason code.  
*dyninforsn* The DYNALLOC information reason code.  
*abendsystemcc* The system completion code in case of an abend.  
*abendusercc* The user completion code in case of an abend.  
*abendsrsn* The reason code in case of an abend.  
*divrc* The DIV return code.  
*divrsn* The DIV reason code.

The following is the list of possible RCDS status entries:

- INACCESSIBLE
- BROKEN
- FULL
- UNKNOWN

**System action:** The system continues processing.

**Operator response:** Take the following action based on the RCDS status:

Status	Action
INACCESSIBLE	Examine the DYNALLOC diagnostic data and respond as required. For an explanation of the DYNALLOC diagnostic data, see <i>z/OS MVS Programming: Authorized Assembler Services Guide</i> .
BROKEN	Examine the DIV diagnostic data and provide any required maintenance of the RCDS or define a new RCDS and then use the VARY operator command to add the RCDS to the CICS VR server address space. For an explanation of the DIV diagnostic data, see <i>z/OS MVS System Codes and z/OS MVS Programming: Authorized Assembler Services Reference</i> .

FULL	Examine the DIV diagnostic data and provide any required maintenance of the RCDS or define a new RCDS and then use the VARY operator command to add the RCDS to the CICS VR server address space. For an explanation of the DIV diagnostic data, see <i>z/OS MVS System Codes and z/OS MVS Programming: Authorized Assembler Services Reference</i> .
UNKNOWN	Contact the IBM Support Center.

---

**DWW510I REQUEST TO DELETE RCDS**  
**RCDS\_name HAS BEEN RECEIVED.**  
**REQUESTER:** *requester* **CAUSE:** *cause*

**Explanation:** CICS VR received a request to delete the RCDS.

In the message text:

*RCDS\_name*      The RCDS identifier (DWWCONn).  
*requester*      The name of the system that issued the RCDS delete request.  
*cause*            The cause of the result.

The following is the list of possible causes:

**INACCESSIBLE**

The RCDS is inaccessible.

**BROKEN**

The RCDS is broken.

**FULL**      The RCDS is full.

**UNKNOWN**

The RCDS is in unknown status.

**DELETE RCDS**

The VARY operator command was issued to delete the RCDS.

**System action:** The system continues processing.

**Operator response:** None.

---

**DWW510I REQUEST TO DELETE RCDS**  
**RCDS\_name IS REJECTED - INVALID NAME SPECIFIED.**

**Explanation:** CICS VR detected an invalid RCDS identifier while attempting to delete the RCDS. The RCDS delete request is rejected.

In the message text:

*RCDS\_name*      The RCDS identifier (DWWCONn).

**System action:** The system continues processing.

**Operator response:** Reissue (if required) the VARY operator command with a valid identifier (DWWCONn) of the RCDS.

---

**DWW510I REQUEST TO DELETE RCDS**  
**RCDS\_name (dsname) IS REJECTED - INVALID DATA SET NAME DETECTED.**

**Explanation:** CICS VR detected an invalid RCDS data set name while attempting to delete the RCDS. The RCDS delete request is rejected due to an internal CICS VR error.

In the message text:

*RCDS\_name*      The RCDS identifier (DWWCONn).  
*dsname*            The RCDS data set name.

**System action:** The system continues processing.

**Operator response:** Contact the IBM Support Center.

---

**DWW510I REQUEST TO DELETE RCDS**  
**RCDS\_name (dsname) IS REJECTED - WOULD RESULT IN LESS THAN MINIMUM NUMBER OF IN USE RCDS.**

**Explanation:** CICS VR detected that deletion of the RCDS would result in less than the minimum number of in use RCDSs. The RCDS delete request is rejected.

In the message text:

*RCDS\_name*      The RCDS identifier (DWWCONn).  
*dsname*            The RCDS data set name.

**System action:** The system continues processing.

**Operator response:** None.

---

**DWW510I REQUEST TO DELETE RCDS**  
**RCDS\_name (dsname) IS REJECTED - UNEXPECTED RESULT DETECTED ON A SYSTEM. RESULT: result**

**Explanation:** CICS VR detected an unexpected result while attempting to delete the RCDS on a system. The RCDS delete request is rejected due to an internal CICS VR error.

In the message text:

*RCDS\_name*      The RCDS identifier (DWWCONn).  
*dsname*            The RCDS data set name.  
*result*            The result code.

**System action:** The system continues processing.

**Operator response:** Contact the IBM Support Center.

---

**DWW510I REQUEST TO DELETE RCDS  
RCDS\_name (dsname) IS REJECTED -  
UNEXPECTED RESULT DETECTED  
ON THE SYSTEM. RESULT: result**

**Explanation:** CICS VR detected an unexpected result while attempting to delete the RCDS on the system. The RCDS delete request is rejected due to an internal CICS VR error.

In the message text:

<i>RCDS_name</i>	The RCDS identifier (DWWCONn).
<i>dsname</i>	The RCDS data set name.
<i>result</i>	The result code.

**System action:** The system continues processing.

**Operator response:** Contact the IBM Support Center.

---

**DWW510I REQUEST TO DELETE RCDS  
RCDS\_name IS REJECTED - INVALID  
NAME DETECTED ON A SYSTEM.  
EXECUTOR: executor**

**Explanation:** CICS VR detected an invalid RCDS identifier while attempting to delete the RCDS on a system. The RCDS delete request is rejected due to an internal CICS VR error.

In the message text:

<i>RCDS_name</i>	The RCDS identifier (DWWCONn).
<i>executor</i>	The name of the system that executed the rejected RCDS delete request.

**System action:** The system continues processing.

**Operator response:** Contact the IBM Support Center.

---

**DWW510I REQUEST TO DELETE RCDS  
RCDS\_name (dsname) IS REJECTED -  
INVALID DATA SET NAME  
DETECTED ON A SYSTEM.  
EXECUTOR: executor**

**Explanation:** CICS VR detected an invalid RCDS data set name while attempting to delete the RCDS on a system. The RCDS delete request is rejected due to an internal CICS VR error.

In the message text:

<i>RCDS_name</i>	The RCDS identifier (DWWCONn).
<i>dsname</i>	The RCDS data set name.
<i>executor</i>	The name of the system that executed the rejected RCDS delete request.

**System action:** The system continues processing.

**Operator response:** Contact the IBM Support Center.

---

**DWW510I REQUEST TO DELETE RCDS  
RCDS\_name (dsname) IS REJECTED -  
WOULD RESULT IN LESS THAN  
MINIMUM NUMBER OF IN USE  
RCDS ON A SYSTEM. EXECUTOR:  
executor**

**Explanation:** CICS VR detected that deletion of the RCDS would result in less than the minimum number of in use RCDSs on a system. The RCDS delete request is rejected.

In the message text:

<i>RCDS_name</i>	The RCDS identifier (DWWCONn).
<i>dsname</i>	The RCDS data set name.
<i>executor</i>	The name of the system that executed the rejected RCDS delete request.

**System action:** The system continues processing.

**Operator response:** None.

---

**DWW510I REQUEST TO DELETE RCDS  
RCDS\_name (dsname) IS REJECTED -  
UNEXPECTED RESULT DETECTED  
ON A SYSTEM. EXECUTOR: executor  
RESULT: result**

**Explanation:** CICS VR detected an unexpected result while attempting to delete the RCDS on a system. The RCDS delete request is rejected due to an internal CICS VR error.

In the message text:

<i>RCDS_name</i>	The RCDS identifier (DWWCONn).
<i>dsname</i>	The RCDS data set name.
<i>executor</i>	The name of the system that executed the rejected RCDS delete request.
<i>result</i>	The result code.

**System action:** The system continues processing.

**Operator response:** Contact the IBM Support Center.

---

**DWW510I REQUEST TO DELETE RCDS  
RCDS\_name (dsname) IS REJECTED -  
UNEXPECTED ERROR DETECTED ON  
THE SYSTEM. EXECUTOR: executor  
COMPLETION CODE: cc**

**Explanation:** CICS VR detected an unexpected error while attempting to delete the RCDS on the system. The request to delete the RCDS is rejected due to an internal CICS VR error.

In the message text:

<i>RCDS_name</i>	The RCDS identifier (DWWCONn).
<i>dsname</i>	The RCDS data set name.

*executor*      The name of the system that executed the rejected RCDS delete request.  
*cc*              The completion code.

**System action:** The system continues processing.

**Operator response:** Contact the IBM Support Center.

**DWW511I    RCDS *RCDS\_name (dsname)* DELETED.**

**Explanation:** The RCDS has been successfully deleted on all systems in the CICS VR XCF group.

In the message text:

*RCDS\_name*      The RCDS identifier (DWWCON*n*).  
*dsname*            The RCDS data set name.

**System action:** The system continues processing.

**Operator response:** None.

**DWW511I    RCDS *RCDS\_name (dsname)* DELETED ON A SYSTEM. EXECUTOR: *executor***

**Explanation:** The RCDS has been successfully deleted on a system.

In the message text:

*RCDS\_name*      The RCDS identifier (DWWCON*n*).  
*dsname*            The RCDS data set name.  
*executor*          The name of the system that executed the successful RCDS delete request.

**System action:** The system continues processing.

**Operator response:** None.

**DWW511I    RCDS *RCDS\_name (dsname)* DELETED ON THE SYSTEM. EXECUTOR: *executor***

**Explanation:** The RCDS has been successfully deleted on the system.

In the message text:

*RCDS\_name*      The RCDS identifier (DWWCON*n*).  
*dsname*            The RCDS data set name.  
*executor*          The name of the system that executed the successful RCDS delete request.

**System action:** The system continues processing.

**Operator response:** None.

**DWW512I    RCDS *RCDS\_name (dsname)* ALREADY DELETED.**

**Explanation:** The RCDS has been already deleted from

one or more of the CICS VR servers in the CICS VR XCF group.

In the message text:

*RCDS\_name*      The RCDS identifier (DWWCON*n*).  
*dsname*            The RCDS data set name.

**System action:** The system continues processing.

**Operator response:** Contact your IBM Support Center.

**DWW512I    RCDS *RCDS\_name (dsname)* ALREADY DELETED ON A SYSTEM. EXECUTOR: *executor***

**Explanation:** The RCDS has been already deleted on a system.

In the message text:

*RCDS\_name*      The RCDS identifier (DWWCON*n*).  
*dsname*            The RCDS data set name.  
*executor*          The name of the system that executed the RCDS delete request that encountered the 'already deleted' condition.

**System action:** The system continues processing.

**Operator response:** None.

**DWW512I    RCDS *RCDS\_name (dsname)* ALREADY DELETED ON THE SYSTEM. EXECUTOR: *executor***

**Explanation:** The RCDS has been already deleted on the system.

In the message text:

*RCDS\_name*      The RCDS identifier (DWWCON*n*).  
*dsname*            The RCDS data set name.  
*executor*          The name of the system that executed the RCDS delete request that encountered the 'already deleted' condition.

**System action:** The system continues processing.

**Operator response:** None.

**DWW514I    RCDS *RCDS\_name (dsname)* NOT DELETED.**

**Explanation:** An RCDS delete request was received. However, the RCDS was not deleted due to a previously reported condition.

In the message text:

*RCDS\_name*      The RCDS identifier (DWWCON*n*).



*dsname* The RCDS data set name.

**System action:** The system continues processing.

**Operator response:** Examine the preceding messages and respond as required.

---

**DWW514I** RCDS *RCDS\_name (dsname)* NOT DELETED ON A SYSTEM. EXECUTOR: *executor* CAUSE: *cause*

**Explanation:** An RCDS delete request was received. However, the RCDS was not deleted on a system due to a previously reported condition.

In the message text:

<i>RCDS_name</i>	The RCDS identifier (DWWCONn).
<i>dsname</i>	The RCDS data set name.
<i>executor</i>	The name of the system that executed the failed RCDS delete request.
<i>cause</i>	The cause of the result.

The following is the list of possible causes:

**INDELIBLE**  
The RCDS is indelible.

**UNKNOWN**  
The RCDS is in unknown status.

**System action:** The system continues processing.

**Operator response:** Examine all related messages issued for the specified executor and respond as required.

---

**DWW514I** RCDS *RCDS\_name (dsname)* NOT DELETED ON THE SYSTEM - THE RCDS IS *status*. EXECUTOR: *executor* [DYNALLOC RETURN CODE (HEX): *dynrc*] [DYNALLOC ERROR REASON CODE (HEX): *dynerrrsn*] [DYNALLOC INFORMATION REASON CODE (HEX): *dyninforasn*]

**Explanation:** An RCDS delete request was received. However, CICS VR was unable to delete the RCDS on the system.

In the message text:

<i>RCDS_name</i>	The RCDS identifier (DWWCONn).
<i>dsname</i>	The RCDS data set name.
<i>status</i>	The statue of the RCDS
<i>executor</i>	The name of the system that executed the failed RCDS delete request.
<i>dynrc</i>	The DYNALLOC return code.
<i>dynerrrsn</i>	The DYNALLOC error reason code.
<i>dyninforasn</i>	The DYNALLOC information reason code.

The following is the list of possible RCDS status entries:

- INDELIBLE
- UNKNOWN

**System action:** The system continues processing.

**Operator response:** Take the following action based on the RCDS status:

---

**DWW520I** REQUEST TO DISPLAY RCDS STATUS HAS BEEN RECEIVED. REQUESTER: *requester* CAUSE: *cause*

**Explanation:** CICS VR received a request to display the status of the RCDSs.

In the message text:

<i>requester</i>	The name of the system that issued the display RCDS request.
<i>cause</i>	The cause of the request.

The following is the list of possible causes:

**DISPLAY RCDS**  
The DISPLAY RCDS operator command was issued.

**System action:** The system continues processing.

**Operator response:** None.

---

**DWW520I** DISPLAY SMS,CICS VR,RCDS. DISPLAY SMS,CICS VR,RCDS-DATA SET NAMES NAME DATA SET NAME *identifier dsname* ... *identifier dsname* DISPLAY SMS,CICS VR,RCDS - STATUS NAME STATUS *identifier status* ... *identifier status* DISPLAY SMS,CICS VR,RCDS - SPACE NAME TOTAL USED UNIT *identifier total used unit* ... *identifier total used unit*

**Explanation:** This message gives information about the RCDSs as requested by a DISPLAY RCDS operator command.

In the message text:

<i>identifier</i>	The RCDS identifier (DWWCONn).
<i>dsname</i>	The RCDS data set name.
<i>status</i>	The status of the RCDS.
<i>total</i>	The total allocated space of the RCDS.
<i>used</i>	The used space of the RCDS.
<i>unit</i>	The amount of space that will be used when additional space needs to be allocated to an RCDS that is full.

The following list shows the possible RCDS status entries:

IN USE

OUT OF SET

INACCESSIBLE

BROKEN

FULL

INDELIBLE

UNKNOWN

**System action:** The system continues processing.

**Operator response:** None.

---

**DWW530I REQUEST TO QUERY STATE OF RCDS**  
*RCDS\_name (dsname) SUCCESSFULLY COMPLETED ON THE SYSTEM.*  
**EXECUTOR:** *executor*

**Explanation:** The state of the RCDS has been successfully queried on the system.

In the message text:

<i>RCDS_name</i>	The RCDS identifier (DWWCONn).
<i>dsname</i>	The RCDS data set name.
<i>executor</i>	The name of the system that executed the successful RCDS query request.

**System action:** The system continues processing.

**Operator response:** None.

---

**DWW530I REQUEST TO QUERY STATE OF RCDS**  
*RCDS\_name (dsname) NOT EXECUTED - THE RCDS IS NOT IN USE ON THE SYSTEM.* **EXECUTOR:** *executor*

**Explanation:** The request to query the state of RCDS *RCDS\_name* was not executed because the RCDS is not in use on the system.

In the message text:

<i>RCDS_name</i>	The RCDS identifier (DWWCONn).
<i>dsname</i>	The RCDS data set name.
<i>executor</i>	The name of the system that executed the not-executed RCDS query request.

**System action:** The system continues processing.

**Operator response:** None.

---

**DWW530I REQUEST TO QUERY STATE OF RCDS**  
*RCDS\_name (dsname) FAILED - error ERROR DETECTED ON THE SYSTEM.*  
**EXECUTOR:** *executor* **[SHOWCAT RETURN CODE (HEX):** *showcatrc* **[CATALOG RETURN CODE (HEX):** *catalogrc* **[CATALOG PROBLEM CODE (HEX):** *catalogprob*]

**Explanation:** The state of the RCDS has not been queried on the system due to an error that was detected.

In the message text:

<i>RCDS_name</i>	The RCDS identifier (DWWCONn).
<i>dsname</i>	The RCDS data set name.
<i>error</i>	The error code
<i>executor</i>	The name of the system that executed the failed RCDS query request.
<i>showcatrc</i>	The SHOWCAT return code.
<i>satalogrc</i>	The CATALOG return code.
<i>catalogprob</i>	The CATALOG problem code.

The following is the list of possible error codes:

- SHOWCAT
- CATALOG
- UNKNOWN

**System action:** The system continues processing.

**Operator response:** Take the following action based on the error code:

#### ERROR CODE ACTION

##### SHOWCAT

Examine the SHOWCAT diagnostic data and respond as required. For an explanation of the SHOWCAT diagnostic data, see z/OS DFSMS/MVS Macro Instructions for Data Sets.

##### CATALOG

Examine the CATALOG diagnostic data and respond as required. For an explanation of the CATALOG diagnostic data, see z/OS DFSMS/MVS Macro Instructions for Data Sets.

##### UNKNOWN

Contact the IBM Support Center.

---

**DWW530I REQUEST TO QUERY RCDS STATE**  
**FAILED - UNEXPECTED ERROR DETECTED ON THE SYSTEM.**  
**EXECUTOR:** *executor* **COMPLETION CODE:** *cc*

**Explanation:** The state of the RCDS has not been queried on the system due to an unexpected error detected on the system.

In the message text:

*executor* The name of the system that executed the failed RCDS query request.

*cc* The completion code.

**System action:** The system continues processing.

**Operator response:** Contact the IBM Support Center.

**DWW540I    *n* RCDS ARE IN USE, NO ACTION REQUIRED.**

**Explanation:** CICS VR detected that *n* RCDSs are in use. This is the recommended number of in use RCDSs. Therefore, no maintenance of the RCDSs is required.

**System action:** The system continues processing.

**Operator response:** None.

**DWW541W    *n* RCDS ARE IN USE, EVENTUAL ACTION REQUIRED.**

**Explanation:** CICS VR detected that *n* RCDSs are in use. This is less than the recommended number of in use RCDSs. Therefore, maintenance of the RCDSs should eventually be performed.

**System action:** The system continues processing.

**Operator response:** While CICS VR can operate with the current number of in use RCDSs, you should eventually define another RCDS. Then, issue the VARY operator command to allocate the newly defined RCDS to the CICS VR server address space. See the *CICS VR Implementation Guide and Reference* for further information.

**DWW542A    1 RCDS IS IN USE, IMMEDIATE ACTION REQUIRED.**

**Explanation:** CICS VR detected that only one RCDS is in use. Immediate RCDS maintenance should be performed to prevent a possible loss of critical RCDS data.

**System action:** The system continues processing.

**Operator response:** At least one new RCDS should be defined. The newly defined RCDS(s) then should be allocated to the CICS VR address space by issuing the VARY operator command. See the *CICS VR Implementation Guide and Reference* for further information.

**DWW569S    The Data-In-Virtual (DIV) Access service for data set *dddd* failed. The return code is *rc* and the reason code is *rs*.**

**Explanation:** When CICS VR tried the Access service for RCDS *dddd*, the Data-In-Virtual service gave return code *rc* and reason code *rs*. Refer to the z/OS MVS Programming: Assembler Services Reference.

for an explanation of the given return and reason codes.

**System action:** CICS VR stops.

**User response:** Correct the error that caused the problem and resubmit the job.

**DWW570S    The Data-In-Virtual (DIV) Map service for data set *dddd* failed. The return code is *rc* and the reason code is *rs*.**

**Explanation:** When CICS VR tried the Map service for RCDS *dddd*, the Data-In-Virtual service gave return code *rc* and reason code *rs*. Refer to z/OS *Auth Asm Services Reference* for an explanation of the given return and reason codes.

**System action:** CICS VR stops.

**User response:** Correct the error that caused the problem and resubmit the job.

**DWW590E    CICS VR CONTROL SERVICE REQUEST IS REJECTED. CONTROL FUNCTION: *function* CONTROL STRING: *string* ERROR POSITION: *mark* ERROR DESCRIPTION: *error***

**Explanation:** During the initialization of the CICS VR address space, CICS VR detected an invalid control string. The invalid control string is ignored

In the message text:

<i>function</i>	The control function (UNDOLOG, BACKOUT, or GENERAL).
<i>string</i>	The invalid control string.
<i>mark</i>	The error position is indicated by the character "\$" when an invalid item is detected, or by the character ">" when a required item is not detected.
<i>error</i>	The error description.

The following is the list of possible errors:

- INVALID CONTROL COMMAND
- INVALID CONTROL VALUE
- INVALID CONTROL SEPARATOR

**System action:** The CICS VR address space initialization is terminated.

**Operator response:** Take the following action based on the corresponding control function that is reported:

**UNDOLOG**

Correct the CICS VR\_UNDOLOG\_CONTROL parameter in the active IGDSMSxx member of SYS1.PARMLIB or issue the SETSMS CICS VR\_UNDOLOG\_CONTROL operator command with a valid CICS VR UNDO logging control string.

**BACKOUT**

Correct the CICS VR\_BACKOUT\_CONTROL parameter in the active IGDSMSxx member of SYS1.PARMLIB or issue the SETSMS CICS VR\_BACKOUT\_CONTROL operator command with a valid CICS VR batch backout control string.

**GENERAL**

Correct the CICS VR\_GENERAL\_CONTROL parameter in the active IGDSMSxx member of SYS1.PARMLIB or issue the SETSMS CICS VR\_GENERAL\_CONTROL operator command with a valid CICS VR general control string.

Next, issue the VARY SMS,CICS VR,ACTIVE operator command to restart the CICS VR server address space.

---

**DWW590E CICS VR CONTROL SERVICE REQUEST IS TERMINATED. CONTROL FUNCTION: *function* CONTROL STRING: *string* ERROR DESCRIPTION: *error***

**Explanation:** During the initialization of the CICS VR address space, CICS VR detected an unexpected error. The control service request is terminated.

In the message text:

<i>function</i>	The control function (UNDOLOG, BACKOUT, GENERAL or wrong value).
<i>string</i>	The control string.
<i>error</i>	The error description.

The following is the list of possible errors:

- INVALID CONTROL FUNCTION
- INVALID CONTROL COMMAND
- UNEXPECTED CONTROL ERROR

**System action:** The CICS VR address space initialization is terminated.

**Operator response:** Contact the IBM Support Center.

---

**DWW590I CICS VR CONTROL SERVICE REQUEST IS ACCEPTED. CONTROL FUNCTION: *function* CONTROL STRING: *string* STATE DESCRIPTION: *state***

**Explanation:** CICS VR detected a valid control string. The valid control string is decoded and the appropriate parameter or default is activated immediately or the appropriate service function is executed immediately.

In the message text:

<i>function</i>	The control function (UNDOLOG, BACKOUT, or GENERAL).
<i>string</i>	The control string.
<i>state</i>	The state description.

A list of possible states:

**CONTROL PARAMETER ACTIVATED  
CONTROL DEFAULT(S) ACTIVATED  
CONTROL DEFAULT(S) REFRESHED  
CONTROL STRING(S) DISPLAYED  
CONTROL DEFAULT(S) DISPLAYED  
LOG OF LOGS SCAN RAN  
SCAVENGER(S) RAN  
SETUP RAN**

**System action:** The system continues processing.

**Operator response:** None.

---

**DWW590I CICS VR CONTROL SERVICE REQUEST IS REJECTED. CONTROL FUNCTION: *function* CONTROL STRING: *string* ERROR POSITION: *mark* ERROR DESCRIPTION: *error***

**Explanation:** CICS VR detected an invalid control string. The invalid control string is ignored.

In the message text:

<i>function</i>	The control function (UNDOLOG, BACKOUT, or GENERAL).
<i>string</i>	The control string.
<i>mark</i>	The error position mark by the character "\$" when an invalid item is detected or by the character ">" when a required item is not detected.
<i>error</i>	The error description.

The following is the list of possible errors:

- INVALID CONTROL COMMAND
- INVALID CONTROL VALUE
- INVALID CONTROL SEPARATOR

**System action:** The system continues processing.

**Operator response:** Take the following action based on corresponding control function that is reported:

**UNDOLOG**

Correct the CICS VR\_UNDOLOG\_CONTROL parameter in the active IGDSMSxx member of SYS1.PARMLIB or reissue (if required) the SETSMS CICS VR\_UNDOLOG\_CONTROL operator command with a valid CICS VR UNDO logging control string.

**BACKOUT**

Correct the CICS VR\_BACKOUT\_CONTROL parameter in the active IGDSMSxx member of SYS1.PARMLIB or reissue (if required) the SETSMS CICS VR\_BACKOUT\_CONTROL operator command with a valid CICS VR batch backout control string.

## GENERAL

Correct the CICS VR\_GENERAL\_CONTROL parameter in the active IGDSMSxx member of SYS1.PARMLIB or reissue (if required) the SETSMS CICS VR\_GENERAL\_CONTROL operator command with a valid CICS VR general control string.

---

**DWW590I CICS VR CONTROL SERVICE REQUEST IS COMPLETED. CONTROL FUNCTION:** *function* **CONTROL STRING:** *string* **STATE DESCRIPTION:** *state*

**Explanation:** CICS VR detected a valid or dummy control string. However, the control string is either identical to the currently active control string or it is a dummy control string.

In the message text:

<i>function</i>	The control function (UNDOLOG, BACKOUT, or GENERAL).
<i>string</i>	The control string.
<i>state</i>	The state description.

The following is the list of possible states:

- CONTROL PARAMETER IS ACTIVE
- DUMMY CONTROL STRING
- NONE CONTROL STRING

**System action:** If the state is CONTROL PARAMETER IS ACTIVE, the currently active control string remains active. If the state is DUMMY CONTROL STRING, the dummy control string is simply ignored. If the state is NONE CONTROL STRING, the none control string is simply ignored. The system continues processing.

**Operator response:** None.

---

**DWW590I CICS VR CONTROL SERVICE REQUEST IS TERMINATED. CONTROL FUNCTION:** *function* **CONTROL STRING:** *string* **ERROR DESCRIPTION:** *error*

**Explanation:** CICS VR detected an unexpected error. The control service request is terminated.

In the message text:

<i>function</i>	The control function (UNDOLOG, BACKOUT, GENERAL, or wrong value).
<i>string</i>	The control string.
<i>error</i>	The error description.

The following is the list of possible errors:

- INVALID CONTROL FUNCTION
- INVALID CONTROL COMMAND
- UNEXPECTED CONTROL ERROR

**System action:** The system continues processing.

**Operator response:** Contact the IBM Support Center.

---

**DWW590I CICS VR CONTROL SERVICE REQUEST IS INCOMPLETE. CONTROL FUNCTION:** *function* **CONTROL STRING:** *string* **STATE DESCRIPTION:** *state*

**Explanation:** CICS VR detected a valid control string. The valid control string is decoded but the appropriate service function is not executed as a required internal service is not initialized or not available yet. The service function is automatically executed later when all required services are initialized and available.

In the message text:

<i>function</i>	The control function (UNDOLOG, BACKOUT, or GENERAL).
<i>string</i>	The control string.
<i>state</i>	The state description.

The following is the list of possible errors:

**SERVER IS NOT AVAILABLE**  
**SERVICE NOT INITIALIZED**  
**SERVICE IS NOT AVAILABLE**

**System action:** The system continues processing.

**Operator response:** None.

---

**DWW591I DISPLAY CONTROL. DISPLAY CONTROL - UNDO LOGGING CONTROL STRINGS SYSNAME:** *sys01 undologstring* ... **SYSNAME:** *sysnn undologstring* **DISPLAY CONTROL - BATCH BACKOUT CONTROL STRINGS SYSNAME:** *sys01 backoutstring* ... **SYSNAME:** *sysnnbackoutstring* **DISPLAY CONTROL - GENERAL CONTROL STRINGS SYSNAME:** *sys01generalstring* ... **SYSNAME:** *sysnngeneralstring*

**Explanation:** This message is produced as a result of the successful execution of a requested DISPLAY service function.

If the DISPLAY CONTROL service function was requested, the appropriate active control strings for the system that processed the DISPLAY service function are displayed.

If the DISPLAY CONTALL service function was requested, the appropriate active control strings for all of the systems in the sysplex that belong to the same CICS VR XCF group that was active on the system that processed the DISPLAY service function are displayed.

**System action:** The system continues processing.

In the message text:



<i>sysnm</i>	The system name.
<i>undologstring</i>	The active CICS VR UNDO logging control string.
<i>backoutlogstring</i>	The active CICS VR batch backout control string.
<i>generallogstring</i>	The active CICS VR general control string

**Operator response:** None.

---

**DWW599I    DISPLAY CONTROL DEFAULTS.**  
**CONTROL DEFAULTS NAME VALUE SCOPE**  
**OWNER name value scope owner ... ..**  
**... name value scope owner**

**Explanation:** This message is produced as a result of the successful execution of a requested DISPLAY service function. In the message text:

<i>name</i>	The control default name.
<i>value</i>	The control default value.
<i>scope</i>	The control default scope (LOCAL for a local default, GLOBAL for a global default, NONE for an inactive default).
<i>owner</i>	The system name for a local default, the CICS VR XCF group name for a global default.

**System action:** The system continues processing.

**Operator response:** None.

---

**DWW601I    CICS REQUEST FOR FORWARD RECOVERY OF VSAM DATA SET AFTER BACKOUT FAILURE HAS BEEN ACCEPTED BY CICS VR. THE DATA SET NAME IS: *DataSetName***

**Explanation:** An error occurred during backout attempt by CICS for VSAM data set. CICS requested automatic forward recovery of the data set by CICS VR. CICS VR has accepted the request to register the 'backout-failed' data set in RCDS and initiate the forward recovery.

In the message text:

**DataSetName**  
Base name of the affected VSAM data set.

**System action:** The system continues processing.

**System action:** None.

**Module:** CICS VR

**Operator response:** None.

**Problem determination:** None.

---

**DWW601I    CICS REQUEST FOR REORGANIZATION OF VSAM DATA SET AFTER BACKOUT FAILURE HAS BEEN ACCEPTED BY CICS VR. THE DATA SET NAME IS: *DataSetName***

**Explanation:** An error occurred during backout attempt by CICS for VSAM data set. CICS requested automatic reorganization of the data set by CICS VR. CICS VR has accepted the request to register the 'backout-failed' data set in RCDS and initiate the reorganization.

In the message text:

**DataSetName**  
Base name of the affected VSAM data set.

**System action:** The system continues processing.

**System action:** None.

**Module:** CICS VR

**Operator response:** None.

**Problem determination:** None.

---

**DWW602I    CICS REQUEST FOR FORWARD RECOVERY OF VSAM DATA SET AFTER BACKOUT FAILURE NOT ACCEPTED. CICS VR ADDRESS SPACE IS NOT ACTIVE. THE DATA SET NAME IS: *DataSetName***

**Explanation:** An error occurred during backout attempt by CICS for VSAM data set. CICS requested automatic forward recovery of the data set by CICS VR. The request was not accepted because CICS VR server address space is not active.

In the message text:

**DataSetName**  
Base name of the affected VSAM data set.

**System action:** The system continues processing.

**System action:** Examine the system log to determine the reason and the nature of backout failure in CICS, then decide what is to be done to correct the problem. Activate CICS VR server address space. Use the RETRY option in CEMT SET DSNNAME command to initiate repeated request to CICS VR or try to recover the affected VSAM data set manually.

**Module:** CICS VR

**Operator response:** None.

**Problem determination:** None.

---

**DWW602I** CICS REQUEST FOR REORGANIZATION OF VSAM DATA SET AFTER BACKOUT FAILURE NOT ACCEPTED. CICS VR ADDRESS SPACE IS NOT ACTIVE. THE DATA SET NAME IS: *DataSetName*

**Explanation:** An error occurred during backout attempt by CICS for VSAM data set. CICS requested automatic reorganization of the data set by CICS VR. The request was not accepted because CICS VR server address space is not active.

In the message text:

**DataSetName**

Base name of the affected VSAM data set.

**System action:** The system continues processing.

**System action:** Examine the system log to determine the reason and the nature of backout failure in CICS, then decide what is to be done to correct the problem. Activate CICS VR server address space. Use the RETRY option in CEMT SET DSNAMES command to initiate repeated request to CICS VR or try to reorganize the affected VSAM data set manually.

**Module:** CICS VR

**Operator response:** None.

**Problem determination:** None.

---

**DWW602I** CICS REQUEST FOR FORWARD RECOVERY OF VSAM DATA SET AFTER BACKOUT FAILURE NOT ACCEPTED. CICS VR INTERNAL ERROR HAS OCCURRED. THE DATA SET NAME IS: *DataSetName*

**Explanation:** An error occurred during backout attempt by CICS for VSAM data set. CICS requested automatic forward recovery of the data set by CICS VR. The request was not accepted because of an internal error in the CICS VR server address space.

In the message text:

**DataSetName**

Base name of the affected VSAM data set.

**System action:** The system continues processing.

**System action:** Examine the system log to determine the reason and the nature of backout failure in CICS, then decide what is to be done to correct the problem. Examine CICS VR server messages and correct the error. Use the RETRY option in CEMT SET DSNAMES command to initiate repeated request to CICS VR or try to recover the affected VSAM data set manually.

**Module:** CICS VR

**Operator response:** None.

**Problem determination:** None.

---



---

**DWW602I** CICS REQUEST FOR REORGANIZATION OF VSAM DATA SET AFTER BACKOUT FAILURE NOT ACCEPTED. CICS VR INTERNAL ERROR HAS OCCURRED. THE DATA SET NAME IS: *DataSetName*

**Explanation:** An error occurred during backout attempt by CICS for VSAM data set. CICS requested automatic reorganization of the data set by CICS VR. The request was not accepted because of an internal error in the CICS VR server address space.

In the message text:

**DataSetName**

Base name of the affected VSAM data set.

**System action:** The system continues processing.

**System action:** Examine the system log to determine the reason and the nature of backout failure in CICS, then decide what is to be done to correct the problem. Examine CICS VR server messages and correct the error. Use the RETRY option in CEMT SET DSNAMES command to initiate repeated request to CICS VR or try to reorganize the affected VSAM data set manually.

**Module:** CICS VR

**Operator response:** None.

**Problem determination:** None.

---

**DWW603I** CICS VR ATTEMPTED TO PERFORM FORWARD RECOVERY OR REORGANIZATION OF VSAM DATA SET BY CICS REQUEST AFTER BACKOUT FAILURE. THE ATTEMPT WAS NOT SUCCESSFUL. THE DATA SET WAS NOT FOUND. THE BACKOUT FAILURE STILL REGISTERED IN CICS VR. THE DATA SET NAME IS: *DataSetName*

**Explanation:** The affected data set was not found by CICS during the attempt to make it offline to CICS or bring it back online to CICS by CICS VR request. The data set is still registered in CICS VR RCDS as 'backout-failed in CICS'.

In the message text:

**DataSetName**

Base name of the affected VSAM data set.

**System action:** The system continues processing.

**System action:** Examine the system log to determine the reason and the nature of backout failure in CICS, then decide what is to be done to correct the problem. Try to recover or reorganize the affected VSAM data set manually. Deregister the affected data set in CICS VR RCDS.

**Module:** CICS VR

**Operator response:** None.

**Problem determination:** None.

---

**DWW603I** CICS VR ATTEMPTED TO PERFORM FORWARD RECOVERY OR REORGANIZATION OF VSAM DATA SET BY CICS REQUEST AFTER BACKOUT FAILURE. THE ATTEMPT WAS NOT SUCCESSFUL. THE DATA SET IS LEFT AVAILABLE TO CICS, AND THE BACKOUT FAILURE STILL REGISTERED IN CICS VR. THE DATA SET NAME IS: *DataSetName*

**Explanation:** An error while attempting to make the affected data set offline to CICS leaves the data set still available to CICS and still registered in CICS VR RCDS as 'backout-failed in CICS'.

In the message text:

**DataSetName**

Base name of the affected VSAM data set.

**System action:** The system continues processing.

**System action:** Examine the system log to determine the reason and the nature of backout failure in CICS, then decide what is to be done to correct the problem. Try to recover or reorganize the affected VSAM data set manually. Deregister the affected data set in CICS VR RCDS.

**Module:** CICS VR

**Operator response:** None.

**Problem determination:** None.

---

**DWW603I** CICS VR ATTEMPTED TO PERFORM FORWARD RECOVERY OR REORGANIZATION OF VSAM DATA SET BY CICS REQUEST AFTER BACKOUT FAILURE. THE ATTEMPT WAS NOT SUCCESSFUL. THE DATA SET IS UNAVAILABLE TO CICS, AND THE BACKOUT FAILURE STILL REGISTERED IN CICS VR. THE DATA SET NAME IS: *DataSetName*

**Explanation:** The affected data set is unavailable to CICS, but still registered in CICS VR RCDS as 'backout-failed in CICS'.

In the message text:

**DataSetName**

Base name of the affected VSAM data set.

**System action:** The system continues processing.

**System action:** Examine the system log to determine the reason and the nature of backout failure in CICS, then decide what is to be done to correct the problem. Try to recover or reorganize the affected VSAM data set

manually. Deregister the affected data set in CICS VR RCDS.

**Module:** CICS VR

**Operator response:** None.

**Problem determination:** None.

---

**DWW604I** CICS VR ATTEMPTED TO PERFORM FORWARD RECOVERY OR REORGANIZATION OF VSAM DATA SET BY CICS REQUEST AFTER BACKOUT FAILURE. THE ATTEMPT WAS SUCCESSFUL, BUT THE DATA SET IS LEFT UNAVAILABLE TO CICS, AND THE BACKOUT FAILURE STILL REGISTERED IN CICS VR. THE DATA SET NAME IS: *DataSetName*

**Explanation:** An error occurred when attempting to bring the affected data set back online to CICS. The data set is remains unavailable to CICS, and still registered in CICS VR RCDS as 'backout-failed in CICS'.

In the message text:

**DataSetName**

Base name of the affected VSAM data set.

**System action:** The system continues processing.

**System action:** Determine the actual state of the affected data set and make it available to CICS manually. Deregister the affected data set in CICS VR RCDS.

**Module:** CICS VR

**Operator response:** None.

**Problem determination:** None.

---

**DWW604I** CICS VR ATTEMPTED TO PERFORM FORWARD RECOVERY OR REORGANIZATION OF VSAM DATA SET BY CICS REQUEST AFTER BACKOUT FAILURE. THE ATTEMPT WAS SUCCESSFUL. THE DATA SET IS AVAILABLE TO CICS, BUT THE BACKOUT FAILURE STILL REGISTERED IN CICS VR. THE DATA SET NAME IS: *DataSetName*

**Explanation:** An error occurred when attempting to deregister the affected data set. The data set is still registered in CICS VR RCDS as 'backout-failed in CICS'.

In the message text:

**DataSetName**

Base name of the affected VSAM data set.

**System action:** The system continues processing.

**System action:** Deregister the affected data set in CICS VR RCDS manually.

**Module:** CICS VR

**Operator response:** None.

**Problem determination:** None.

---

**DWW605I** VSAM DATA SET IN RLS MODE HAS BEEN MADE UNAVAILABLE AND QUIESCED BY CICS VR REQUEST ATTEMPTING FORWARD RECOVERY OR REORGANIZATION. THE DATA SET NAME IS: *DataSetName*

**Explanation:** VSAM data set in RLS mode has been made unavailable and quiesced by CICS VR request attempting forward recovery or reorganization.

In the message text:

**DataSetName**  
Base name of the affected VSAM data set.

**System action:** The system continues processing.

**System action:** None.

**Module:** CICS VR

**Operator response:** None.

**Problem determination:** None.

---

**DWW605I** VSAM DATA SET IN NON-RLS MODE HAS BEEN MADE UNAVAILABLE WITH ALL CICS FILES CLOSED BY CICS VR REQUEST ATTEMPTING FORWARD RECOVERY OR REORGANIZATION. THE DATA SET NAME IS: *DataSetName*

**Explanation:** The VSAM data set in non-RLS mode has been made unavailable with all CICS files closed by CICS VR request attempting forward recovery or reorganization.

In the message text:

**DataSetName**  
Base name of the affected VSAM data set.

**System action:** The system continues processing.

**System action:** None.

**Module:** CICS VR

**Operator response:** None.

**Problem determination:** None.

---

**DWW605I** VSAM DATA SET HAS BEEN MADE UNAVAILABLE TO CICS AND QUIESCED BY CICS VR REQUEST ATTEMPTING NON-BWO BACKUP. THE DATA SET NAME IS: *DataSetName*

**Explanation:** VSAM data set has been made unavailable to CICS and quiesced by CICS VR request attempting non-BWO backup.

In the message text:

**DataSetName**  
Base name of the affected VSAM data set.

**System action:** The system continues processing.

**System action:** None.

**Module:** CICS VR

**Operator response:** None.

**Problem determination:** None.

---

**DWW606I** VSAM DATA SET IN RLS MODE HAS BEEN UNQUIESCED AND MADE AVAILABLE BY CICS VR REQUEST AFTER SUCCESSFUL FORWARD RECOVERY OR REORGANIZATION. THE DATA SET NAME IS: *DataSetName*

**Explanation:** VSAM data set in RLS mode has been unquiesced, and made available by CICS VR request after successful forward recovery or reorganization. The retry of the failed backout was initiated.

In the message text:

**DataSetName**  
Base name of the affected VSAM data set.

**System action:** The system continues processing.

**System action:** None.

**Module:** CICS VR

**Operator response:** None.

**Problem determination:** None.

---

**DWW606I** VSAM DATA SET IN NON-RLS MODE HAS BEEN MADE AVAILABLE WITH ALL CICS FILES ENABLED BY CICS VR REQUEST AFTER SUCCESSFUL FORWARD RECOVERY OR REORGANIZATION. THE DATA SET NAME IS: *DataSetName*

**Explanation:** VSAM data set in non-RLS mode has been made available with all CICS files enabled by CICS VR request after successful forward recovery or reorganization. The retry of the failed backout was initiated.

In the message text:

**DataSetName**  
Base name of the affected VSAM data set.

**System action:** The system continues processing.

**System action:** None.

**Module:** CICS VR

**Operator response:** None.

**Problem determination:** None.

---

**DWW606I** VSAM DATA SET HAS BEEN MADE AVAILABLE TO CICS AND UNQUIESCED BY CICS VR REQUEST AFTER SUCCESSFUL NON-BWO BACKUP. THE DATA SET NAME IS: *DataSetName*

**Explanation:** VSAM data set has been made available to CICS and unquiesced after successful non-BWO backup.

In the message text:

**DataSetName**

Base name of the affected VSAM data set.

**System action:** The system continues processing.

**System action:** None.

**Module:** CICS VR

**Operator response:** None.

**Problem determination:** None.

---

**DWW607I** CICS VR ATTEMPTED TO PERFORM NON-BWO BACKUP OF VSAM DATA SET. THE ATTEMPT WAS NOT SUCCESSFUL. THE DATA SET IS UNAVAILABLE TO CICS. THE DATA SET NAME IS: *DataSetName*

**Explanation:** The affected data set has been made unavailable to CICS by CICS VR request when preparing the backup.

In the message text:

**DataSetName**

Base name of the affected VSAM data set.

**System action:** The system continues processing.

**System action:** Determine the actual state of the affected data set and make it available to CICS manually.

**Module:** CICS VR

**Operator response:** None.

**Problem determination:** None.

---

**DWW607I** CICS VR ATTEMPTED TO PERFORM NON-BWO BACKUP OF A VSAM DATA SET. DATA SET NAME NOT FOUND IN CICS. THE DATA SET NAME IS: *DataSetName*

**Explanation:** CICS VR attempted to take the data set offline from CICS preparing for backup, but the data set name was not found in CICS. The backup process continues.

In the message text:

**DataSetName**

Base name of the affected VSAM data set.

**System action:** The system continues processing.

**System action:** None.

**Module:** CICS VR

**Operator response:** None.

**Problem determination:** None.

---

**DWW607I** CICS VR ATTEMPTED TO PERFORM NON-BWO BACKUP OF VSAM DATA SET. THE ATTEMPT WAS NOT SUCCESSFUL. THE STATE OF THE DATA SET IN CICS WAS NOT CHANGED. THE DATA SET NAME IS: *DataSetName*

**Explanation:** CICS VR attempted to perform a non-BWO backup of a VSAM data set, but the attempt was not successful. The state of the data set in CICS was not changed.

In the message text:

**DataSetName**

Base name of the affected VSAM data set.

**System action:** The system continues processing.

**System action:** Determine the reason for the backup failure, correct the problem and try the backup again.

**Module:** CICS VR

**Operator response:** None.

**Problem determination:** None.

---

**DWW608I** CICS VR ATTEMPTED TO PERFORM NON-BWO BACKUP OF VSAM DATA SET. THE ATTEMPT WAS SUCCESSFUL, BUT THE DATA SET IS LEFT UNAVAILABLE TO CICS. THE DATA SET NAME IS: *DataSetName*

**Explanation:** An error when attempting to bring the affected data set back online to CICS has left the data set unavailable to CICS.

In the message text:

**DataSetName**

Base name of the affected VSAM data set.

**System action:** The system continues processing.

**System action:** Determine the actual state of the affected data set and make it available to CICS manually.

**Module:** CICS VR

**Operator response:** None.



**Problem determination:** None.

---

**DWW608I** CICS VR ATTEMPTED TO PERFORM NON-BWO BACKUP OF VSAM DATA SET. THE ATTEMPT WAS SUCCESSFUL. DATA SET NOT FOUND IN CICS. THE DATA SET NAME IS: *DataSetName*

**Explanation:** After successful completion of the backup, CICS VR attempted to bring the data set back online to CICS, but the data set name was not found in CICS.

In the message text:

**DataSetName**

Base name of the affected VSAM data set.

**System action:** The system continues processing.

**System action:** If the data set name was known in CICS before the backup attempt, determine the reason for the condition and correct the problem, if any.

**Module:** CICS VR

**Operator response:** None.

**Problem determination:** None.

---

**DWW609I** CICS VR XFCBFAIL GLOBAL USER EXIT PROGRAM FAILED. LAST EXEC CICS RESPONSE: *ResponseData*

**Explanation:** An error occurred during the execution of the CICS VR XFCBFAIL global user exit program, processing a backout failure detected by CICS File Control. The GLUE program returns to FC.

In the message text:

**ResponseData**

The data extracted from the EIB fields after execution of last EXEC CICS command: EIBFN, EIBRESP and EIBRESP2.

**System action:** The system continues processing.

**System action:** Try to determine the reason for the error using the CICS response data, and correct the problem if possible. If the error persists, contact the IBM Support Center.

**Module:** CICS VR

**Operator response:** None.

**Problem determination:** None.

---

**DWW610I** CICS VR EXCI LINK TO CICS FAILED. REASON: *ResponseData*

**Explanation:** In the process of CICS VR Automated Forward Recovery or Reorganization of a VSAM data set by CICS request, the CICS VR EXCI client program attempted to call the CICS VR EXCI server program in

CICS region. The EXEC CICS LINK PROGRAM command failed. The recovery or reorganization was terminated.

In the message text:

**ResponseData**

The data extracted from the EXCI return area: resp/resp2/abnd.

**System action:** The system continues processing.

**System action:** Try to determine the reason for the error using the CICS response data, and correct the problem if possible. If the error persists, contact the IBM Support Center.

**Module:** CICS VR

**Operator response:** None.

**Problem determination:** None.

---

**DWW611I** CICS REQUEST FOR FORWARD RECOVERY OF VSAM DATA SET AFTER BACKOUT FAILURE HAS BEEN REGISTERED IN THE CICS VR RCDS. USE CICS VR ISPF DIALOG TO BUILD FORWARD RECOVERY JOB. THE DATA SET NAME IS: *DataSetName*

**Explanation:** An error occurred during a backout attempt by CICS for a VSAM data set. CICS requested automatic forward recovery of the data set by CICS VR. CICS VR has registered the 'backout-failed' data set in RCDS. The automation level is set to not-full (default or selected), so CICS VR ISPF dialog is required.

In the message text:

**DataSetName**

The base name of the affected VSAM data set.

**System action:** The system continues processing.

**User response:** Run CICS VR ISPF dialog to build a Forward Recovery job.

**Module:** CICS VR

**Operator response:** None.

**Problem determination:** None.

---

**DWW611I** CICS REQUEST FOR REORGANIZATION OF VSAM DATA SET AFTER BACKOUT FAILURE HAS BEEN REGISTERED IN THE CICS VR RCDS. USE CICS VR ISPF DIALOG TO BUILD REORGANIZATION JOB. THE DATA SET NAME IS: *DataSetName*

**Explanation:** An error occurred during a backout attempt by CICS for a VSAM data set. CICS requested automatic reorganization of the data set by CICS VR. CICS VR has registered the 'backout-failed' data set in

RCDS. The automation level is set to not-full (default or selected), so CICS VR ISPF dialog is required.

In the message text:

**DataSetName**

The base name of the affected VSAM data set.

**System action:** The system continues processing.

**User response:** Run CICS VR ISPF dialog to build a Reorganization job.

**Module:** CICS VR

**Operator response:** None.

**Problem determination:** None.

**DWW620I CICS VR AUTOMATED FORWARD RECOVERY FOR CICS BACKOUT FAILURES HAS BEEN ENABLED.**

**Explanation:** CICS has satisfied a request from a terminal through CVRE transaction or from a program, to enable the CICS VR supplied Backout Failure Global user exit communicating with CICS VR Automated Forward Recovery.

**System action:** If request was issued from user program, the return code is set to ENBLOK and reason code is set to all blanks. The system continues processing. The message is sent to CSMT and the terminal if driven by the CVRE transaction.

**Operator response:** None.

**Source:** DWWEFCBF

**DWW621I CICS VR AUTOMATED FORWARD RECOVERY FOR CICS BACKOUT FAILURES ALREADY ENABLED. THE ENABLE REQUEST REJECTED.**

**Explanation:** CICS tried to satisfy a request from a terminal through a CVRE transaction or from a program, to enable the CICS VR supplied Backout Failure Global user exit to communicate with CICS VR Automated Forward Recovery, but found that the exit program was already enabled.

**System action:** The request is not executed. If request was issued from user program, the return and reason codes are set to ENBLFAIL and ALRDYENA values correspondingly. The system continues processing. The message is sent to CSMT and the terminal if driven by the CVRE transaction.

**Operator response:** None.

**Source:** DWWEFCBF

**DWW622I AN ATTEMPT TO ENABLE CICS VR AFR FOR CICS BACKOUT FAILURES FAILED. THE EXIT PROGRAM COULD NOT BE LOADED.**

**Explanation:** CICS tried to satisfy a request from a terminal through a CVRE transaction or from a program, to enable the CICS VR supplied Backout Failure Global user exit to communicate with CICS VR Automated Forward Recovery, but the exit program DWWXFCBF is not defined to CICS.

**System action:** The request was not executed. If the request was issued from a user program, the return and reason codes are set to ENBLFAIL and NOTDEF values correspondingly. The system continues processing. The message is sent to CSMT and the terminal if driven by the CVRE transaction.

**User response:** Ensure that the CICS VR supplied CSD group DWWCICVR is installed. Define and enable exit program in CICS resources.

**Source:** DWWEFCBF

**DWW622I AN ATTEMPT TO ENABLE CICS VR AFR FOR CICS BACKOUT FAILED. THE REQUEST IS NOT AUTHORIZED.**

**Explanation:** CICS tried to satisfy a request from a terminal through a CVRE transaction or from a program, to enable the CICS VR supplied Backout Failure Global user exit to communicate with CICS VR Automated Forward Recovery, but there is insufficient authorization to issue the EXEC CICS ENABLE command.

**System action:** The request has not been run. If the request was issued from a user program, the return and reason codes are set to ENBLFAIL and NOTAUTH values correspondingly. The system continues processing. The message is sent to CSMT and the terminal if driven by the CVRE transaction.

**User response:** Contact your system administrator to check authorization parameters.

**Source:** DWWEFCBF

**DWW622I AN ATTEMPT TO ENABLE CICS VR AFR FOR CICS BACKOUT FAILURES FAILED DUE TO AN UNEXPECTED ERROR.**

**Explanation:** CICS tried to satisfy a request from a terminal through CVRE transaction or from a program, to enable the CICS VR supplied Backout Failure Global user exit to communicate with CICS VR Automated Forward Recovery, but an unexpected error occurred.

**System action:** The request was not executed. If the request was issued from a user program, the return and reason codes are set to ENBLFAIL and UNKNERR values correspondingly. The system continues

processing. The message is sent to CSMT and the terminal if driven by the CVRE transaction.

**User response:** Contact your local IBM Support Center.

**Source:** DWWFCBF

**DWW623I CICS HAS INITIATED A STARTUP OF CICS VR SERVER.**

**Explanation:** In the process of enabling the CICS VR Automated Forward Recovery for CICS backout failures, CICS detected that the CICS VR server was inactive and has initiated startup of the server.

**System action:** The system continues processing. The message is sent to CSMT and the terminal if driven by the CVRE transaction.

**User response:** None.

**Source:** DWWFCBF, DWSFCBF

**DWW625I CICS VR AUTOMATED FORWARD RECOVERY FOR CICS BACKOUT FAILURES HAS BEEN DISABLED.**

**Explanation:** CICS has satisfied a request from a terminal through a CVRD transaction or from a program, to disable the CICS VR supplied Backout Failure Global user exit communicating with CICS VR Automated Forward Recovery.

**System action:** If request was issued from user program, the return code is set to *DSBLOK* and reason code is set to all blanks. The system continues processing. The message is sent to CSMT and the terminal if driven by the CVRD transaction.

**Operator response:** None.

**Source:** DWWDFCBF

**DWW625I CICS VR AUTOMATED FORWARD RECOVERY FOR CICS BACKOUT FAILURES HAS BEEN STOPPED. THE BF EXIT ABENDED.**

**Explanation:**

**System action:**

**Operator response:**

**Source:** DWWDFCBF

**DWW626I CICS VR AUTOMATED FORWARD RECOVERY FOR CICS BACKOUT FAILURES ALREADY DISABLED. THE DISABLE REQUEST REJECTED.**

**Explanation:** CICS tried to satisfy a request from a terminal through a CVRD transaction or from a program, to disable the CICS VR supplied Backout Failure Global user exit from communicating with CICS

VR Automated Forward Recovery, but found that the exit program was already disabled.

**System action:** The request was not executed. If the request was issued from a user program, the return and reason codes are set to *DSBLFAIL* and *ALRDYDIS* values correspondingly. The system continues processing. The message is sent to CSMT and the terminal if driven by the CVRD transaction.

**User response:** None.

**Source:** DWWDFCBF

**DWW627I AN ATTEMPT TO DISABLE CICS VR AFR FOR CICS BACKOUT FAILURES FAILED. THE EXIT PROGRAM COULD NOT BE ACCESSED.**

**Explanation:** CICS tried to satisfy a request from a terminal through a CVRD transaction or from a program, to disable the CICS VR supplied Backout Failure Global user exit communicating with CICS VR Automated Forward Recovery, but exit program was not defined in CICS resources or disabled.

**System action:** The request was not executed. If the request was issued from a user program, the return and reason codes are set to *DSBLFAIL* and *NOTDEF* values correspondingly. The system continues processing. The message is sent to CSMT and the terminal if driven by the CVRD transaction.

**User response:** Define and enable exit program in CICS resources.

**Source:** DWWDFCBF

**DWW627I AN ATTEMPT TO DISABLE CICS VR AFR FOR CICS BACKOUT FAILURES FAILED. THE REQUEST IS NOT AUTHORIZED.**

**Explanation:** CICS tried to satisfy a request from a terminal through a CVRD transaction or from a program, to disable the CICS VR supplied Backout Failure Global user exit communicating with CICS VR Automated Forward Recovery, but the authorization level is insufficient.

**System action:** The request has not run. If the request was issued from a user program, the return and reason codes are set to *DSBLFAIL* and *NOTAUTH* values correspondingly. The system continues processing. The message is sent to CSMT and the terminal if driven by the CVRD transaction.

**User response:** Contact your system administrator to check the authorization parameters.

**Source:** DWWDFCBF

---

**DWW627I** AN ATTEMPT TO DISABLE CICS VR AFR FOR CICS BACKOUT FAILURES FAILED DUE TO UNEXPECTED ERROR.

**Explanation:**

**System action:**

**Operator response:**

**Source:** DWWDFCBF

---

**DWW821I** *date time* THE SYSTEM LOGGER RETURNED AN ERROR DURING IXGCONN CONNECT FOR LOG STREAM *logstream*. SOME DATA PREVIOUSLY WRITTEN TO THIS LOG STREAM HAS BEEN LOST. SYSTEM LOGGER RETURN CODE *rc* REASON CODE *rsnc*

**Explanation:** CICS VR has detected an error while attempting to access a log stream. Some of the data written to this log stream has been permanently lost.

In the message text:

*date* The current date.

*time* The current time.

*logstream*  
The name of the log stream.

*rc* The system logger return code.

*rsnc* The system logger reason code.

**System action:** The log stream is made unavailable on this system.

**Operator response:** Take new backups of all the data sets that use this log stream as soon as possible to eliminate the need to use the log stream for forward recovery. Delete the log stream and redefine it as a forward recovery log stream.

Use the system logger return and reason codes to further diagnose the problem. The system logger return and reason codes are defined in the *z/OS MVS Programming: Authorized Assembler Services Reference EDT-IXG* under the IXGCONN macro topic.

---

**DWW823I** *date time* THE SYSTEM LOGGER RETURNED AN ERROR DURING IXGCONN CONNECT FOR LOG STREAM *logstream*. CICS VR BATCH LOGGER ATTEMPTED TO CONNECT TO A LOG STREAM MODEL, WHICH IS NOT POSSIBLE. SYSTEM LOGGER RETURN CODE *rc* REASON CODE *rsnc*

**Explanation:** CICS VR has detected an error while attempting to access a log stream. CICS VR attempted to connect to a log stream model, which is not possible.

In the message text:

*date* The current date.

*time* The current time.

*logstream*  
The name of the log stream.

*rc* The system logger return code.

*rsnc* The system logger reason code.

**System action:** For a general log (for example; a forward recovery log stream), CICS VR will make the log stream locally unavailable. This causes the log stream to be inaccessible from the current system.

**Operator response:** Use the system logger return and reason codes to further diagnose the problem. For more information, see the IXGCONN macro in the *z/OS MVS Programming: Authorized Assembler Services Reference EDT-IXG*.

It is possible that the data set has been defined with the wrong log stream name or that the log stream has been defined incorrectly to have the MODEL(YES) attribute.

---

**DWW829I** *date time* A SEVERE ERROR (CODE X'code') HAS OCCURRED IN MODULE *modname*

**Explanation:** An error has been detected in module *modname*. The code X'code' is the exception trace point ID that uniquely identifies what the error is and where the error was detected.

In the message text:

*date* The current date.

*time* The current time.

*code* Trace point ID.

*modname*  
CICS VR module that experienced the error.

**System action:** A system dump is taken. CICS VR continues processing. If appropriate, an error return code is sent to the caller.

**Operator response:** This indicates a possible error in the CICS VR code. The severity of its impact depends on the importance of the function being executed at the time of the error.

CICS VR might not have been terminated. If the message occurs once and module *modname* is not crucial to the running of your system, you might decide to continue and bring CICS VR down at a convenient time to resolve the problem.

If the message recurs or if you cannot continue without the full use of module *modname*, you should disable CICS VR.

If you need further assistance to resolve this problem, contact the IBM Support Center.



---

**DWW838I**    *date time* **A TEMPORARY ERROR CONDITION OCCURRED DURING SYSTEM LOGGER OPERATION {IXGCONN | IXGWRITE | IXGBRWSE | IXGDELETE} {CONNECT | DISCONNECT | START | READCURSOR | READBLOCK | END | ALL | RANGE} FOR LOG STREAM *logstream*. SYSTEM LOGGER RETURN CODE *rc* REASON CODE *rsnc***

**Explanation:** CICS VR called the system logger to access a log, which returned a temporary error condition. The system logger operation that returned the error condition is identified in the message. The return and reason codes that are shown are returned by the system logger. These return and reason codes can be interpreted by reviewing the description of errors for the appropriate system logger operation in the z/OS MVS Programming: Assembler Services Reference.

In the message text:

*date*        The current date.

*time*        The current time.

*logstream*  
              The name of the log stream.

*rc*            The system logger return code.

*rsnc*        The system logger reason code.

**System action:** CICS VR automatically tries the operation again every 3 seconds while the temporary error condition persists. This message is issued after every 10 tries after the first or previous issue.

**Operator response:** None. This is a temporary condition.

---

**DWW839I**    *date time* **AN ERROR OCCURRED DURING SYSTEM LOGGER OPERATION {IXGCONN | IXGWRITE | IXGBRWSE | IXGDELETE} {CONNECT | DISCONNECT | START | READCURSOR | READBLOCK | END | ALL | RANGE} FOR FORWARD RECOVERY LOG STREAM *logstream*. SYSTEM LOGGER RETURN CODE *rc* REASON CODE *rsnc***

**Explanation:** CICS VR called the system logger to access a log, which returned an error condition. The system logger operation that returned the error condition is identified in the message, and the return and reason codes shown are those returned by the system logger. This message might be followed by other CICS VR messages.

This situation can occur when CICS VR calls the system logger using an obsolete log stream connection token, when the system logger has been restarted following

either a lock up or a user request. A restart of the system logger implicitly disconnects all connections to it.

In the message text:

*date*        The current date.

*time*        The current time.

*logstream*  
              The name of the log stream.

*rc*            The system logger return code.

*rsnc*        The system logger reason code.

**System action:** The system action depends on the nature of the error returned by the system logger. Other CICS VR messages will follow.

**Operator response:** Use the system logger return and reason codes to diagnose the problem. These return and reason codes can be interpreted by reviewing the description of errors for the appropriate system logger operation in the z/OS MVS Programming: Assembler Services Reference.

---

**DWW840I**    *date time* **THE SYSTEM LOGGER RETURNED AN ALERT DURING OPERATION {IXGCONN CONNECT | IXGWRITE} FOR LOG STREAM *logstream*. THE LOG STREAM {DATA SET DIRECTORY IS FULL | WRITER OFFLOAD TASK IS FAILING | STAGING DATA SET FAILED}. SYSTEM LOGGER RETURN CODE *rc* REASON CODE *rsnc***

**Explanation:** CICS VR detected a warning while attempting to access a log stream. One of the following occurred:

1. The log stream's data set directory is full.
2. The log stream writer offload task is failing.
3. The log stream staging data set failed.

In the message text:

*date*        The current date.

*time*        The current time.

*logstream*  
              The name of the log stream.

*rc*            The system logger return code.

*rsnc*        The system logger reason code.

**System action:** CICS VR continues normal operation until the current data set or structure of the log stream becomes full. When this happens message DWW839I is issued. If the staging data set has failed, CICS VR continues normal operation, but the data written to the log stream structure is not being duplexed. Consequently, if the structure (or coupling facility) fails,



the data cannot be recovered.

**Operator response:** CICS VR continues normal operation until the current data set or structure of the log stream becomes full. When this happens message DWW839I is issued. If the staging data set has failed, CICS VR continues normal operation, but the data written to the log stream structure is not being duplexed. Consequently, if the structure (or coupling facility) fails, the data cannot be recovered. See z/OS MVS Programming: Assembler Services Reference. Then do one of the following:

1. If the log stream's data set directory is full, delete data from the log stream tail before the current data set fills up. You might want to take a copy of the data before deleting it.
2. If the log stream writer offload task is failing, investigate and fix the failing log stream writer offload task (part of the system logger) before the log stream structure in the coupling facility fills up.
3. If the staging data set has failed, IBM recommends that you terminate batch logging as soon as possible. You should investigate and fix the failing log stream, without losing the data.

---

**DWW841I** *date time* **THE SYSTEM LOGGER RETURNED AN ERROR DURING OPERATION {IXGCONN CONNECT | IXGWRITE} FOR LOG STREAM *logstream*. {CICS VR BATCH LOGGER | THE SYSTEM LOGGER} DOES NOT HAVE AUTHORITY {TO PERFORM THIS OPERATION | TO ACCESS THE LOG STREAM STRUCTURE}. SYSTEM LOGGER RETURN CODE *rc* REASON CODE *rsnc***

**Explanation:** CICS VR detected an error while attempting to access a log stream. Either CICS VR has not been defined to the system logger with the authority to perform this operation using the userid of the CICS VR address space or the system logger does not have authority to access the log stream structure.

In the message text:

*date* The current date.

*time* The current time.

*logstream*  
The name of the log stream.

*rc* The system logger return code.

*rsnc* The system logger reason code.

**System action:** The log stream is made unavailable on this system.

**Operator response:** The return and reason codes shown are those returned by the system logger. These return and reason codes can be interpreted by

reviewing the description of errors for the appropriate system logger operation in the z/OS MVS Programming: Assembler Services Reference. Ensure that CICS VR has authority to access the log stream using the userid of the CICS VR address space or that the system logger address space has authority to access the log stream structure.

---

**DWW842I** *date time* **THE SYSTEM LOGGER RETURNED AN ERROR DURING OPERATION IXGCONN CONNECT FOR LOG STREAM *logstream*. THE LOG STREAM IS BEING DELETED BY ANOTHER PROGRAM. SYSTEM LOGGER RETURN CODE *rc* REASON CODE *rsnc***

**Explanation:** CICS VR detected an error while attempting to access a log stream. The log stream is being deleted by a request from another program and CICS VR cannot connect to it until this program has finished.

In the message text:

*date* The current date.

*time* The current time.

*logstream*  
The name of the log stream.

*rc* The system logger return code.

*rsnc* The system logger reason code.

**System action:** The log stream is made unavailable on this system.

**Operator response:** The return and reason codes shown are those returned by the system logger. These return and reason codes can be interpreted by reviewing the description of errors for the appropriate system logger operation in the z/OS MVS Programming: Assembler Services Guide . You will need to understand why another program was deleting the log stream and prevent such a conflict from occurring in the future.

---

**DWW843I** *date time* **THE SYSTEM LOGGER RETURNED AN ERROR DURING OPERATION IXGCONN CONNECT FOR LOG STREAM *logstream*. THE MAXIMUM NUMBER OF LOG STREAM CONNECTIONS THAT SYSTEM LOGGER CAN SUPPORT HAS BEEN REACHED. SYSTEM LOGGER RETURN CODE *rc* REASON CODE *rsnc***

**Explanation:** CICS VR detected an error while attempting to access a log stream. The maximum number of log stream connections that the system logger can support has been reached.

In the message text:

*date* The current date.

*time* The current time.

*logstream*  
The name of the log stream.

*rc* The system logger return code.

*rsnc* The system logger reason code.

**System action:** The log stream is made unavailable on this system.

**Operator response:** The return and reason codes shown are those returned by the system logger. These return and reason codes can be interpreted by reviewing the description of errors for the appropriate system logger operation in the *z/OS MVS Programming: Assembler Services Guide*. You should investigate your usage of log streams within the sysplex with a view to reducing the number of log streams that need to be connected concurrently.

---

**DWW844I** *date time* THE SYSTEM LOGGER RETURNED AN ERROR DURING OPERATION IXGCONN CONNECT FOR LOG STREAM *logstream* THE SYSTEM LOGGER FAILED TO FIND A SUITABLE COUPLING FACILITY FOR THE LOG STREAM STRUCTURE. SYSTEM LOGGER RETURN CODE *rc* REASON CODE *rsnc*

**Explanation:** CICS VR detected an error while attempting to access a log stream. The system logger failed to find a suitable coupling facility for the log stream structure.

In the message text:

*date* The current date.

*time* The current time.

*logstream*  
The name of the log stream.

*rc* The system logger return code.

*rsnc* The system logger reason code.

**System action:** A trace entry is written. CICS VR returns non-zero return and reason codes to the caller.

**Operator response:** See any messages issued subsequently and the *z/OS MVS Programming: Assembler Services Guide* for guidance. Use the system logger return and reason codes to diagnose the problem. You should investigate your usage of the coupling facility resource within the sysplex.

---

**DWW850I** *date time* THE SYSTEM LOGGER RETURNED AN ERROR DURING OPERATION IXGCONN CONNECT FOR LOG STREAM *logstream*. THE LOG STREAM IS A DASD-ONLY LOG WHICH IS CONNECTED ON ANOTHER SYSTEM. SYSTEM LOGGER RETURN CODE *rc* REASON CODE *rsnc*

**Explanation:** CICS VR detected an error while attempting to access a DASD-only log stream. The system logger reported that the log stream is connected on another system. DASD-only log streams might only be connected on one system.

In the message text:

*date* The current date.

*time* The current time.

*logstream*  
The name of the log stream.

*rc* The system logger return code.

*rsnc* The system logger reason code.

**System action:** The log stream is made unavailable on this system.

**Operator response:** The return and reason codes shown are those returned by the system logger. These return and reason codes can be interpreted by reviewing the description of errors for the appropriate system logger operation in the *z/OS MVS Programming: Assembler Services Guide*. You should investigate your usage of the log stream in question.

---

**DWW851I** *date time* THE SYSTEM LOGGER RETURNED AN ERROR DURING OPERATION IXGCONN CONNECT FOR LOG STREAM *logstream*. THE LOG STREAM IS A DASD-ONLY LOG WHICH IS NOT SUPPORTED BY THE CURRENT LEVEL OF SYSTEM LOGGER. SYSTEM LOGGER RETURN CODE *rc* REASON CODE *rsnc*

**Explanation:** CICS VR detected an error while attempting to connect to a DASD-only log stream. The system logger reported that DASD-only logs are not supported on this system.

In the message text:

*date* The current date.

*time* The current time.

*logstream*  
The name of the log stream.

*rc* The system logger return code.

*rsnc* The system logger reason code.

**System action:** The log stream is unavailable on this system.

**Operator response:** The return and reason codes shown are those returned by the system logger. These return and reason codes can be interpreted by reviewing the description of errors for the appropriate system logger operation in the *z/OS MVS Programming: Assembler Services Guide*.

---

**DWW999I CICS VR ZZVALUE SERVICE REQUEST IS REJECTED. error**

**Explanation:** CICS VR detected an invalid ZZVALUE parameter string or the ZZVALUE parameter string contains a non-applicable control ZZVALUE (ZZVALUE command). The invalid ZZVALUE parameter string or non-applicable control ZZVALUE (ZZVALUE command) is ignored.

In the message text:

*error*                      The error description.

The following is the list of possible errors:

**INVALID ZZVALUE PARAMETER STRING.**

An invalid ZZVALUE parameter string detected.

**ZZVALUE TABLE IS EMPTY.**

A START ZZVALUE command detected when the ZZVALUE table is empty.

**DIAGNOSTIC SESSION IS ACTIVE.**

A START ZZVALUE command detected when a diagnostic session is active.

**DIAGNOSTIC SESSION IS NOT ACTIVE.**

A STOP ZZVALUE command detected when a diagnostic session is not active.

**UNEXPECTED ERROR.**

An unexpected error occurred.

**System action:** The system continues processing.

**Operator response:** Correct the CICS VR\_ZZVALUE\_PARM parameter in the active IGDSMSxx member of SYS1.PARMLIB or reissue (if required) the SETSMS CICS VR\_ZZVALUE\_PARM operator command with a valid ZZVALUE parameter string or an applicable control ZZVALUE (ZZVALUE command).

---

**DWW999I CICS VR ZZVALUE SERVICE REQUEST IS ACCEPTED.**

**Explanation:**

<i>state</i>	
<i>name</i>	<i>value</i>
...	
<i>name</i>	<i>value</i>

**Explanation:** CICS VR detected a valid ZZVALUE parameter string. The valid ZZVALUE parameter string is decoded and an extracted diagnostic or control ZZVALUE (if any) is used properly. That is, the diagnostic ZZVALUE is used to update the ZZVALUE table, the control ZZVALUE (ZZVALUE command) is executed immediately.

In the message text:

<i>state</i>	The state description.
<i>name</i>	The name of the diagnostic ZZVALUE.
<i>value</i>	The value of the diagnostic ZZVALUE.

The following is the list of possible states:

**BLANK ZZVALUE PARAMETER STRING.**

A blank ZZVALUE parameter string detected.

**ZZVALUE TABLE UPDATED.**

A diagnostic ZZVALUE detected. The ZZVALUE table is updated properly. When the ZZVALUE table becomes empty, an active diagnostic session (if any) is stopped (STOP ZZVALUE command is executed implicitly).

**ZZVALUE TABLE NOT CHANGED.**

A diagnostic ZZVALUE with null or same value detected. The ZZVALUE table is not changed.

**ZZVALUE TABLE CLEARED.**

A CLEAR ZZVALUE command detected. The ZZVALUE table is cleared. An active diagnostic session (if any) is stopped (STOP ZZVALUE command is executed implicitly).

**DIAGNOSTIC SESSION IS ACTIVE - ZZVALUE TABLE:**

A DISPLAY ZZVALUE command detected when a diagnostic session is active. All active entries of the ZZVALUE table are displayed.

**DIAGNOSTIC SESSION IS NOT ACTIVE - ZZVALUE TABLE:**

A DISPLAY ZZVALUE command detected when a diagnostic session is not active and the ZZVALUE table is not empty. All active entries of the ZZVALUE table are displayed.

**DIAGNOSTIC SESSION IS NOT ACTIVE - ZZVALUE TABLE IS EMPTY.**

A DISPLAY ZZVALUE command detected when a diagnostic session is not active and the ZZVALUE table is empty.

**DIAGNOSTIC SESSION STARTED AND IS ACTIVE NOW.**

A START ZZVALUE command detected or executed implicitly. A diagnostic session started and it is active now.

**DIAGNOSTIC SESSION STOPPED AND IS NOT ACTIVE NOW.**

A STOP ZZVALUE command detected or

executed implicitly. A diagnostic session stopped and it is not active now.

#### DIAGNOSTIC MESSAGE AND DUMP DATA FLUSHED.

A FLUSH ZZVALUE command detected.  
Contents of the diagnostic message (DWWDMSG) data set and the diagnostic dump (DWWDUMP) data set flushed.

#### DIAGNOSTIC MESSAGE AND DUMP DATA RESET.

A RESET ZZVALUE command detected.  
Contents of the diagnostic message (DWWDMSG) data set and the diagnostic dump (DWWDUMP) data set reset.

#### DIAGNOSTIC MESSAGE DATA FLUSHED.

A FDMSG ZZVALUE command detected.  
Contents of the diagnostic message (DWWDMSG) data set flushed.

#### DIAGNOSTIC MESSAGE DATA RESET.

A RDMSG ZZVALUE command detected.  
Contents of the diagnostic message (DWWDMSG) data set reset.

#### DIAGNOSTIC DUMP DATA FLUSHED.

A FDUMP ZZVALUE command detected.  
Contents of the diagnostic dump (DWWDUMP) data set flushed.

#### DIAGNOSTIC DUMP DATA RESET.

A RDUMP ZZVALUE command detected.

Contents of the diagnostic dump (DWWDUMP) data set reset.

#### MESSAGE DATA FLUSHED.

A FLUSHMSG ZZVALUE command detected.  
Contents of the message (DWWMMSG) data set flushed.

#### MESSAGE DATA RESET.

A RESETMSG ZZVALUE command detected.  
Contents of the message (DWWMMSG) data set reset.

#### MESSAGE AND DIAGNOSTIC DATA FLUSHED.

A FLUSHALL ZZVALUE command detected.  
Contents of the message (DWWMMSG) data set, the diagnostic message (DWWDMSG) data set, and the diagnostic dump (DWWDUMP) data set flushed.

#### MESSAGE AND DIAGNOSTIC DATA RESET.

A RESETALL ZZVALUE command detected.  
Contents of the message (DWWMMSG) data set, the diagnostic message (DWWDMSG) data set, and the diagnostic dump (DWWDUMP) data set reset.

#### NONE ZZVALUE PARAMETER STRING

A none ZZVALUE parameter string detected.

**System action:** The system continues processing.

**Operator response:** None.

## CICS VR return codes and reason codes in non-CICS VR messages

Tables of reason and return codes.

**ADR927E** (ttt)-mmmmm(yy), CICS VRBACKUP FAILED FOR DATA SET dsname, REASON = reason\_code

Table 3. Reason codes in the ADR927E message

Reason code	Description
60929 or X'EE01'	CICS VR server address space is not available.
X'71313E03'	The user is not authorised to perform the function.
any other	CICS VR backup notification failure. Contact your IBM support center.

**IEC161I** 002(retcode rsncode probdet1 probdet2)--004, job name, step name, ddname,,, dsname, catalog name

Table 4. Return codes and reason codes in non-CICS VR messages

Return code	Reason code	Problem determination	Description
X'14'	X'EE01'	0	CICS VR server address space is not available.
X'14'	X'EE10'	0	System level is too low for the current level of CICS VR.

Table 4. Return codes and reason codes in non-CICS VR messages (continued)

Return code	Reason code	Problem determination	Description
X'14'	X'EEBE'	0	Current level of CICS VR is less than V4R2: Extended Addressability ESDS not supported.
X'14'	X'EEBF'	0	Current level of CICS VR is less than V3R3: Batch logging not supported.
X'24'	X'5309'	rc and rsn from CICSVR server address space	Replication log conflicts with UNDO log
X'24'	X'53C0'	rc and rsn from IGWFTOKM	Unsuccessful return from DFSMSdfp IGWFTOKM macro. Contact your IBM Support Center.
X'24'	X'53C2'	rc and rsn from IGWFTOKM	Unsuccessful return from DFSMSdfp IGWFTOKM macro. Contact your IBM Support Center.
X'24'	X'53C3'	0	See message DWW251I.
X'24'	X'53C6'	0	See message DWW2661
X'24'	X'53C9'	0	See message DWW251I.
X'24'	X'53CA'	0	See message DWW2661



Table 4. Return codes and reason codes in non-CICS VR messages (continued)

Return code	Reason code	Problem determination	Description
X'24'	X'53CB'	rc and rsrn from CICS VR server address space:	See message DWW252I for general information
		X'8' X'71313E03'	The user is not authorized to perform the function.
		X'8' X'71725301'	Undo connect failure. The log stream ID for the sphere might be incorrect. See the DWW280I system log message for more information.
		X'8' X'71725311'	Redo connect failure. The log stream ID for the sphere might be incorrect. See the DWW280I system log message for more information.
		X'8' X'71725319'	Duplicate sphere failure. The sphere is being logged in another job. See the DWW280I system log message for more information.
		X'8' X'71725323'	Multiple UNDOLOG definition conflict for UserID and JOBNAME. See the DWW280I system log message for more information.
		X'8' X'71725324'	Multiple UNDOLOG definition conflict for HLQ. See the DWW280I system log message for more information
		X'8' X'71725372'	Duplicate sphere failure (when real DD mode is on). The sphere with the same DD name is being logged. See the system log messages for more information. The DWW280I message of this code is always followed by another DWW280I message with the same code. The first DWW280I message contains the failing job name, step and data set name; the second message includes the information on the job where the sphere with the same DD name is being logged: name, step, and DD name (in the SPHERE message field).
		X'10' X'71725325'	If SMS level is 1.8 or earlier, APAR OA16228 is not applied.
		X'8' or higher X'7172xxxx'	All other errors are CICS VR server internal. Please contact the IBM support center.
X'24'	X'53CC'	0	See message DWW253I.
X'24'	X'53CD'	0	See message DWW253I.

Table 4. Return codes and reason codes in non-CICS VR messages (continued)

Return code	Reason code	Problem determination	Description
X'24'	X'53CE'	0	See message DWW254I.
X'24'	X'53DB'	0	See message DWW266I
X'24'	X'53DC'	0	See message DWW266I

---

## Service diagnostic messages

The following messages are CICS VR service diagnostic messages for use by IBM field support personnel.

DWW1709S  
DWW1710E  
DWW1711E  
DWW1712E  
DWW1713S  
DWW1714S  
DWW1715S

---

## Abend codes

This section explains the CICS VR abend codes, and provides instructions for you to successfully complete the recovery of your CICS VSAM data. Each abend code is explained using the following format.

This format is used to describe each ABEND code:

- Abend code
- Explanation
- User response

An explanation of these fields follows.

**3nnn:** The ABEND code number.

**Explanation:**

What the abend code means, and why CICS VR has stopped.

**User Response:**

The recommended action.

Abend codes are listed sequentially.

---

### 3000

**Explanation:** CICS VR failed to load a module.

**User response:** Verify:

- Both the load library and the JCL. Ensure that the REGION parameter is large enough to hold another module.
- That there is no I/O error on the load library.

Resolve the problem and rerun CICS VR.

---

### 3001

**Explanation:** CICS VR failed to get more storage.

**User response:** Increase the size specified in the REGION parameter.

---

### 3002

**Explanation:** An attempt is made to back out a VSAM entry sequenced data set (ESDS) record, but the original record could not be found. The logical delete is prevented.

**User response:** You might need to manually alter the contents of the VSAM ESDS.

---

### 3005

**Explanation:** CICS VR could not open DWWMSG.

**User response:** Look at the console log to find out the cause of the open failure and take the proper action.

---

### 3007

**Explanation:** A CICS VR procedure failed to allocate a work area for a control statement.

**User response:** Increase the size specified in the REGION parameter and rerun CICS VR.

---

### 3010

**Explanation:** There is a problem with the recovery control data set (RCDS).

**User response:** Examine the contents of the DWWMSG data set for more information.

---

### 3011

**Explanation:** A CICS VR subtask terminated unexpectedly.

**User response:** Examine DWWMSG and the system messages for the reason.

---

### 3031

**Explanation:** While backward processing the log block, the next record is calculated to reside outside the current block, or the last two bytes of the record descriptor word (RDW) are not zero.

**User response:** Dump the log using a utility such as DWWJUP. Examine the faulty block, correct it, and rerun CICS VR.

For information about the CICS DWWJUP utility, see *CICS VSAM Recovery Implementation Guide and Reference*, Section "PRINT: print information about records logged on an MVS log."

---

### 3032

**Explanation:** While backward processing the log, the length of the next block does not match the data control block (DCB) information, or the last two bytes of the block descriptor word (BDW) are not zero.

**User response:** Dump the log using a utility such as DWWJUP. Examine the faulty block, correct it, and rerun CICS VR.

For information about the CICS DWWJUP utility, see *CICS VSAM Recovery Implementation Guide and Reference*,

Section "PRINT: print information about records logged on an MVS log."

---

### 3033

**Explanation:** While forward processing the log, the length of the next block does not match the DCB information, or the last two bytes of the block descriptor word (BDW) are not zero.

**User response:** Dump the log using a utility such as DWWJUP. Examine the faulty block, correct it, and rerun CICS VR.

For information about the CICS DWWJUP utility, see *CICS VSAM Recovery Implementation Guide and Reference*, Section "PRINT: print information about records logged on an MVS log."

---

### 3999

**Explanation:** A program control error occurred. Message DWW0000 provides the name of the erroneous module and the reason for the exit.

If CICS VR VSAM batch logging was used, then no logging occurred for the sphere. Operator messages DWW251I-DWW262I, or DWW266I indicate the reason for the termination.

**User response:** If you used a CICS VR exit, verify that it did not cause the error. Follow the problem determination procedures described in this document.

If CICS VR VSAM batch redo logging was enabled and your batch job received a 3999 condition code, see operator messages DWW251I-DWW262I, or DWW266I for more information on the reason for the termination. Take a backup of the sphere to ensure recoverability. See *CICS VR Implementation Guide and Reference* for information on how to set up your batch jobs to automatically take a backup when a 3999 condition code is received.

---

## Chapter 2. Understanding IBM program support

The IBM Customer Engineering Program Support structure helps you resolve problems with IBM products, and ensures that you can make the best use of your IBM computing systems.

Program support, provided by the IBM Support Center and the change team, is available to all licensed users of IBM licensed programs. Read these topics so that you understand how to work with the IBM Support Center before you begin to document your problem.

Read these topics so that you understand how to work with the IBM Support Center before you begin to document your problem.

---

### Dealing with the IBM Support Center

Before you contact your local IBM Support Center, ensure that the problem is appropriate for the Support Center.

Do not worry if you cannot be sure that the problem is caused by CICS VR itself. How sure you are depends on the complexity of your organization, the experience and skill levels of your staff, and the symptoms that you are experiencing.

Many errors reported to the Support Center turn out to be user errors, errors that cannot be reproduced, or errors that are dealt with by other parts of IBM Service, such as Hardware Customer Engineering or Systems Engineering. User errors are mainly caused by mistakes in setting up or using systems. The relationships between the customer, the staff at the IBM Support Center, and the change team are illustrated in this figure:

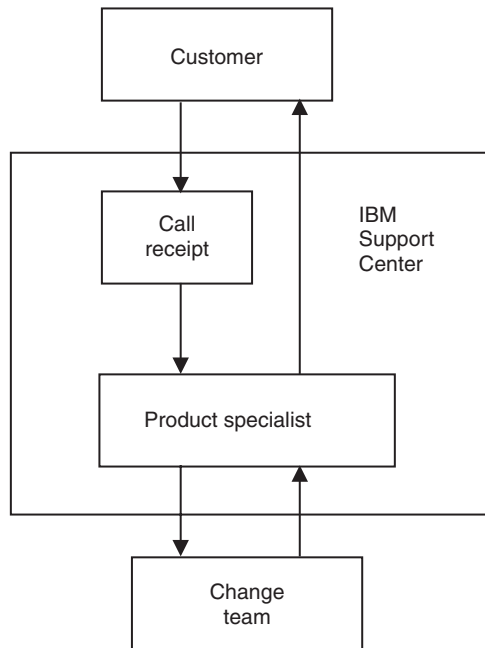


Figure 1. IBM's program support structure

---

## Supplying information to the IBM Support Center

Your first contact with the IBM Support Center is with the call-receipt operator, who takes initial details and routes your call to the appropriate support group. You are then contacted by a Support Center representative who investigates your problem further.

You must tell the Support Center as much as possible about your problem, so have the information ready before making your first call. Write the information on a problem description worksheet. A sample worksheet is in "Problem description worksheet" on page 175.

The advantages of using a problem description sheet are as follows:

- You communicate with the IBM Support Center by telephone. With all your findings documented on a worksheet, you are better prepared to respond to the questions that you might be asked.
- You can maintain an in-house tracking system to record and document all problems. You can use this information for planning, organizing, communicating, and establishing priorities for controlling and resolving these problems.

When you contact the Support Center, tell the operator the name of your organization and your access code or customer number. Your access code or customer number is a unique code authorizing you to use IBM Software Services. You must give this code each time you contact the Support Center. Using this information, the operator locates your customer profile, which contains your address, contact names, telephone numbers, and details of the IBM products at your organization.



The Support Center operator asks you if this is a new problem or a further call on an existing one. If it is new, you are assigned a unique incident number. A problem management record (PMR) is opened in the Remote Technical Assistance Information Network (RETAIN<sup>®</sup>) database, where all activity associated with your problem is recorded. The problem remains open until it is resolved.

Make a note of the incident number on your problem description worksheet and quote the incident number in all future calls connected with this problem.

If the problem is new to your organization, the operator asks you for the source of the problem in your system software; that is, the program that seems to be the cause of the problem. Because you are using this information, it is likely that you have already identified CICS VR as the problem source. You must also give the CICS VR version, release, and relevant program update tape (PUT) numbers.

You must assign a severity level for the problem. Severity levels can be 1, 2, or 3:

*Table 5. Severity levels—program update tape (PUT)*

Security Level	Description
1	Unable to use CICS VR, resulting in a critical condition that needs immediate attention.
2	Able to use CICS VR, but operation is severely restricted.
3	Able to use CICS VR, with limited functions, but the problem is not critical to your entire operation.

The call-receipt operator asks you for a brief description of the problem, and prompts you for keywords associated with the problem.

- ABEND
- ABENDU
- DOC
- INCORROUT
- LOOP
- MSG
- PERFM
- WAIT

The keywords correspond to the problem classification types shown in Chapter 3, “Problem determination procedures,” on page 161. Strings containing other keywords are also useful. These are not predefined, and might include these items:

- A message number
- An abnormal end (abend) code
- Parameters associated with the problem
- A CICS VR command

The keywords are used as search arguments on the RETAIN database, to see if your problem is known and already the subject of an authorized program analysis report (APAR).

You are not asked for more information at this stage, but keep all the information relevant to the problem, including logs, dumps, and traces.

---

## Processing your problem

The way your problem is later processed depends on the type of problem. The representative who deals with your problem provides guidance on what is required from you.

Details of your call are passed, using the RETAIN database, to the appropriate support group. Because your problem is one associated with CICS VR, it is put in a CICS VR queue.

A Support Center representative uses the keywords that you provide to search the RETAIN database. If your problem is already known to IBM, and a fix exists for it, a program temporary fix (PTF) is sent to you.

Tell the representative if these events happened before the problem occurred:

- Changes in software level
- PTFs applied
- Additional features used
- Unusual operator action

You might be asked to give values from a formatted dump or trace table. You might also be asked to perform some special activity; for example, to set a trap or to use trace with a certain type of selectivity, and then to report the results.

You have several follow-up discussions, depending on the complexity of the symptoms and your system environment. In every case, the actions taken by you and the Support Center are entered in the problem management record (PMR). The representative can then be acquainted with the full history of the problem before any follow-up call. If the investigation shows that the problem is already known, and a fix is developed, the fix is sent to you. If the problem is new, an APAR might be submitted. The APAR is dealt with by the CICS VR change team.

---

## Dealing with the change team

You use APARs to communicate a new CICS VR problem to the change team.

When the change team solves the problem, the team can supply you with an APAR fix that solves your problem. Finally, a PTF is produced to replace the module in error, and the APAR is closed.

### The APAR process

An APAR number is allocated, which must accompany all correspondence and documentation that you provide to the change team.

#### About this task

1. A Support Center representative enters your APAR into the RETAIN database. The APAR text contains a description of your problem. If you have found a way to bypass the problem, these details are entered in the APAR. Your name is also entered so that the change team know whom to contact if they need to ask anything about the APAR documentation and supporting material.

When the APAR is entered in RETAIN, you are given an APAR number. Write this number on all the documentation you submit to the change team. This number is always associated with the APAR and its resolution. If a code change is required, this number is associated with the APAR fix.

2. You provide the change team with the necessary documentation. Here is a summary of what you must do:
  - a. Collect the documentation that is required for the APAR. You are given guidance by the representative on precisely what you must send. The documentation that is required varies, depending on the problem area. See “Collecting documentation for the APAR.”
  - b. Package all the documentation and send it to the change team. This procedure is described in “Sending documentation to the change team” on page 160.
  - c. Apply the PTF resulting from the APAR, possibly after testing the fix on your system. See “Obtaining and applying the fix” on page 160.

## Collecting documentation for the APAR

The documentation that you submit for an APAR must include all the material you need to perform problem determination. Some documentation is common to all CICS VR problems, and some is specific to particular types of problems.

Ensure the documentation that you send reflects the problem that you describe. If the problem has ambiguous symptoms, show the sequence of events that lead up to the failure. Tracing is valuable here, but you might be able to provide details that the trace cannot give. Annotate your documentation. Highlight important data in the documentation you send.

If you send too little documentation, or if it is unreadable, the change team will return the APAR marked “insufficient documentation”. Prepare your documentation carefully and send everything that is relevant to the problem.

Here is a list of the documentation and supporting material you might be asked to submit for an APAR. These are guidelines; you must find out from your Support Center representative precisely which documentation to send for your specific problem.

- Details of the JCL and messages from the jobs you ran when you installed CICS VR.
- Details of the data sets used in the failing CICS VR run. Backup copies, from before and after the error, are required to create the problem again.
- A listing of the recovery control data set (RCDS).
- A copy of the RCDS.
- Any dumps that were produced.
- The CICS VR reports.
- CICS VR trace and diagnostic file information.
- A printout of the CICS VR SYSLOG message-log file.
- Details of any IDCAMS messages from the DWWMSG file.
- Information about the route used through the CICS VR ISPF dialog interface, including panel IDs, and the data entered on each panel and secondary window. A printout of the dialog panels and secondary windows involved, including input data, is also useful.
- ISPF diagnostic material.
- A description of the CICS VR maintenance level.
- Details about your other software levels.
- Logs used.

- JCL listings (these might be with the dumps, and are not required to be sent twice).
- Hardware details.
- A list of PTFs and APARs applied. System Modification Program/Extended (SMP/E) provides this information.
- Details of exits.

## **Sending documentation to the change team**

The best way to submit documentation to the Support Center is through a communications link. If you cannot use a link send the documentation in an APAR box, which you can obtain from your local IBM branch office. APAR boxes are easily identified, and they have a panel where you can write tracking information, such as the APAR number.

Place all your documentation in one or more APAR boxes. Ensure that each box is clearly marked. If you include tapes or cartridges, indicate this fact on the outside the box, to lessen the chance of damage to tapes or cartridges. Address the APAR box to the CICS VR change team.

When the change team receives the information, the team makes a note in your APAR record in the RETAIN database. The team then investigates the problem and occasionally asks you to send more documentation.

## **Obtaining and applying the fix**

When the problem is solved, a code is entered in RETAIN to close the APAR, and you might be provided with an APAR fix.

You can ask your Support Center about the progress of your APAR at any time, particularly if it is a high-severity problem. When the change team resolves your problem, the team might want you to test the fix. If you are asked to test the fix, provide feedback. When the change team is confident that the fix is satisfactory, you are notified, and the APAR is closed.

If the solution involves a change to a CICS VR module, and no APAR is yet raised, you might be supplied with a ZAP or a USERMOD.

The change is distributed later as a PTF. If you want a PTF to resolve a specific problem, you can order it explicitly by its PTF number from the Support Center. Otherwise, you can wait for the PTF to be sent on the PUT.

---

## Chapter 3. Problem determination procedures

If you have to contact IBM personnel about a CICS VR problem, you must classify and describe the problem.

The procedures in this topic help you perform the following tasks:

- Classify types of problems
- Collect information about a problem, including diagnostic information
- Complete the CICS VR problem description worksheet
- Report a problem to IBM

These procedures describe how you select keywords and build a symptom string to obtain documentation about the problem. The symptom string and related documentation help you to determine if the problem has occurred previously, or help you to accurately describe the problem if you have to contact IBM service personnel.

Use the information in this topic to record all the facts about the problem on a copy of the worksheet provided in “Problem description worksheet” on page 175.

---

### Classifying a problem

The first step in diagnosis is classifying the type of problem. Symptoms that suggest the presence of a problem can be valuable clues in diagnosing and solving the problem.

### Using keywords to describe a problem

Use keywords to describe all aspects of a problem, from identifying the CICS VR program number to identifying the area of failure. A keyword is a word, acronym, or abbreviation used to describe one aspect of a CICS VR failure. Use the appropriate procedures to document the problem and build a keyword string.

For example, if CICS VR abends with a user abend code, the keyword is ABENDU. Other keywords are also formed to describe particular aspects of the abnormal end, such as the name of the module where the abend occurred. You combine these keywords to form a keyword string like this:

```
5655H9101 R320 ABENDU3005 DWWCMMAI
```

In this example, 5655H9101 is the component ID (5655-H91 is the CICS VR program number), R320 identifies the release number, ABENDU is the type of problem, and 3005 is the abend code. DWWCMMAI is the module where the abend occurred.

The component ID is the first keyword in the string. It identifies the IBM licensed program that failed.

The name of the module where the abend occurred can be found in the DWWDUMP data set, described in “Diagnosis file and user ABEND 3999” on page 182.



## Searching the software support database (RETAIN)

Use the keyword string you create to search the RETAIN database. The database helps you to find out if the problem has already been reported.

If a problem described in the database is similar to yours, a solution is probably available. You can vary your keyword string to widen or narrow the database search.

If you have the Information/Access IBM licensed program, you can use your keyword string to search the RETAIN database for solutions to problems similar to yours. IBM service personnel can help you develop the keyword string and search the database for a similar problem. If the RETAIN database is not available to you, the IBM Support Center will help you in your search.

## Identifying symptoms and selecting keywords

Make a note of all the keywords that describe the symptoms so that you can find the symptoms that most closely match the symptoms you are experiencing.

If your symptoms do not appear in this table, collect the information needed for all problems as described in “Collecting documentation about all problems” on page 174.

*Table 6. Identifying the problem-type keyword from the symptom*

Symptom	Problem-type keyword
<ul style="list-style-type: none"><li>• System abend code.</li><li>• Dump data set contains a formatted dump.</li><li>• CICS VR produces an unexpected return code.</li></ul>	<b>ABEND:</b> See “Abnormal end with a system abend code procedure (ABEND)” on page 171 for help with describing the problem.
<ul style="list-style-type: none"><li>• User abend code.</li></ul>	<b>ABENDU:</b> See “Abnormal end with a user abend code procedure (ABENDU)” on page 172 for help with describing the problem.
<ul style="list-style-type: none"><li>• Unexpected output results, and the problem does not appear to be a loop.</li><li>• Incorrect or incomplete output.</li><li>• CICS VR does not work as specified in the documentation.</li><li>• Output or a message is formatted incorrectly.</li><li>• Output comes from damaged files or from files that are incorrectly set up or updated.</li></ul>	<b>INCORROUT:</b> See “Incorrect output procedure (INCORROUT)” on page 173 for help with describing the problem.
<ul style="list-style-type: none"><li>• A CICS VR function has not completed after an expected period.</li><li>• Heavy processor consumption without any output in DWWPRINT.</li><li>• A message repeats continuously.</li><li>• Part of CICS VR is repeating itself.</li></ul>	<b>LOOP:</b> See “Loop procedure (LOOP)” on page 173 for help with describing the problem.

Table 6. Identifying the problem-type keyword from the symptom (continued)

Symptom	Problem-type keyword
<ul style="list-style-type: none"> <li>• An error message is received.</li> <li>• A message is formatted incorrectly.</li> <li>• The message text does not explain the problem condition.</li> <li>• The message text is incorrect.</li> <li>• A message precedes an abend.</li> <li>• A message describes conditions that do not apply to actual CICS VR operation.</li> <li>• CICS VR issues a CICS VR message (a message with the DWW prefix), but the message is not documented or is not documented correctly.</li> </ul>	<b>MSG:</b> See “Message procedure (MSG)” on page 173 for help with describing the problem.
<ul style="list-style-type: none"> <li>• Processing of CICS VR events or commands (including commands entered from a terminal in session with CICS VR) take a lot of time to complete.</li> <li>• CICS VR performance characteristics do not meet explicitly stated expectations.</li> </ul>	<b>PERFM:</b> See “Performance procedure (PERFM)” on page 174 for help with describing the problem.
<ul style="list-style-type: none"> <li>• CICS VR activity is suspended.</li> </ul>	<b>WAIT:</b> See “Wait procedure (WAIT)” on page 174 for help with describing the problem.

## Collecting information about any problem

Follow these procedures to collect information about any problem and to collect information about an unidentified problem.

Copy the worksheet in “Problem description worksheet” on page 175 and use it to document information related to the problem.

Specify the software and hardware in use when the problem occurred.

### Software

Indicate the version, release, and modification level of these components:

- CICS Transaction Server, or pre CICS TS
- DFSMS/MVS
- ISPF
- JES2 or JES3
- MVS

### Hardware

If your problem is specific to one type of hardware device, supplement the D/T (device type) keyword with the type number of the device and add the supplemented keyword to your keyword string:

**D/T** *xxxx*

*xxxxx* is the type number of the device. Here is an example of a supplemented keyword for a hardware error involving a DASD type 3390:

D/T3390

If you need more information, a Support Center representative can help you to gather it.

## **Collecting information about the failing function**

Select the problem area that best fits the symptoms of your problem from the areas listed: installing, JCL and CICS VR command.

### **Installing CICS VR**

CICS VR could not be installed from the distribution tape using system modification program extended (SMP/E). Write down if the problem occurred during the receive, apply, or accept phase of installation.

### **JCL**

You have problems with the JCL that CICS VR constructs for the recovery job. Print the failing JCL.

### **CICS VR command**

A CICS VR command is involved in the problem. Examine the JCL and command structure that CICS VR produced, record the CICS VR commands and keywords, and add this to your keyword string. For example:

```
BACKOUT  SPHERE(PAYROLL.BASE)  -  
          STARTTIME(96248/23:00:00)  -  
          NEWSPHERE(PAYROLL.BASE.RESTORE)
```

Here, you produce this keyword string:

```
BACKOUT SPHERE STARTTIME NEWSPHERE
```

---

## **Collecting diagnostic information**

You can improve the efficiency of this process by preparing and sending the correct diagnostic information when you initially report the problem. Depending on the type and complexity of a problem, the IBM Support Center might require you to send certain information to help diagnose and resolve the problem.

These topics describe how to locate logs and data sets that contain diagnostic information for the CICS VR server address space, CICS VR utilities, and the CICS VR ISPF panel interface. These topics also describe how to create a sequential data set copy of the RCDS, using IDCAMS REPRO.

In addition to the information that is described in this section, send the IBM Support Center any other dumps that are associated with the problem you are experiencing.

## **Collecting diagnostic information for the CICS VR server address space**

You must collect diagnostic information for problems that occur using the CICS VR server address space, either when starting the CICS VR server address space or when initializing the CICS VR server address space at IPL.

### **Problems starting the CICS VR server address space**

If you experience a problem starting the CICS VR server address space or a service of the CICS VR server address space, send the IBM Support Center a copy of these logs and data sets.

## SYSLOG

The system log (SYSLOG) is a SYSOUT data set provided by the job entry subsystem (either JES2 or JES3). SYSOUT data sets are output spool data sets that reside on direct access storage devices. Most installations print the system log periodically.

The system log contains these messages:

- Messages that are issued through WTL macros
- Messages that are entered by operator LOG commands
- Messages that are routed to the system log from any system component or program

## DWWMSG data set

If the CICS VR server address space encounters certain error conditions, CICS VR writes error messages to the data set allocated to the DWWMSG ddname.

## DWWDUMP data set

If the CICS VR server address space encounters an unexpected abend, CICS VR writes diagnostic and tracing information to the data set that is allocated to the DWWDUMP ddname (if a data set has been allocated).

## DWWDMSG data set

If the CICS VR server address space encounters an unexpected abend, CICS VR writes a trace table of prologs and epilogs of the latest called modules to the data set that is allocated to the DWWDMSG ddname (if a data set has been allocated).

**RCDS** To learn how to create a sequential data set copy of the RCDS, see “Creating a sequential data set copy of the RCDS” on page 167.

For the CICS VR server address space, the data sets allocated to the DWWMSG, DWWDUMP, and DWWDMSG ddnames have the following naming convention: *hlq.slq.DWWMSG | DWWDUMP | DWWDMSG.systemname*.

**Exception:** The data set naming convention changes if the first character of *systemname* is a number. For more information about data set naming conventions, see *CICS VR Implementation Guide and Reference*.

## Problems initializing the CICS VR server address space at IPL

Perform these two steps to collect diagnostic information if you experience a problem initializing the CICS VR server address space when you IPL your system.

1. After the IPL initialization is complete, issue the following commands and record the results:
  - D SMS,CICS VR
  - V SMS,CICS VR,ACTIVE
  - SETSMS CICS VR\_INIT(YES)
  - D SMS,CICS VR
  - V SMS,CICS VR,ACTIVE
  - D SMS,CICS VR
2. Send the output from these commands and a copy of the SYSLOG to the IBM Support Center.

## Collecting diagnostic information for CICS VR utilities

The IBM Support Center requires these data sets if you experience a problem starting a CICS VR utility through a batch job.

### DWWMSG data set

If a CICS VR utility encounters certain error conditions, CICS VR writes error messages to the data set allocated to the DWWMSG ddname.

Refer to the batch job to find the name of the DWWMSG data set. If the batch job specifies `SYSOUT=*` for the DWWMSG ddname, send a printout of the job output to the IBM Support Center.

### DWWDUMP data set

If a CICS VR utility encounters an unexpected abend, CICS VR writes diagnostic and tracing information to the data set allocated to the DWWDUMP ddname (if a data set has been allocated).

Refer to the batch job to find the name of the DWWDUMP data set. If the batch job specifies `SYSOUT=*` for the DWWDUMP ddname, send a printout of the job output to the IBM Support Center.

### DWWDMSG data set

If a CICS VR utility encounters an unexpected abend, CICS VR writes a trace table of prologs and epilogs of the latest called modules to the data set allocated to the DWWDMSG ddname (if a data set has been allocated).

Refer to the batch job to find the name of the DWWDMSG data set. If the batch job specifies `SYSOUT=*` for the DWWDMSG ddname, send a printout of the job output to the IBM Support Center.

**RCDS** To learn how to create a sequential data set copy of the RCDS, see “Creating a sequential data set copy of the RCDS” on page 167.

## Collecting diagnostic information for the CICS VR ISPF panel interface

Send copies of these data sets to the IBM Support Center if you experience a problem with the CICS VR panel interface.

### DWWMSG data set

If the CICS VR panel interface encounters certain error conditions, CICS VR writes error messages to the data set allocated to the DWWMSG ddname.

Refer to either the CLIST that is used to run the CICS VR panel interface or your TSO/E logon procedure to find the name of the DWWMSG data set.

### DWWDUMP data set

If the CICS VR panel interface encounters an unexpected abend, CICS VR writes diagnostic and tracing information to the data set allocated to the DWWDUMP ddname, if a data set has been allocated.

Refer to either the CLIST that is used to run the CICS VR panel interface or your TSO/E logon procedure to find the name of the DWWDUMP data set.

### DWWDMSG data set

If the CICS VR panel interface encounters an unexpected abend, CICS VR writes a trace table of prologs and epilogs of the latest called modules to the data set allocated to the DWWDMSG ddname (if a data set has been allocated).



Refer to either the CLIST used to run the CICS VR panel interface or your TSO/E logon procedure to find the name of the DWWDMMSG data set.

**RCDS** To learn how to create a sequential data set copy of the RCDS, see “Creating a sequential data set copy of the RCDS.”

## Creating a sequential data set copy of the RCDS

The CICS VR recovery control data set (RCDS) is the repository of recovery data that is used by CICS VR. For every CICS VR problem that you report, create a sequential data set copy of one of the three RCDSs and send it to the IBM Support Center.

The IBM Support Center prefers you to use the IDCAMS REPRO utility to create a sequential data set copy of an RCDS. Use the sample job shown here as a model to create your own copy. The sample job uses IDCAMS REPRO to copy an RCDS (DWW.DWWCON1) to a new sequential data set (EXAMPLE.REPRO).

**Before you begin:** Ensure that the record length of the sequential data set is equal to the CI size of the RCDS.

```
//RCDSJOB JOB ACCOUNTING INFORMATION,REGION=0M          01
//REPRO1  EXEC PGM=IDCAMS                                02
//SYSPRINT DD  SYSOUT=*                                  03
//INRCDS  DD  DSN=DWW.DWWCON1,DISP=SHR                    04
//OUTDS   DD  DSN=EXAMPLE.REPRO,                          05
//          DISP=(NEW,CATLG),SPACE=(CYL,(5,5)),
//          UNIT=SYSDA,
//          DCB=(LRECL=4096,RECFM=FB,BLKSIZE=4096)
//SYSIN    DD  *                                          06
//          REPRO INFILE(INRCDS) OUTFILE(OUTDS)            07
//          /*
//
```

*Figure 2. IDCAMS REPRO job that copies the contents of your RCDS*

Line	Explanation
01	Specifies the job statement for the job.
02	Specifies that the IDCAMS program is run to create a copy of the RCDS.
03	Specifies where to place any messages that are produced.
04	Specifies the name of the RCDS that you want to copy. You need to copy only one of the three RCDSs.
05	Specifies the sequential data set into which that the contents of the RCDS are placed. After this job has run successfully, send a copy of this data set to the IBM Support Center.
06	Specifies the data set that contains the IDCAMS commands. You can either specify the name of a data set that contains the commands or include the commands in-stream, as shown.
07	Specifies that the REPRO command copies all records from the source data set, DWW.DWWCON1, to the target data set, EXAMPLE.REPRO.

For more information about IDCAMS REPRO, see *z/OS DFSMS Access Method Services for Catalogs* and *z/OS DFSMS: Using Data Sets*.

---

## Tracing in the CICS VR server address space

DFSMSdfp provides a trace service for use with CICS VR server. A special trace table is created in CICS VR server address space and in each address space where CICS VR client applications are run and tracing is selected.

You can use the SYS1.PARMLIB member CTnccccx to specify trace options for the TRACE CT command and to turn off tracing. CTnccccx must exist at IPL for tracing to be available on the system. The default is CTISMS00. For more information about using CTnccccx to specify tracing options, see "CTnccccx" in *z/OS MVS Initialization and Tuning Reference*.

Trace also allows external writers (WTR) to capture trace buffers. Capturing trace buffers increases diagnostic capability and decreases the possibility of losing trace data.

Complete syntax and usage information for TRACE can be found in *z/OS MVS System Commands*.

Here is an example of the CTnccccx member for CICS VR server component trace:

```
TRACEOPTS ON
OPTIONS('ENTRY,EXIT,CVR1,COMP(CICS VR),SUBCOMP(NOVRL)' )
JOBNAME(CICS VR)
```

## TRACE command for CICS VR server component trace

Use the TRACE command to set up the tracking option and trace table sizes.

The syntax of the TRACE command for tracing the CICS VR server component follows:

TRACE	CT,{ON nnnK nnnnM},COMP=SYSSMS[,PARM=CTISMSxx ]
TRACE	CT,OFF,COMP=SYSSMS
TRACE	CT,WTRSTART=membername[,WRAP NOWRAP ]
TRACE	CT,WTRSTOP=membername

The default SYSSMS trace table size is 72 KB.

**PARM=CTISMSxx** identifies the SYS1.PARMLIB member that contains the tracing options.

Use the **nnnK** and **nnnnM** keywords to specify trace table sizes of 16 - 999 KB or 1 - 2047 MB, respectively.

If the PARM keyword is omitted, you must specify trace options. Use the REPLY command, with the following syntax:

```
REPLY id [,JOBNAME=(jobnamelist)] ASID[,=(asidlist)]
[,OPTIONS=(name name ...)] [,WTR=membername | DISCONNECT] [, END]
```

### Note:

1. The id value is the identification number, 0 - 99, specified on the prompting message.

2. You can list up to 16 *jobnames* or ASIDs to be used as filters in tracing.
3. The REPLY can be continued on multiple lines. END must be the final parameter, to identify the end of the REPLY.
4. OPTIONAL (needed only when using CTRACE WRITER). Create a member in SYS1.PROCLIB to allocate a CTRACE WRITER data sets. Refer to the “Using an External Writer to Capture Trace Data” section in the *z/OS MVS Initialization and Tuning Reference* for an example procedure. Note that the name of the procedure is the name specified when starting the trace writer.  
For example, to start the trace writer with a procedure named CTWDASD, issue the following command:

```
TRACE CT,WTRSTART=CTWDASD
```

The TRACE and REPLY commands are fully described in *z/OS MVS System Commands*.

## Trace options

This table lists the valid options for use with this trace facility.

*Table 7. Valid Trace Facility Options*

Trace event	Descriptions
ENTRY	All module entries.
EXIT	Module exits with nonzero return codes only.
EXITA	All module exits.
CALL	Equivalent to specifying both ENTRY and EXIT.
UEXIT	Entries and exits of user exits.
RRTN	Entries and exits of recovery routines.
CB	Control block changes.
POST	Usage of certain MVS services.
SPECIAL	Entries and exits of commonly shared functions.
SUSP	Suspension or resumption of a work unit.
CONFIG	Configuration changes.
CVR1	Special-purpose trace event for use under specific IBM programming support direction (for CICS VR usage).
CVR2	Special-purpose trace event for use under specific IBM programming support direction (for CICS VR usage).
CVR3	Special-purpose trace event for use under specific IBM programming support direction (for CICS VR usage).
CVR4	Special-purpose trace event for use under specific IBM programming support direction (for CICS VR usage).
CVR5	Special-purpose trace event for use under specific IBM programming support direction (for CICS VR usage).
DLKPD	Deadlock, timeout, or retained-lock problem determination trace event.
COMP=(CICS VR)	Specifies the functional areas of CICS VR Server component.
SUBCOMP=(CICS VR <i>component list</i> )	Specifies-specific subcomponents in the CICS VR Server component.

The following terms are used to designate the subcomponents of CICS VR server:

RCC	VRSS	VRLL	VRPL
VRMN	VRLS	VREG	

**Note:**

1. You might also specify ALL rather than list the COMP keyword. COMP=(CICS VR) is equivalent to specifying all CICS VR subcomponents. However, in most cases you trace only the specific subcomponents.
2. You can specify the SUBCOMP keyword without the COMP keyword.
3. You can turn off any of the options listed here, except for ALL, COMP, and SUBCOMP, by prefixing them with NO (for example, NORCC, NOVREG).

## Turning off the trace facility

Use this command to turn off the trace facility.

```
TRACE CT,OFF,COMP=SYSSMS
```

## Trace examples

Some examples of trace activation that trace entry and exit for record management and the VRLL subcomponent

- To trace record management entry and exit:

```
R XX,OPTIONS=(ENTRY,EXITA,COMP(CICS VR),SUBCOMP=(NOVRLL)),  
WTR=CTWDASD,END
```

- To trace recovery routine entry and exit for the VRLL subcomponent:

```
R XX,OPTIONS=(RRTN,COMP(CICS VR),SUBCOMP=(VRLL)),  
WTR=CTWDASD,END
```

- If a special trace code is provided for CVR1, the following command might be recommended by IBM programming support to use that special trace code:

```
R XX,OPTIONS=(CVR1,COMP(CICS VR),SUBCOMP=(NOVRLL)),  
WTR=CTWDASD,END
```

## Formatting the CICS VR Server Component Trace Table

CICS VR cannot flush trace buffers in storage to the trace writer data sets. So, in addition to having trace writer data sets available, storage dumps of the CICS VR server address space and CICS VR client's address spaces are required.

If the problem being traced does not result in a dump you can use the MVS DUMP command to produce an SVCDUMP-type dump containing the trace buffer data. See *z/OS MVS IPCS Commands* for a complete description of this service.

It is possible that, with a sufficiently large trace table (8 MB recommended, use 16 MB if possible), no data is in the trace writer data sets.

Use the IPCS CTRACE command to format and view the information in the component trace writer data sets and the trace buffers in storage:

```
CTRACE COMP(SYSSMS) FULL OPTIONS((COMP(CICS VR)))
```

```

COMPONENT TRACE FULL FORMAT
SYSNAME(MVV1)
COMP(SYSSMS)
OPTIONS((COMP(CICS VR)))
**** 06/29/2008

```

SYSNAME	MNEMONIC	ENTRY ID	TIME STAMP	DESCRIPTION
MVV1	ENTRY	00000000	16:54:43.930123	Module Entry

```

-----
ASID: 000A COMP: CICS VR (DF001) SCMP: VRSS (115) FNID: 010 MDID: 012
MDNM: DWW1SSSR TCBA: 008D1E88 RETN: 8256EF5C DINM: 0001 HASID: 0201
-----

```

```

KEY: 730E LEN: 0004
+00000000: 00000013
*....*
```

## Collecting information about specific problems

After you have chosen a problem-type keyword, use the following procedure to collect problem documentation.

After collecting the documentation from the specific procedure, see “Collecting documentation about all problems” on page 174 to complete the problem description.

You can use a copy of the CICS VR problem description worksheet in “Problem description worksheet” on page 175 to record information related to the problem.

**Note:** These procedures are not intended to correct CICS VR problems.

## Abnormal end with a system abend code procedure (ABEND)

Use the ABEND keyword to document a problem when CICS VR abends with a system abend.

The failing module can be one of these:

- A CICS VR module
- A CICS VR exit
- A module of another IBM licensed program running in the CICS VR address space

CICS VR usually produces a system dump for an abend. If no dump is produced, the dump file might be full, in which case you must re-create the abend with a larger dump file. Check for error messages that occurred while CICS VR was trying to produce a dump. A symptom string in the dump provides information about what was happening at the time of the abend.

Follow this procedure to produce a system dump:

1. Allocate the SYSMDUMP ddname to a data set with these data control block (DCB) parameters. The DCB for SYSMDUMP can vary for different versions of MVS:
  - The dump data must be stored on a data set with sequential (PS) organization.
  - The logical record length (LRECL) must be 4160 bytes.
  - The data set must have one of these combinations of record format (RECFM) and block size (BLKSIZE):



- RECFM=F,BLKSIZE=4160
- RECFM=FB,BLKSIZE= $n \times 4160$  where  $n=1,2,\dots$
- RECFM=FBS,BLKSIZE= $n \times 4160$  where  $n=1,2,\dots$

If the data set meets these criteria, the Interactive Problem Control System (IPCS) provides special purpose processing. In special purpose processing, IPCS simulates system services, such as dynamic address translation and control block formatting, when processing the information source.

2. If the abend occurred in the CICS VR ISPF dialog interface:
  - a. Allocate the SYSDUMP data set with DISP=MOD. (If CICS VR abends before ISPF, both write to the SYSDUMP data set. If you use DISP=SHR, you can see only the ISPF dump.
  - b. Set the ISPF options in the ISPF ENVIRON COMMAND SETTINGS window (option 0.7):
 

```
ENBLDUMP=ON
```
  - c. Specify that you want to receive all write-to-programmer messages (including the message ID), at your terminal. To do this, enter this TSO/E command:
 

```
PROFILE WTPMSG MSGID
```
3. Re-create the abend and record any messages.  
After ISPF is terminated, at the TSO/E prompt:
 

```
READY
```

press Enter, and a dump is produced. Do not press any other key than Enter.

See “Collecting documentation about all problems” on page 174 to complete your documentation of the problem.

## Abnormal end with a user abend procedure (ABENDU)

Use the ABENDU keyword to document a problem when CICS VR abends with a user abend.

If you have a user abend follow these steps:

1. Supplement the ABENDU keyword with the abend code. Use the supplemented keyword when searching the RETAIN database.
  - a. Sample ABENDU keyword and abend code identifier: ABENDU3007  
In this sample, 3007 is the user abend code. For a list of the CICS VR abend codes, see “Abend codes” on page 153.
2. Record these items:
  - Name of the terminating module
  - Offset in the terminating module
  - Control section (CSECT) name
  - Offset in the CSECT
3. Save the contents of the CICS VR dump file (DWWDUMP); it can contain additional diagnostic information.

If a message was issued, also use the MSG keyword to specify the message.

Follow the procedures for a system abend, in “Abnormal end with a system abend code procedure (ABEND)” on page 171.

## Incorrect output procedure (INCORROUT)

Use the INCORROUT keyword to document a problem with output.

Most incorrect output problems are caused by incorrectly formatted user data or other types of missing or incorrect data.

Sometimes problems with other licensed programs or an exit can generate incorrect output.

See “Collecting documentation about all problems” on page 174 to complete your documentation of the problem.

## Loop procedure (LOOP)

Use the LOOP keyword to specify a LOOP problem.

If new output is being produced in the DWWPRINT file, CICS VR is not in a loop.

If CICS VR has ended, the loop is probably recursive: module A calls module B calls module A, and so on. The abend is caused by CICS VR running out of automatic storage producing user abend code 3001. Loop problems can involve many modules or a single module. Look for messages that are associated with the loop.

If CICS VR is still running in a loop perform these steps:

1. Cancel CICS VR, using the dump option.
2. Search for repetitive patterns of called modules, using the trace table.
3. If there is no repetitive pattern, rerun CICS VR, repeat steps 1 and 2, and compare the trace tables.
4. Provide a description of the situation leading up to the problem.

See “Collecting documentation about all problems” on page 174 to complete your documentation of the problem.

## Message procedure (MSG)

Use the MSG keyword to specify a message failure.

If the message associated with the problem does not have the DWW prefix, it is not a CICS VR message failure, and you must not use the MSG keyword. Sometimes, you might want to use the INCORROUT keyword in addition to the MSG keyword.

- When a message describes conditions that do not apply to the actual program operation
- When there is no message text
- When message text contains incorrect data
- When CICS VR issues an inapplicable message

For more information about the INCORROUT keyword, see “Incorrect output procedure (INCORROUT).” To describe a message problem:

1. Look up the message in Chapter 1, “CICS VR Messages and abend codes,” on page 1 for an explanation. The message description includes information on the action CICS VR takes and the action to take in response to the message.

If you plan to report the problem, gather and record the appropriate information before you take recovery action.

2. Write down the message identifier and the exact message text. If you contact IBM for assistance, the Support Center representative requires the exact message text.
3. Supplement the MSG keyword with the message identifier. Use the supplemented keyword when searching the RETAIN database. This is a sample MSG keyword and message identifier:

MSGDWW0110S

In this sample, DWW is the message prefix, identifying a CICS VR message, 0110 is the message number, and S is the severity code.

See “Collecting documentation about all problems” to complete your documentation of the problem.

## Performance procedure (PERFM)

Use the PERFM keyword to specify a performance problem.

Document any user modifications to the program. Exits can affect performance. Consider whether user-installed code is contributing to the problem.

If the problem-type is performance, document the actual performance, the expected performance, and the source of information about the expected performance. If a document is the source, record the topic name and the date of the topic.

See “Collecting documentation about all problems” to complete your documentation of the problem.

## Wait procedure (WAIT)

Use the WAIT keyword to specify a WAIT problem.

If your problem type is WAIT, perform these steps:

1. Research the activity before system activity was suspended, identifying which operation is in the wait state.
2. Record any messages that were sent to the CICS VR message log or to the system console.
3. Cancel CICS VR, using the dump option.

Alternatively, determine the module in which the WAIT occurred by locating the address of the last instruction that ran. This instruction is probably a WAIT SVC, X'0A01'. If it is not, perform further analysis to determine if the program is in a loop, or if the code is running as expected:

- a. Record the name and the compilation date of the module.
- b. Record the offset into the module.
- c. Provide a description of the situation leading up to the problem.

See “Collecting documentation about all problems” to complete your documentation of the problem.

---

## Collecting documentation about all problems

Gather certain information for any problem, even when you cannot identify the type of problem. Record the information on a copy of the worksheet.

Record the following information on a copy of the worksheet in “Problem description worksheet”:

- The CICS VR function modification ID (FMID), which is available from the CICS VR installation documentation or from SMP/E.
- The CICS VR component ID—569501000. The component ID is the first keyword in the string, preceding the problem type and other modifier keywords.
- The PUT level, or the Custom Built Program Delivery Offering (CBPDO), or the Custom Built Installation Process Offering (CBIPO) level.
- Additional PTFs or APARs that are applied to your CICS VR level.
- The sequence of events that led to the problem. Include commands entered just before the problem occurred. Write down the exact scenario that led to the problem. Answer these questions:
  - What were you trying to do?
  - What did you expect would happen?
  - What did happen?
  - Can you re-create the problem?
- The problem area that best fits the symptoms of your problem from those listed under “Identifying symptoms and selecting keywords” on page 162. Write down the supplementary information required.
- Your software environment as described in “Collecting information about any problem” on page 163.
- Unique information about the problem or about your system. For example:
  - Indicate other applications that were running when the problem occurred.
  - The exits that you use with CICS VR.

### **Completing a CICS VR problem description worksheet**

The CICS VR problem description worksheet summarizes the information and serves as a checklist for recording all applicable facts about a problem. The combination of the information in this checklist and a symptom string helps you describe the problem accurately to Support Center representatives. The CICS VR problem description worksheet is shown in “Problem description worksheet.”

#### **Related concepts:**

Chapter 2, “Understanding IBM program support,” on page 155

The IBM Customer Engineering Program Support structure helps you resolve problems with IBM products, and ensures that you can make the best use of your IBM computing systems.

---

## **Problem description worksheet**

You can print this worksheet for your use.

Customer number: _____	Date: _____
Problem number: _____	APAR number: _____

**Program specification-program number 5695-010**

CICSVR component IDs and release levels: \_\_\_\_\_

PUT levels or CBIPO/CBPDO levels: \_\_\_\_\_

Additional PTF and APAR fixes applied: \_\_\_\_\_

**Problem description**

First indication of the problem: \_\_\_\_\_

\_\_\_\_\_

What were you trying to do? \_\_\_\_\_

\_\_\_\_\_

What did you expect would happen? \_\_\_\_\_

\_\_\_\_\_

What did happen? \_\_\_\_\_

\_\_\_\_\_

Has the function worked before? \_\_\_\_\_

\_\_\_\_\_

Can you recreate the problem? \_\_\_\_\_

**Type of failure**

Choose one or more of the following problem-type keywords:

<input type="checkbox"/> ABEND code: _____ Occurred in module: _____ Offset into the module: _____	<input type="checkbox"/> ABENDU code: _____ Date of the module's compilation: _____
--	--

☐ DOC. Order or TNL number: \_\_\_\_\_ Page(s): \_\_\_\_\_ Description: \_\_\_\_\_

\_\_\_\_\_

☐ INCORROUT. Type of incorrect output generated: \_\_\_\_\_

\_\_\_\_\_

☐ LOOP. Description: \_\_\_\_\_

\_\_\_\_\_

Figure 3. CICS VSAM Recovery problem description worksheet (Part 1 of 2)



<input type="checkbox"/>	MSG. Identifier: _____	Text: _____
	Identifier: _____	Text: _____
<input type="checkbox"/>	PERFM. Operating environment:	
	Exits used? _____	
<input type="checkbox"/>	WAIT. Description: _____	

---

**Information about the failing function**

Choose one of the following areas that best fits the symptoms of your problem:

<input type="checkbox"/>	Installing CICSVR	Did the failure occur during SMP/E (1) receive, (2) apply, or (3) accept? _____
<input type="checkbox"/>	CICSVR-constructed JCL	Name of the failing job: _____ *
<input type="checkbox"/>	Your own CICSVR JCL	Name of the failing job: _____ *
<input type="checkbox"/>	Panel or secondary window name (use PANELID command): _____ *	
<input type="checkbox"/>	CICSVR command	Command (and keywords, and parameters, if any): _____ *

**Hardware used**

Is the problem specific to a type of hardware device? \_\_\_\_\_

If so, supplement your keyword string with the device type: D/T \_\_\_\_\_ \*

**Software used**

Specify the software (version, release, modification level) used at the time the problem occurred:

<input type="checkbox"/>	CICS _____	<input type="checkbox"/>	ISPF _____
<input type="checkbox"/>	DFSMS/MVS _____	<input type="checkbox"/>	JES2 or JES3 _____
<input type="checkbox"/>	MVS _____		

**Forward recovery and backout exits used**

Specify the exits in effect at the time of the problem, as well as your names for them:

<input type="checkbox"/>	Preapply (new or old): _____	<input type="checkbox"/>	Termination: _____
<input type="checkbox"/>	Error: _____	<input type="checkbox"/>	ESDS delete: _____

Can you remove or bypass the exit and re-create the problem? \_\_\_\_\_

**Additional notes**

\_\_\_\_\_

\_\_\_\_\_

**Note:** You can use information marked with an asterisk(\*) to supplement your keyword string.

Figure 4. CICS VSAM Recovery problem description worksheet (Part 2 of 2)



---

## Chapter 4. Diagnosing the causes of abends

You can determine the cause of a CICS VR abend in a number of ways.

This section describes how to:

- Classify the types of abends.
- Locate a dump or diagnosis file.
- Read a dump.
- Use the BIB (BEX Interface Block).
- Use trace information.
- Use the diagnosis file.

---

### Classifying the type of ABEND

You can classify abend codes into three categories: system abends, user abend 3999, and user abends 3000 to 3033.

#### **System abends and program checks.**

In this case the system usually issues a detailed error message.

#### **User abend 3999.**

CICS VR has detected an internal program error. In this situation, the contents of these files are as follows:

##### **SYSUDUMP**

A formatted operating-system dump.

##### **SYSMDUMP**

An unformatted operating-system dump.

##### **DWWDUMP**

Tracing and diagnostic information produced by individual CICS VR subroutines, as requested by the CICS VR job.

##### **DWWDMSG**

Trace table of prologs and epilogs of the latest called modules. This table also contains the exit message produced by the failing subroutine, in this form:

```
DWW0000T MODULE: DWWXXXXX, REASON:
```

To obtain these files, you must include additional DD statements in your CICS VR JCL to assign the output to a data set. Select option 5 from the CICS VR main menu and edit the JCL skeleton. For an example of the DD statements, see Figure 5 on page 180.

#### **User abends 3000–3033.**

CICS VR detected an error condition that made continued running impossible or useless. For descriptions of the user abends, see “Abend codes” on page 153.

For user abends, the contents of these files are as follows:

##### **SYSUDUMP**

A formatted operating-system dump.

## SYSMDUMP

An unformatted operating-system dump.

## DWWDUMP

Tracing and diagnostic information produced by individual CICS VR subroutines, as requested by the CICS VR job.

## DWWDMSG

No information.

To obtain these files, select option 5 from the CICS VR main menu and include the additional DD statements in your CICS VR JCL to assign the output to a data set:

```
//XMERRYA JOB (ACCT), 'STEVE M',CLASS=A,NOTIFY=,MSGLEVEL=(1,1)
//COMMAND EXEC PGM=DWVCO
//STEPLIB DD DSN=CICS VR.LOAD,DISP=SHR
//SYSUDUMP DD SYSOUT=*
//SYSMDUMP DD SYSOUT=*
//DWWDUMP DD SYSOUT=*
//DWWDMSG DD SYSOUT=*
//DWWPRINT DD SYSOUT=*
//DWWCON1 DD DSN=CICS VR.DWWCON1,DISP=SHR
//DWWCON2 DD DSN=CICS VR.DWWCON2,DISP=SHR
//DWWCON3 DD DSN=CICS VR.DWWCON3,DISP=SHR
//DWWLOG DD DSN=CICSA.COPIED.MVSLOG.D96248,DISP=OLD
//DWWIN DD *
.
.
CICS VR commands
.
.
/*
//
```

Figure 5. Sample JCL showing the DD statements for error output

---

## Locating a dump or diagnostic file

You can locate a dump or a diagnostic file using trace tables and diagnosis files. The system dump is the only source of information for system abends and program checks.

**System dump** - The system dump, SYSUDUMP, shows the content of storage as it was when CICS VR abended. This dump might help you determine the failing module and instruction. The system dump is the only source of information for system abends and program checks. For user abends 3002–3033, it might also help you determine the failing module and the failing instruction.

**Trace table** - CICS VR maintains an internal trace table, which shows the call sequence before the abend. You can find this table in the DWWDUMP file.

**Diagnosis file** - CICS VR uses this file, DWWDUMP, to *snap dump* relevant information when an error is detected. This dump file is useful when CICS VR issues user abend 3999.

---

## Reading a dump

Each abend category involves different methods of locating the BIB (BEX Interface Block), and the name and the compilation date of the failing CSECT.

The BIB is the central control block of the environment used by CICS VR. The BIB and the trace table help you with error diagnosis.

If the abend occurs in a CICS VR exit, you can use the procedure outlined in the following topics if your exits follow standard linkage conventions. Difficulties might arise if you use different linkage conventions. For example, CICS VR has register 11 as its base register; if your exit uses another register as the base register, you must modify the problem determination procedure accordingly.

## Using the BIB block

When you locate the BIB block, you can use it to help diagnose your problem.

The BIB contains pointers to several important data areas. The address of the GDTTBL, which is the top block of the application, is at offset X'1C'.

The BIB also contains the address of the internal trace table of CICS VR.

## Finding the CSECT

After system abends and program checks, it is useful to find the failing CSECT to locate the failing module..

### About this task

To find the failing CSECT, follow these steps:

1. Use the program status word (PSW) to identify the failing instruction. The PSW is found in the formatted dump under this line:

```
PSW AND REGISTERS OF ENDING TASK
```

Record the address of the failing instruction in the CSECT.

2. If a dump data set is available, locate the save-area trace information in the dump. In the save-area trace, find a line containing:

```
AT EP entry-point-name
```

The entry-point-name is the module identification of the failing CSECT. The first word on the same line is the name of the failing load module.

3. Record the name of the failing load module.
4. Locate and record the abend code. If a dump data set is created, the abend code is on the second line of the formatted dump after the completion code.
5. Locate and record the name of the failing module and the offset of the failing instruction in the current CSECT of that module. The address of the failing instruction, or the address of the instruction following the failing instruction, is given by the PSW at entry to the abend information. In a formatted dump data set, this information is on the third line. In a symptom dump, it is on the line containing:

```
PSW at time of error
```

If a dump data set is available, locate the failing instruction in the dump. The base register is normally register 11 or register 12. Locate this area in the dump to determine the values of these registers:

```
Registers at entry to ABEND
```

6. The address in register 11 points to the start of the failing CSECT. At offset X'5' from the start of the CSECT, you find the CSECT name and compilation date. If



the failing CSECT is a CICS VR CSECT, the first three characters of its name are DWW. Record the name and compilation date of the CSECT.

If the failing CSECT is not a CICS VR CSECT, stop this error determination procedure and determine where the problem lies.

### **Finding the BIB**

The address in register 13 points to a save area.

If a CICS VR CSECT failed, you find the address of the BIB block at offset X'48' from the start of the save area. The first three characters of the BIB block are the identifier:

BIB

## **Diagnosis file and user ABEND 3999**

Use the diagnosis file to find the name of the failing CSECT.

### **The diagnosis file**

When CICS VR internal validity checking detects errors, diagnostic information is written to the CICS VR diagnosis file (DWWDUMP) before user abend code 3999 is issued.

Diagnostic information consists of message DWW0000T, which gives the name of the module in error and the reason for the exit, in two 8-byte character strings. You can use this information to build the keyword string for the problem type; see "Using keywords to describe a problem" on page 161 for more information. CICS VR also writes a formatted version of the CICS VR trace table to the diagnosis file and *snap dumps* the data that it considers to be in error.

### **Locating the failing CSECT**

Register 11 points to the failing CSECT when the error was detected. To locate this CSECT, retrace one more step along the save-area chain than for a user abend, using this procedure:

1. Locate save area 1; the address is in register 13.
2. Locate save area 2; the address is at offset X'4' from save area 1.
3. Locate save area 3; the address is at offset X'4' from save area 2.
4. Locate save area 4; the address is at offset X'4' from save area 3.
5. Locate the address of the failing module at offset X'40' from save area 4. This failing module contains the contents of register 11 at the time the error condition was detected.

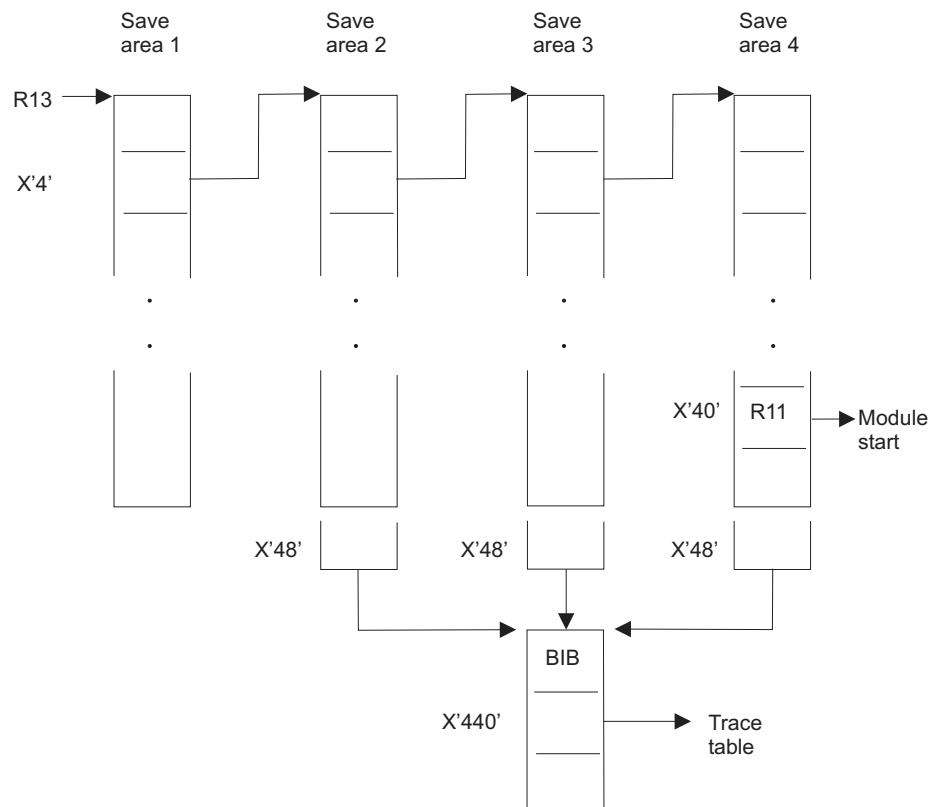
Determine the name and compilation date of the failing CSECT from this value, using the same procedure described in "Finding the CSECT" on page 181.

### **Finding the BIB**

The address of the BIB is at offset X'48' from save area 2 or save area 3.

The first 3 characters of the BIB block are the identifier:

BIB



DWWMC02

Figure 6. Finding the BIB after a 3999 ABEND

If CICS VR VSAM batch logging was enabled and your batch job received a 3999 condition code, see operator messages DWW251I-DWW260I, or DWW262I for more information on the reason for the termination. Take a backup of the sphere to ensure recoverability. See *CICS VR Implementation Guide and Reference* for information on how to set up your batch jobs to automatically take a backup when a 3999 condition code is received.

## Other user ABENDs

With other user abends, the failing instruction is not useful in locating the failing CSECT because the module that detects the error condition, the CICS VR abend-service module, then calls a lower-level routine. Use this procedure to locate the failing module.

### About this task

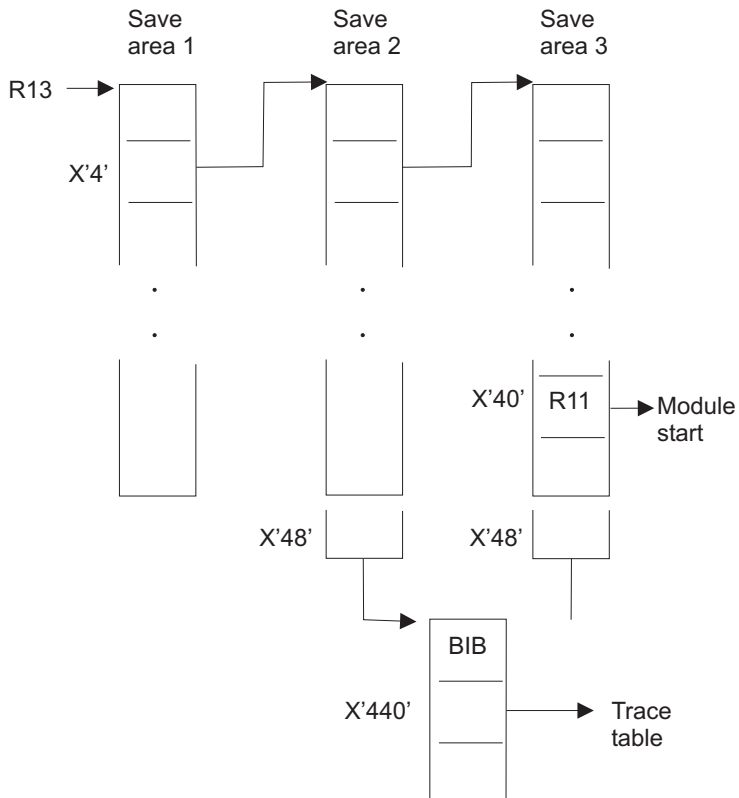
The lower-level routine abends. When the error is detected, register 11 contains a pointer to the failing module. Locate this module by retracing a few steps along the save-area chain, using this procedure:

### Procedure

1. Locate save area 1; the address is in register 13.
2. Locate save area 2; the address is at offset X'4' from save area 1.
3. Locate save area 3; the address is at offset X'4' from save area 2.

4. Locate the address of the failing module at offset X'40' from save area 3. This location contains the contents of register 11 at the time the error condition is detected.
5. Determine the name and compilation date of the failing CSECT from this value, using the same procedure described in "Finding the CSECT" on page 181.
6. Find the BIB. The address of the BIB is at offset X'48' from save area 2 or save area 3. The first 3 characters of the BIB block are the identifier: BIB.

### Example



DWWMC03

Figure 7. Finding the BIB after a user ABEND (except 3999)

### Trace information

CICS VR maintains an internal trace table to help you follow the order in which the CICS VR modules are invoked before an abend.

The trace is wraparound, with this end mark after the last trace entry:

\*\*\*\*\*

Each entry consists of these two 8-byte character strings:

- Module name field
- Reason field

A trace entry with reason PROLOG is added on entry to the module. An entry with reason EPILOG is added at exit from the module.

When the dump is online in machine-readable format, you find the trace table by scanning the dump and searching for one of these fields:

- \*\*\*\*\*
- PROLOG
- EPILOG

Alternatively, you find the address of the trace table, and its end mark, in the BIB block of CICS VR. You find the address of the trace table at offset X'440' in the BIB, and the address of the end-of-trace mark at offset X'448'.





---

## Glossary

The terms in this glossary are defined as they pertain to the CICS VSAM Recovery documentation.

If you do not find the term you are looking for, view the *Glossary of Computing Terms* located at:

<http://www.ibm.com/ibm/terminology/>

This glossary includes terms and definitions from:

- The *American National Standard Dictionary for Information Systems*, ANSI X3.172-1990, copyright 1990 by the American National Standards Institute (ANSI). Copies can be purchased from the American National Standards Institute, 11 West 42nd Street, New York, New York 10036. Definitions are identified by the symbol (A) after the definition.
- The *Information Technology Vocabulary* developed by Subcommittee 1, Joint Technical Committee 1, of the International Organization for Standardization and the International Electrotechnical Commission (ISO/IEC JTC1/SC1). Definitions of published part of this vocabulary are identified by the symbol (I) after the definition; definitions taken from draft international standards, committee drafts, and working papers being developed by ISO/IEC JTC1/SC1 are identified by the symbol (T) after the definition, indicating that final agreement has not yet been reached among the participating National Bodies of SC1.
- The *IBM Dictionary of Computing*, New York: McGraw-Hill, 1994.

The following cross-reference is used in this glossary:

**See:** This refers the reader to (a) a related term, (b) a term that is the expanded form of an abbreviation or acronym, or (c) a synonym or more preferred term.

### A

#### **access method services (AMS)**

A utility program for the definition and management of VSAM data sets.

#### **after-image**

Records that CICS writes to a forward recovery log to show what the VSAM record will look like after it has been updated by the application. (Throughout the CICS VR library, the forward recovery log is referred to as the log.)

**AIX** Alternate index.

#### **alternate index (AIX)**

A collection of index entries related to a given base cluster and organized by an alternate key; that is, a key other than the prime key of the associated base cluster data records. The AIX gives an alternative directory for finding records in the data component of a base cluster.

**AMS** Access method services.

**APAR** Authorized program analysis report.

**application identifier (APPLID)**

The name that identifies a CICS region to VTAM®. It can be a maximum of 8 characters.

**APPLID**

Application identifier.

**archive utility**

The CICS VR utility that registers details of a log on the RCDS and optionally copies it to a backup.

**authorized program analysis report (APAR)**

A report of a problem that is suspected to be caused by a defect in a current, unaltered release of a program.

**automatic journal archiving**

A function provided by CICS. When a disk log, defined to use this function is ready for archiving, CICS automatically creates and submits an archive job. The log data set is not reused until archiving is complete, and CICS ensures that the archive jobs are submitted promptly.

**B****back up**

The process of copying a data set to a backup volume.

**backout**

The CICS VR function that you can use if CICS fails in the attempt to back out uncommitted changes on a VSAM sphere. Using information from the RCDS, CICS VR constructs a job to back out uncommitted changes on a VSAM KSDS, ESDS, or RRDS, as indicated on the log. Refer to batch backout to remove updates made by batch job steps.

**backout failing log record (BOFLGREC)**

The record that CICS stores on the system log (throughout the CICS VR library, the system log is referred to as the log). This allows CICS VR to start and stop its scan of the log in the correct places and to locate the relevant before-images. CICS issues a BOFLGREC the first time a backout failure is detected. CICS issues following BOFLGRECs if the same task suffers a backout failure through a different file, or if a different task suffers a backout failure. So, there is a BOFLGREC for each combination of file and task that fails backout.

**backup**

The copy of the VSAM sphere, either on disk or tape, that you make at regular intervals as a minimum precaution to protect a VSAM sphere.

**backup-while-open facility (BWO)**

The facility supported by DFSMS/MVS, CICS and CICS VR, that lets CICS VSAM data sets be backed up while CICS is concurrently updating them. The data sets can then be recovered if data is lost. For the software levels required to use this facility, refer to *CICS VR Implementation Guide and Reference*.

**base cluster**

A key-sequenced or entry-sequenced data set that one or more alternate indexes can be built over, or a relative-record data set.

**basic catalog structure (BCS)**

The name of the catalog structure in the integrated catalog facility environment. See also *ICF catalog*.

**batch backout**

A CICS VR function that will remove updates made to VSAM spheres by one or more batch job steps. CICS VR undo logging must be performed for the affected VSAM spheres to allow for batch backout processing. CICS VR batch backout supports KSDS, ESDS, RRDS, and VRRDS VSAM spheres.

**BCS** Basic catalog structure.

**before-image**

The copy of a VSAM record that CICS saves in the system log before CICS updates the record (throughout the CICS VR library, the system log is referred to as the log). Before-images are used to back out incomplete or incorrect changes if a failure occurs.

**BOFLGREC**

Backout failing log record

**buffer** An area of processing storage that is used to hold a block of data while it is waiting to be processed or written to an I/O device.

**BWO** Backup-while-open facility.

**C**

**CA** See *change accumulation*.

**CA** Control area.

**CBIPO**

Custom-Built Installation Process Offering.

**CBPDO**

Custom-Built Product Delivery Offering.

**CEDA** The main CICS-supplied transaction used to define resources online. When you use CEDA, you can update the CICS system definition (CSD) data set, and the running CICS region.

**CEMT** A CICS-supplied transaction used to invoke all the master terminal functions. These functions include inquiring and changing the value of parameters used by CICS, altering the status of system resources, terminating tasks, and shutting down CICS. Refer to *CICS Supplied Transactions* or *CICS/MVS CICS-Supplied Transactions*

**CF** Coupling Facility.

**change accumulation**

A CICS VR utility that reduces the time it takes to perform a forward recovery. CICS VR change accumulation consolidates forward recovery log records into a CA data set. CICS VR uses the CA data set in conjunction with the forward recovery log to reduce the number of log records that CICS VR needs to apply to get the sphere back to the exact state before the data was lost.

**CI** Control interval.

**CICS** Customer Information Control System.

**CICS session**

The time period during which a user has access to a CICS region.

**CICS system definition (CSD) data set**

A VSAM KSDS cluster with alternate paths. The CSD data set contains a resource definition record for every record defined to CICS using resource definition online (RDO).

**CICSplex**

(1) A CICS complex. A CICSplex consists of two or more regions that are linked using CICS intercommunications facilities. The links can be either intersystem communication (ISC) or interregion communication (IRC) links, but within a CICSplex are more usually IRC. Typically, a CICSplex has at least one terminal-owning region (TOR), more than one application-owning region (AOR), and might have one or more regions that own the resources that are accessed by the AORs. (2) In CICSplex<sup>®</sup> SM, a management domain. The largest set of CICS regions or systems to be manipulated as a single CICSplex SM entity. CICS regions in a CICSplex SM CICSplex do not need to be connected to each other.

**CICSplex SM**

IBM CICSplex System Manager for z/OS. An IBM CICS system management product that provides a single system image and a single point of control for one or more CICSplexes, including CICSplexes on heterogeneous operating systems.

**CICS VR**

CICS VSAM Recovery.

**cluster**

In VSAM, a named structure consisting of a group of related components. For example, when the data is key sequenced, the cluster contains the data and index components; for data that is entry sequenced, the cluster contains only a data component. See also *base cluster* and *alternate index*.

**cold start**

The standard CICS initialization sequence performed without regard for prior system activity.

**Common User Access (CUA)**

Guidelines for the interface between a user and a workstation or terminal.

**complete recovery**

The CICS VR function that consists of forward recovery followed by backout, if needed. In CICS VR complete recovery, CICS VR restores a DFSMSHsm backup for you.

**concurrent copy**

The facility supported by DFSMS/MVS, CICS, and CICS VR that increases the availability of data by letting you make a consistent backup or copy of data, concurrent with normal application program processing.

**control area (CA)**

A group of VSAM control intervals used as a unit for formatting a data set before adding records to it.

**control area split**

The movement of the contents of some VSAM control intervals in a control area to a newly created control area, to aid the insertion, or lengthening of a record when no free control intervals remain in the original control area.

**control interval (CI)**

A fixed-length area of auxiliary-storage space where VSAM stores records and distributes free space. It is the unit of information that is transmitted to or from auxiliary storage, by VSAM.

**control interval split**

The movement of some stored records in a VSAM control interval to a free control interval, to aid the insertion, or lengthening of a record that will not fit in the original control interval.

**Coupling Facility (CF)**

The hardware that provides high-speed caching, list processing, and locking functions in a sysplex.

**CSD** CICS system definition data set.

**CUA** Common User Access.

**D****Data Facility Product**

See *DFP*.

**Data Facility Storage Management Subsystem data facility product (DFSMSdfp)**

A DFSMS/MVS functional component that provides functions for storage management, data management, program management, device management, and distributed data access.

**Data Facility Storage Management Subsystem data set services (DFSMSdss)**

A DFSMS/MVS functional component used to copy, move, dump, and restore data sets and volumes.

**Data Facility Storage Management Subsystem hierarchical storage manager (DFSMSHsm)**

A DFSMS/MVS functional component used for backing up and recovering data, and managing space on volumes in the storage hierarchy.

**Data Facility Storage Management Subsystem removable media manager (DFSMSRmm)**

A DFSMS/MVS functional component that manages removable media.

**Data Facility Storage Management Subsystem/MVS (DFSMS/MVS)**

An IBM licensed program that together with z/OS SP compose the base z/OS operating environment. DFSMS/MVS consists of DFSMSdfp, DFSMSdss, DFSMSHsm, and DFSMSRmm.

**data integrity**

The quality of data that exists as long as accidental destruction, change, or loss

**ddname**

Data definition name.

**deregister**

The CICS VR function that removes a VSAM sphere name from the RCDS, or removes all references to a log from the RCDS.

**DFDSS**

Referred to in this book by its new product name. See *DFSMSdss*.

**DFHCSDUP**

CICS system definition (CSD) data set utility program. It provides offline services for the CSD. You can invoke DFHCSDUP as a batch program, or from a user-written program running in batch mode, or under TSO.

**DFHJCRDS**

The CICS journal-control record-mapping macro.



**DFHSM**

Referred to in this book by its new product name. See *DFSMSHsm*.

**DFP** Referred to in this book by its new product name. See *DFSMSdfp*.

**DFSMSdfp**

Data Facility Storage Management Subsystem data facility product.

**DFSMSdss**

Data Facility Storage Management Subsystem data set services.

**DFSMSHsm**

Data Facility Storage Management Subsystem hierarchical storage manager.

**DFSMSrmm**

Data Facility Storage Management Subsystem removable media manager.

**DFSMS/MVS**

Data Facility Storage Management Subsystem/MVS.

**dsname record**

A record on a log that equates an FCT file name to a data set.

**DTB** Dynamic transaction backout.

**dynamic transaction backout (DTB)**

The process of canceling changes that a transaction makes to a VSAM data set after the transaction fails, for whatever reason.

**E****emergency restart**

Initialization of the CICS region following an abnormal end, where the information recorded on the system log is used to recover the data files of all interrupted transactions, to the condition they were in when the transactions started. (Throughout the CICS VR library, the system log is referred to as the log.)

**entry-sequenced data set (ESDS)**

A VSAM data set whose records are physically in the same order in which they were added to the data set. An ESDS is processed by addressed direct access, or addressed sequential access and has no index. Records are added at the end of the data set.

**ESA** Enterprise Systems Architecture.

**ESDS** Entry-sequenced data set.

**Extended Recovery Facility (XRF)**

A related set of programs that lets an installation reach a higher level of CICS availability to end users. Availability is improved by having a pair of CICS regions: an active system and a partially initialized alternate system. The alternate system stands by to continue processing if failures occur on the active system.

**F**

**FCT** File control table.

**file** A CICS entity that relates to a data set. File names are 1–8 characters.

**file control table (FCT)**

CICS table containing the characteristics of the files accessed by CICS file control.

**FMID** Function modification identifier.

**forward recovery**

The CICS VR function that reapplies all changes to the VSAM sphere since the last backup. The sphere can be a KSDS, ESDS, RRDS, or VRRDS. CICS VR gets the information it needs to construct the recovery job from the RCDS. The contents of the logs are applied to the VSAM sphere to return it to its exact state before the data was lost.

**forward recovery log**

A log that is being used for implementing forward recovery. (Throughout the CICS VR library, the forward recovery log is referred to as the log.)

**function modification identifier**

A seven-character ID used to identify the release of a product.

**G**

**GDG** Generation data group.

**generation data group (GDG)**

A collection of data sets kept in chronological order; each data set is a generation data set.

**global user exit**

A point in a CICS module at which CICS can pass control to a program that you have written (an *exit* program) and then resume control when your program has finished. When an exit program is enabled for a particular exit point, the program is called every time the exit point is reached.

**I****ICF catalog**

Integrated catalog facility catalog.

**in-flight transaction**

A transaction that has uncommitted updates at the time of an abnormal CICS end.

**instance**

An instance of CICS VR starts when transaction VSAM is initialized as part of SMSVSAM address space initialization or enabled by operator command. It ends when transactional VSAM enters a quiesced or disabled state, or when the SMSVSAM address space is terminated.

**integrated catalog facility (ICF) catalog**

A catalog that consists of a basic catalog structure (BCS) and its related volume table of contents (VTOCs), and VSAM volume data sets (VVDSs). The ICF catalog is the only catalog that is supported by DFSMS/MVS. See also *basic catalog structure (BCS)*, *volume table of contents (VTOC)*, and *VSAM volume data set (VVDS)*.

**Interactive System Productivity Facility (ISPF)**

The MVS interactive facility that serves as a full-screen editor and dialog manager. ISPF can be used for writing application programs. It is used by CICS VR to provide an interactive dialog between the CICS VR user and the CICS VR functions.

**I/O** Input/output.

**ISPF** Interactive System Product Facility.

**J**

**JACD** Journal archive control data set.

**JCT** Journal control table.

**journal**  
See *log*.

**journal control table (JCT)**  
The way by which the characteristics of the logs are described to CICS for access through journal control. The JCT contains journal information and operating system control blocks describing each log.

**journaling**  
The recording of information onto a journal (including the system log) for processing by CICS VR. Also known as *logging*.

**journal-label-record**  
A special record type that is the first record written out by CICS in a block of log records.

**JPDS** Journal partitioned data set.

## K

**keypoint**  
The periodic recording of system information and control blocks on the system log (throughout the CICS VR library, the system log is referred to as the log).

**key-sequenced data set (KSDS)**  
A VSAM data set whose records are loaded in key sequence and controlled by an index.

**KSDS** Key-sequenced data set.

## L

**linear data set**  
A VSAM data set that contains data but no control information. A linear data set can be accessed as a byte-addressable string in virtual storage. See *recovery control data set*.

**link pack area (LPA)**  
In MVS, an area of virtual storage that contains re-enterable routines that are loaded at IPL time and that can be used concurrently by all tasks in the system.

**local shared resources (LSR)**  
Files that share a common pool of buffers and a common pool of strings; that is, control blocks supporting I/O operations.

**log** A set of one or more sequential data sets to which records are written during a CICS session in these circumstances:

- By CICS, to implement user-defined resource protection (logging to the system log)
- By CICS, to implement user-defined automatic logging (to an MVS log stream, including the system log)
- Explicitly, by the JOURNAL command (or macro), from an application program (to an MVS log stream, including the system log)

(Throughout the CICS VR library, all journals are referred to as logs.)

**log manager**  
A CICS domain introduced in CICS Transaction Server, which replaces the CICS journal control management function of earlier CICS versions. The

CICS log manager uses MVS system logger services to write CICS systems logs, forward recovery logs, and user journals to log streams managed by the MVS system logger. (Throughout the CICS VR library, system logs, forward recovery logs, and MVS log streams are referred to as logs.)

**log of logs**

A log created by CICS Transaction Server that contains records that are written each time a file is opened or closed. CICS VR scans the log of logs and saves information needed for recovery in the RCDS.

**log tail**

In CICS VR, the oldest log record of interest. Log tail deletion is the process of deleting unneeded records that are older than the oldest record of interest to CICS VR.

**local shared resources (LSR)**

Files that share a common pool of buffers and a common pool of strings; that is, control blocks supporting I/O operations.

**logical unit of work (LUW)**

A sequence of processing actions (for example, changes to a base cluster) that must be completed before the individual actions can be regarded as committed. Every CICS task that affects a recoverable resource consists of one or more LUWs. When changes are committed (by successful completion of the LUW and recording of the sync point on the system log), they need not be backed out after a later failure of the transaction or system. The end of an LUW is marked in a transaction by a sync point, issued either by the user program or by CICS when the transaction ends. In the absence of user sync points, the entire task is an LUW.

**LPA** Link pack area.

**LSR** Local shared resource.

**LUW** Logical unit of work.

**M**

**master terminal operator (MTO)**

A CICS operator who is authorized to use the master-terminal-functions transaction.

**menu bar**

The area at the top of a window that contains choices that let the CICS VR user access the actions available in that window.

**migration utility**

The utility provided by CICS VR that helps you upgrade your RCDS.

**MTO** Master terminal operator.

**O**

**object action**

A process sequence in which the user selects an object and then selects an action to apply to that object.

**online** Pertaining to a user's access to a computer through a terminal. The term *online* is also used in this book to describe a resource (for example, a data set) being used by a user through a terminal.

**P**

**path** A data set name for the relationship between an alternate index and its base cluster, or an alias for a VSAM data set.

**PDF** Program Development Facility.

**PMR** Problem management record.

**problem management record (PMR)**

A record on the RETAIN database where all activity about your CICS VR problem is recorded.

**program temporary fix (PTF)**

A temporary solution, or by-pass of a problem, diagnosed by IBM as resulting from a defect in a current, unaltered release of a program.

**program update tape (PUT)**

A tape or cartridge on which IBM places PTFs so that you can install them on your system.

**PTF** Program temporary fix.

**pull-down menu**

A list of choices associated with a choice on the menu bar. The CICS VR user selects a choice from the menu bar, and a pull-down appears in the secondary window, under the choice.

**PUT** Program update tape.

**R**

**RBA** Relative byte address.

**RCDS** Recovery control data set.

**RDO** Resource definition online.

**record level sharing**

See *VSAM record level sharing*.

**recovery**

- (1) The process of reapplying updates to a lost or damaged VSAM data set.
- (2) In DFSMSHsm, the process of copying a backup version of a data set from a backup volume to a specified volume, possibly to the volume from which the backup version was made.

**Recovery and Backup function**

The Recovery and Backup function builds a job to: take the sphere offline from CICS, forward recover the sphere, take a backup of the sphere, put the sphere back online to CICS, and instruct CICS to retry its backout.

**recovery control**

In CICS VR, the collective name for the functions that keep track of all the information needed to forward recover and back out protected VSAM spheres.

**recovery control data set (RCDS)**

One of three identical linear VSAM data sets that contain information about the contents of archived logs and the ISPF dialog interface default values. CICS VR uses this stored information to construct recovery jobs. CICS VR uses three identical RCDSs to reduce the possibility of data loss.

**Recovery function**

The Recovery function builds a job to: take the sphere offline from CICS, forward recover the sphere, put the sphere back online to CICS, and instruct CICS to retry its backout.



**recovery point time**

The point in time that forward recovery starts from for VSAM data sets that were restored from a backup made using the backup-while-open facility. With the backup-while-open facility, recovery point time is a maximum of 30 minutes before the *actual* backup time.

**register**

See *archive function*.

**relative byte address (RBA)**

The displacement of a stored record or control interval from the beginning of the storage space allocated to the VSAM data set to which it belongs.

**relative-record data set (RRDS)**

A VSAM data set whose records are loaded into fixed-length slots. The records are accessed by a relative record number (RRN).

**Remote Technical Assistance Information Network**

See *RETAIN*.

**Reorganization function**

The Reorganization function builds a job to: take the sphere offline from CICS, delete and redefine the sphere with more space or a bigger alternate index record size, and instruct CICS to retry its backout.

**request parameter list (RPL)**

In ACF/VTAM, a control block that contains the parameters needed for processing a request for data transfer.

**resource definition macro**

A method of defining resources to CICS using macros. You code and assemble special macro instructions, and then provide CICS with these assembled tables at initialization time.

**resource definition online (RDO)**

The recommended method of defining resources to CICS by creating resource definitions interactively, or using the utility DFHCSDUP, and then storing them in the CICS system definition (CSD) data set. These definitions are then installed as CICS resources, by specifying a list of definitions at CICS initialization time. Using the CEDA transaction, resource definitions can be installed while CICS is active, so they can be used immediately.

**restore**

The process of copying a backup version of a VSAM data set from backup media, to the same media from which the backup version was created, or to another media. This restored copy can then be used in CICS VR forward recovery.

**RETAIN**

A software system used by IBM Support Centers and other IBM offices to solve problems with IBM products. RETAIN is used to document each problem and the correction developed for it.

**RPL** Request parameter list.

**RLS** VSAM record level sharing.

**RRDS** Relative-record data set.

**S**

**SAA** Systems Application Architecture®.

**secondary window**

The window you get when you select an option from a pull-down. A secondary window does not have a menu bar.

**SIT** System initialization table.

**SNA** System Network Architecture.

**SMF** System Management Facility.

**SMS** Storage Management Subsystem.

**sphere**

See *VSAM sphere*.

**storage management subsystem (SMS)**

A DFSMS/MVS facility used to automate and centralize the management of storage. Using SMS, a storage administrator describes data allocation characteristics, performance and availability goals, backup and retention requirements, and storage requirements to the system through data class, storage class, management class, and ACS routine definitions.

**sync point**

See *synchronization point*.

**synchronization point (sync point)**

A point in the processing of a task at which changes to recoverable resources are regarded as committed.

**sysplex**

A set of MVS systems communicating and cooperating with each other through certain multi-system hardware components and software services to process customer workloads.

**system initialization table (SIT)**

A CICS control table required for the system to be operational. The SIT controls the capability of the system through a set of system initialization parameters.

**system log**

A CICS log (ID=01) that is used by CICS to log changes to resources for backout. (Throughout the CICS VR library, the system log is referred to as the log.)

**system logger**

A central logging facility provided by z/OS. The z/OS system logger provides an integrated MVS logging facility that can be used by system and subsystem components. For example, it is used by the CICS Transaction Server log manager.

**System Management Facility (SMF)**

An MVS component that collects and records system and job-related information.

**Systems Application Architecture (SAA)**

A formal set of rules that enables applications to be run without modification, in different computer environments.

**T**

**task** In CICS, a single instance of the execution of a transaction. Contrast with *transaction*.

**tie-up record (TUR)**

The association between the file and data set, as recorded on the log.

**transaction**

Can be regarded as a unit of processing (consisting of one or more application programs) initiated by a single request, often from a terminal. A transaction might require the initiation of one or more tasks for its execution. Contrast with *task*.

**transaction backout**

The cancelation, because of a transaction failure, of all updates performed by a task.

**TUR** Tie-up record.

**U****uncommitted updates**

The updates from an incomplete LUW that are left on the &sphere when a task or CICS abends.

**upgrade set**

All the alternate indexes that VSAM has been instructed to update whenever there is a change to the data part of the base cluster.

**V****variable relative-record data set (VRRDS)**

A VSAM data set whose records are loaded into variable-length slots. The records are accessed by a relative record number (RRN).

**volume table of contents (VTOC)**

A table on a direct access volume that describes each data set on the volume.

**VRRDS**

Variable relative-record data set

**VSAM**

Virtual Storage Access Method.

**VSAM record level sharing (VSAM RLS)**

An extension to VSAM which provides direct record level sharing of VSAM data sets from multiple address spaces across multiple systems. Record level sharing utilizes the z/OS Coupling Facility to provide cross system locking, local buffer invalidation, and cross system data caching. With VSAM RLS, CICS regions that share VSAM data sets can reside in one or more MVS images within a parallel sysplex.

**VSAM sphere**

A base cluster, together with any alternate indexes defined with it.

**VSAM volume data set (VVDS)**

A data set that describes the characteristics of VSAM data sets and system-managed data sets residing on a given disk; part of an ICF catalog.

**VSAMREC**

A line operator and list command that can be issued from the ISMF DATA SET LIST panel to create a recovery job for VSAM spheres.

**VTOC** Volume table of contents.

**VVDS** VSAM volume data set.

**X**

**XA**     Extended Architecture.  
**XRF**    Extended Recovery Facility.

---

## Where to find more information

IBM provides access to unlicensed CICS VR softcopy books on the Internet.

To find CICS VR books on the Internet, go to the Support home page, where you can search for CICS VR softcopy books: <http://www.ibm.com/support/entry/portal/documentation>.

Publication Title	Order Number
<i>IBM CICS VR V5R2 Implementation Guide and Reference</i>	SC34-2941
<i>IBM CICS VR V5R2 User's Guide</i>	SC34-2943
<i>IBM CICS VR V5R2 Messages and Problem Determination</i>	SC34-2942
<i>IBM CICS VR V5R2 Program Directory</i>	GI10-2599

The following online CICS VR books are distributed on CD-ROM:

Publication Title	Order Number
<i>z/OS Software Products Collection</i>	SK3T-4270
<i>OS/390® Collection</i>	SK2T-6700
<i>OS/390 PDF Library Collection</i>	SK2T-6718
<i>IBM Transaction Processing and Data Collection</i>	SK2T-0730

---

## Referenced documents

A list of the publications are referenced in this information.

Publication Title	Order Number
<i>z/OS MVS Setting Up a Sysplex</i>	SA22-7625
<i>z/OS DFSMSHsm Storage Administration Guide</i>	SC35-0421
<i>z/OS DFSMSHsm Storage Administration Reference</i>	SC35-0422
<i>z/OS DFSMSHsm User Commands Reference Summary</i>	SX35-5063
<i>z/OS DFSMSdss Storage Administration Guide</i>	SC35-0423
<i>z/OS DFSMSdss Storage Administration Reference</i>	SC35-0424
<i>z/OS DFSMSHsm Managing Your Own Data</i>	SC35-0420
<i>z/OS MVS Programming: Assembler Services Guide</i>	SA22-7605
<i>OS/390 MVS Programming: Assembler Services Guide</i>	GC28-1762
<i>z/OS MVS Programming: Assembler Services Reference ABE-HSP</i>	SA22-7606
<i>CICS Recovery and Restart Guide</i>	SC33-1698
<i>CICS for MVS/ESA: Recovery and Restart Guide</i>	SC33-1182
<i>CICS RACF® Security Guide</i>	SC34-5720
<i>CICS for MVS/ESA: RACF Security Guide</i>	SC33-1701



Publication Title	Order Number
<i>CICS System Definition Guide</i>	SC34-5725
<i>CICS for MVS/ESA: System Definition Guide</i>	SC33-1164
<i>CICS Resource Definition Guide</i>	SC34-5722
<i>CICS for MVS/ESA: Resource Definition Guide</i>	SC33-1166
<i>DFSORT Application Programming Guide R14</i>	SC33-4035
<i>z/OS DFSMS Access Method Services</i>	SC26-7394
<i>z/OS MVS Initialization and Tuning Reference</i>	SA22-7592

---

## Accessing z/OS documents on the Internet

In addition to making softcopy documents available on CD-ROM, IBM provides access to unlicensed z/OS softcopy documents on the Internet.

To find z/OS documents on the Internet, first go to the z/OS home page:

<http://www.ibm.com/servers/eserver/zseries/zos>

From this Web site, you can link directly to the z/OS softcopy documents by selecting the Library icon. You can also link to IBM Direct to order printed documentation.

## Accessing z/OS licensed documents on the Internet

z/OS licensed documentation is available on the Internet in PDF format at the IBM Resource Link® Web site.

z/OS licensed documentation is available on the Internet in PDF format at the IBM Resource Link Web site at: <http://www.ibm.com/servers/resourcelink>

Licensed documents are available only to customers with a z/OS license. Access to these documents requires an IBM Resource Link user ID and password, and a key code. With your z/OS order you received a Memo to Licensees, (GI10-0671), that includes this key code.

To obtain your IBM Resource Link user ID and password, log on to:  
<http://www.ibm.com/servers/resourcelink>

To register for access to the z/OS licensed documents:

1. Sign in to Resource Link using your Resource Link user ID and password.
2. Select **User Profiles** located on the left-hand navigation bar.

**Note:** You cannot access the z/OS licensed documents unless you have registered for access to them and received an e-mail confirmation informing you that your request has been processed.

Printed licensed documents are not available from IBM.

You can use the PDF format on either **z/OS Licensed Product Library CD-ROM** or IBM Resource Link to print licensed documents.

---

## Using LookAt to look up message explanations

LookAt is an online facility that allows you to look up explanations for most messages you encounter, as well as for some system abends and codes. Using LookAt to find information is faster than a conventional search because in most cases LookAt goes directly to the message explanation.

You can access LookAt from the Internet at: <http://www.ibm.com/eserver/zseries/zos/bkserv/lookat/>

Alternatively, you can access LookAt from anywhere in z/OS where you can access a TSO/E command line (for example, TSO/E prompt, ISPF, z/OS UNIX System Services running OMVS). You can also download code from the *z/OS Collection* (SK3T-4269) and the LookAt Web site that will allow you to access LookAt from a handheld computer (Palm Pilot VIIx suggested).

To use LookAt as a TSO/E command, you must have LookAt installed on your host system. You can obtain the LookAt code for TSO/E from a disk on your *z/OS Collection* (SK3T-4269) or from the **News** section on the LookAt Web site.

Some messages have information in more than one document. For those messages, LookAt displays a list of documents in which the message appears.



---

## Accessibility

Accessibility features help a user who has a physical disability, such as restricted mobility or limited vision, to use software products successfully.

The major accessibility features in CICS VR enable users to:

- Use assistive technologies such as screen-readers and screen magnifier software
- Operate specific or equivalent features using only the keyboard
- Customize display attributes such as color, contrast, and font size

---

## Using assistive technologies

Assistive technology products, such as screen-readers, function with the user interfaces found in CICS VR.

Consult the assistive technology documentation for specific information when using it to access CICS VR interfaces.

---

## Keyboard navigation of the user interface

Users can access CICS VR user interfaces using TSO/E or ISPF.

Refer to *z/OS TSO/E Primer*, *z/OS TSO/E User's Guide*, and *z/OS ISPF User's Guide Volume I* for information about accessing TSO/E and ISPF interfaces. These guides describe how to use TSO/E and ISPF, including the use of keyboard shortcuts or function keys (F keys). Each guide includes the default settings for the F keys and explains how to modify their functions.

---

## CICS VR secondary window resize

Throughout the CICS VR panel interface, CICS VR displays numerous secondary windows that allow you to get help information, enter parameters, etc.

The secondary windows overlay the main CICS VR panels that they relate to. However, when using screen reading software with the CICS VR panel interface, it might be possible that the screen reading software does not differentiate between the background CICS VR panel and the foreground CICS VR secondary window. Therefore, when a CICS VR secondary window appears, the text read by the screen reading software might cause confusion (for example, two sets of F-key definitions might be read).

To resolve this issue, IBM recommends entering the RESIZE command on the command line of every CICS VR secondary window that appears. Entering the RESIZE command will transform the CICS VR secondary window into a full size panel, therefore allowing the screen reading software to correctly interpret all text.

---

## Sending your comments to IBM

If you especially like or dislike anything about this book, please use one of the methods listed below to send your comments to IBM.

Feel free to comment on what you regard as specific errors or omissions, and on the accuracy, organization, subject matter, or completeness of this book.

Please limit your comments to the information in this book and the way in which the information is presented.

To ask questions, make comments about the functions of IBM products or systems, or to request additional publications, contact your IBM representative or your IBM authorized reseller.

When you send comments to IBM, you grant IBM a nonexclusive right to use or distribute your comments in any way it believes appropriate, without incurring any obligation to you.

You can send your comments to IBM in any of the following ways:

- By mail, to this address:

User Technologies Department (MP095)  
IBM United Kingdom Laboratories  
Hursley Park  
WINCHESTER,  
Hampshire  
SO21 2JN  
United Kingdom

- By fax:
  - From outside the U.K., after your international access code use 44-1962-816151
  - From within the U.K., use 01962-816151
- Electronically, use the appropriate network ID:
  - IBM Mail Exchange: GBIBM2Q9 at IBMMAIL
  - IBMLink<sup>™</sup> : HURSLEY(IDRCF)
  - Internet: idrcf@hursley.ibm.com

Whichever you use, ensure that you include:

- The publication title and order number
- The topic to which your comment applies
- Your name and address/telephone number/fax number/network ID.



---

# Index

## Numerics

08B (system completion code) 83  
3000 ABEND code 153  
3000–3033 ABEND codes 179  
3001 ABEND code 153  
3002 ABEND code 153  
3002–3033 ABEND code 180  
3005 ABEND code 154  
3007 ABEND code 58, 154  
3010 ABEND code 154  
3011 ABEND code 154  
3030 ABEND code 45  
3031 ABEND code 45, 154  
3032 ABEND code 45, 154  
3033 ABEND code 45, 154  
3999 ABEND code 2, 154, 179, 182

## A

ABEND code 1, 153  
    3000 153  
    3000–3033 179  
    3001 153  
    3002 153  
    3002–3033 180  
    3005 154  
    3007 58, 154  
    3010 154  
    3011 154  
    3030 45  
    3031 45, 154  
    3032 45, 154  
    3033 45, 154  
    3999 2, 154, 179, 182  
ABEND keyword 156, 162, 171  
ABEND type 179  
ABENDU keyword 156, 162, 172  
access code 156  
Access\_VMIB 105, 106  
accessibility 205  
ALLOCATE command 7, 11, 14, 44  
ALTER command 48  
alternate index, removing 48  
AMS REPRO command 34  
APAR number PN32203 41, 42  
APAR number PN32289 41, 42  
APAR PQ42845 49  
APAR process 158  
applying the fix 160  
ARCGIVER macro 10  
ARCHRCAL macro 78  
ARCHRCOV macro 70  
ARCHSEND macro 51  
ARCXTRCT macro 10, 69  
AS\_Init\_Started 105, 106  
ASCRE\_Started 105, 106  
Authorized Program Analysis Report (APAR) 156

## B

BACKOUT command 9, 11, 12, 36  
BACKUPTIME parameter 52  
BADCLOSE return code 71, 78  
BADOPEN return code 71, 78  
base cluster 48  
base key 22  
basic sequential access method (BSAM) 44  
BIB 181  
BLDVRP command 40  
BLDVRP macro 36  
block descriptor word (BDW) 60, 154  
BOFLGREC 61  
BookManager 201  
buffer 36  
BWO bit 43  
BWO flag 48  
BWO flags 48

## C

CA (change accumulation) 49, 93  
call sequence 180  
call-receipt 156  
CANCEL command 119  
CEMT command 46, 47  
Center Support structure 155  
Center Support structure diagram 155  
change team 158, 160  
changes for CICS VR R4V3 xvi  
changes for CICS VR R5V1 xiv  
changes for CICS VR R5V2 xiii  
changes for Version 4 Release 1 xix  
checklist 175  
CICS VR command 163  
CICS VR is started at yy/mm/dd hh:mm:ss. 2  
CICS VR Server Component Trace 168  
CICS VR\_Disabled 105, 106  
CICS VR\_Init parameter 104  
CICS VR\_Ph1\_Init 105, 106  
CICS VR\_Ph2\_Init 105, 106  
classifying a problem 161  
closed APAR 160  
collecting diagnostic information 164  
    server address space 164  
collecting documentation for the APAR 159  
collecting information about any problem 163  
collecting information about specific problems 171  
command  
    ALLOCATE 7, 11, 14, 44  
    ALTER 48  
    AMS REPRO 34  
    BACKOUT 9, 11, 12, 36  
    BLDVRP 40  
    CANCEL 119

command (*continued*)

    CEMT 46, 47  
    DEFEXIT 24  
    DELETE 48  
    FCTCOMP 8, 23, 37, 38, 63  
    FIXCDS 51  
    ISPF ENVIRON 171  
    LISTCAT 48  
    MVSLOG 12  
    NOFORCE 62  
    PROFILE TSO 171  
    RECFORM(FIXED) 38  
    RECOVER 9, 11, 36  
    RELATE 48  
    SEQCHKR 40, 44  
    SETSMS 104  
    SPHERE 50, 52  
    VARY SMS,CICS VR,ACTIVE 107, 108

Command processing is completed in messages 79

comments to IBM 206

component ID 161, 175

condition code

    12 3, 6

    cc 2, 53, 58, 79, 80

control block formatting 171

Create\_VMIB 105, 106

CSECT (control section) 181, 182

Custom Built Installation Process Offering (CBIPO) 175

Custom Built Program Delivery Offering (CBPDO) 175

customer engineering 155

customer number 156

## D

D/T keyword 163

data control block (DCB) 154, 171

dealing with IBM 155

DEFEXIT command 24

DELETE command 48

description worksheet 156

DFSMS/MVS 163

DFSMSdss 46, 47

DFSMSShsm 10, 16, 19, 38, 48, 51, 69, 70, 78

diagnosis

    collecting diagnostic information

        CICS VR ISPF panel interface 166

        CICS VR utilities 166

    invoking CICS VR server address space 164

    problems initializing the CICS VR server address space at IPL 164

    file 180, 182

diagram 155

disability 205

distribution tape 163

DOC keyword 156, 162

documentation for an APAR 159  
 documents, licensed 202  
 documents, z/OS 202  
 DWW0000 message 154  
 DWW0010I 2  
 DWW018D message 107, 108  
 DWW281I 123  
 DWW620I 143  
 dww621i 143  
 dww622i 143  
 DWW625I 144  
 DWW626I 144  
 DWW627I 144, 145  
 DWWARC1 ddname 53  
 DWWCON 179  
 DWWCOPY ddname 60  
 DWWDMMSG 179  
 DWWDMMSG file 2  
 DWWDUMP 179, 180  
 DWWDUMP file 2  
 DWWIN 179  
 DWWIN message 61  
 DWWIN, reading 46  
 DWWJUP utility 40, 44, 154  
 DWWLOG 15, 179  
 DWWPPVLT (VSAM sphere list  
   panel) 43  
 DWWPRINT 179  
 DWWPRINT file 173  
 DYNALLOC macro 46, 69, 70, 71, 78  
 dynamic address translation 171

## E

entering into RETAIN 158  
 entry sequenced data set (ESDS) 153  
 entry-sequenced data set (ESDS) 24, 34,  
   38, 41, 42  
 environment specification 163  
 EOM\_NoRestartAttempted 105, 106  
 EOM\_ResourceMgr\_Comp 105, 106  
 EOM\_Restart\_Start 105, 106  
 epilg 179, 184  
 error diagnosis 179  
 ERROR return code 71, 78

## F

failing function information 163  
 failing instruction 180, 181, 183  
 FCTCOMP command 8, 23, 37, 38, 63  
 FIXCDS command 51  
 FIXED keyword 38  
 formatted dump 162  
 formatting the Server Component Trace  
   Table 170  
 function modification ID (FMID) 175

## G

GDTTBL 181  
 generation data group (GDG) 12  
 Get\_LX 105, 106  
 Get\_VRGB@ 105, 106  
 glossary 187  
 Greenwich Mean Time (GMT) 77

## H

hardware 163  
 Hardware Engineering 155

## I

IBM's program support structure 155  
 ICF catalog 9, 47, 48  
 IDCAMS 69, 76  
 IDCAMS LISTCAT 9  
 IDCAMS message 159  
 IFAPRDxx member 108  
 IGWABWO macro 48  
 IGWARLS macro 72, 79  
 incident number 156  
 INCORROUT keyword 156, 162, 173  
 information messages 2  
 Information/Access IBM 162  
 Init\_Complete 105, 106  
 insufficient documentation 159  
 Interactive Problem Control System  
   (IPCS) 171  
 internal trace table 180  
 IOERROR return code 71, 78  
 ISPF 163  
 ISPF ENVIRON command 171

## J

JCL for error output 179  
 JES2 163  
 JES3 163  
 job control language (JCL) 163  
 journal archive control data (JACD) 15,  
   25  
 journal control table (JCT) 43

## K

key-sequenced data set (KSDS) 41, 42  
 keyboard 205  
 keyboard navigation of the user  
   interface 205  
 KEYLEN parameter 6  
 keyword  
   ABEND 156  
   ABENDU 156  
   DOC 156  
   FIXED 38  
   INCORROUT 156  
   LOOP 156  
   MSG 156  
   NAME 31  
   NEWPATH 48  
   NOTIEUPS 49  
   PERFM 156  
   PREFIX 52  
   SHADOW 49  
   STARTTIME 8, 34  
   STOPTIME 34  
   VARIABLE 38  
   WAIT 156  
 keyword strings, examples 161  
 keyword symptom table 162  
 keywords, describing a problem 161

## L

licensed documents 202  
 LISTCAT command 48  
 Load\_Server 105, 106  
 local support center 155  
 LookAt, using 203  
 LOOP keyword 156, 162, 173

## M

macro  
   ARCGIVER 10  
   ARCHRCAL 78  
   ARCHRCOV 70  
   ARCHSEND 51  
   ARCXTRCT 10, 69  
   BLDVRP 36  
   DYNALLOC 46, 69, 70, 71, 78  
   IGWABWO 48  
   IGWARLS 72, 79  
 message  
   DWW0212 40, 44  
   IDCAMS 159  
   SYSLOG 159  
 message number 2, 143, 144, 145  
   DWW0000T 2  
   DWW0011I 2  
   DWW0100S 2  
   DWW0101S 3  
   DWW0102I 3  
   DWW0105S 3  
   DWW0106I 3  
   DWW0107I 3  
   DWW0108S 3  
   DWW0109S 3  
   DWW0110S 4  
   DWW0111S 4  
   DWW0112S 4  
   DWW0113S 4  
   DWW0114S 4  
   DWW0116S 4  
   DWW0117S 4  
   DWW0118S 4  
   DWW0119S 5  
   DWW0120I 5  
   DWW0121S 5  
   DWW0122S 5  
   DWW0123S 5  
   DWW0124I 5  
   DWW0125I 5  
   DWW0126S 6  
   DWW0128S 6  
   DWW0129S 6  
   DWW0130I 6  
   DWW0132I 6  
   DWW0133I 6  
   DWW0134I 6  
   DWW0135S 7  
   DWW0136S 7  
   DWW0137S 7  
   DWW0150S 7  
   DWW0151S 7  
   DWW0152S 7  
   DWW0153S 8  
   DWW0154S 8  
   DWW0155S 8

message number *(continued)*

DWW0156S 8  
DWW0157S 8  
DWW0158S 8  
DWW0162S 8  
DWW0165S 9  
DWW0169E 9  
DWW0170S 9  
DWW0171S 9  
DWW0172W 9  
DWW0175I 9  
DWW0176E 10  
DWW0177E 10  
DWW0178E 10  
DWW0179E 10  
DWW0180E 10  
DWW0181I 10  
DWW0182E 10  
DWW0183E 11  
DWW0200S 11  
DWW0201S 11  
DWW0202S 11  
DWW0203S 11  
DWW0204S 12  
DWW0205S 12  
DWW0206S 12  
DWW0208S 12  
DWW0209S 12  
DWW0210I 13  
DWW0211S 13  
DWW0212S 13  
DWW0213I 13  
DWW0214I 13  
DWW0215S 14  
DWW0216S 14  
DWW0217S 14  
DWW0241E 14  
DWW0242E 14  
DWW0243E 14  
DWW0244I 15  
DWW0400S 15  
DWW0401S 15  
DWW0450W 15  
DWW0451S 15  
DWW0452W 16  
DWW0453S 16  
DWW0454W 17  
DWW0455S 17  
DWW0456W 18  
DWW0457S 18  
DWW0458W 19  
DWW0459S 19  
DWW0460W 20  
DWW0461S 20  
DWW0462I 21  
DWW0470S 21  
DWW0471S 21  
DWW0472S 21  
DWW0473S 22  
DWW0474S 22  
DWW0475S 22  
DWW0476S 22  
DWW0477S 22  
DWW0478S 22  
DWW0479W 23  
DWW0480W 23  
DWW0481S 23

message number *(continued)*

DWW0500A 23  
DWW0501A 23  
DWW0502S 24  
DWW0503A 24  
DWW0504S 24  
DWW0505S 24  
DWW0506S 127  
DWW0507S 24  
DWW0550W 24  
DWW0551S 25  
DWW0552W 25  
DWW0553S 26  
DWW0554W 26  
DWW0555S 27  
DWW0556W 27  
DWW0557S 28  
DWW0558W 28  
DWW0559S 28  
DWW0560W 29  
DWW0561S 29  
DWW0562S 30  
DWW0563S 30  
DWW0564S 30  
DWW0565S 31  
DWW0566S 31  
DWW0567I 31  
DWW0568S 31  
DWW0569S 31  
DWW0570S 31  
DWW0571S 31  
DWW0572W 32  
DWW0600S 32  
DWW0601I 32  
DWW0602I 32  
DWW0603I 33  
DWW0604I 33  
DWW0605I 34  
DWW0606S 34  
DWW0607S 34  
DWW0608S 35  
DWW0609S 35  
DWW0610S 36  
DWW0611S 36  
DWW0612S 36  
DWW0613S 36  
DWW0614S 36  
DWW0615S 37  
DWW0616S 37  
DWW0618I 37  
DWW0619I 37  
DWW0620S 38  
DWW0621I 38  
DWW0622I 38  
DWW0623I 38  
DWW0624I 39  
DWW0625E 39  
DWW0626I 40  
DWW0627E 40  
DWW0628E 40  
DWW0629I 40  
DWW0630I 41  
DWW0631I 41  
DWW0632I 41  
DWW0633E 41  
DWW0634E 41  
DWW0635I 42

message number *(continued)*

DWW0636S 42  
DWW0637E 42  
DWW0638I 42  
DWW0639E 42  
DWW0640W 43  
DWW0641I 43  
DWW0642I 44  
DWW0650S 44  
DWW0651I 44  
DWW0652S 44  
DWW0653S 45  
DWW0654S 45  
DWW0655S 45  
DWW0656S 45  
DWW0701S 46  
DWW0702I 46  
DWW0703S 46  
DWW0704S 46  
DWW0707S 46  
DWW0708W 47  
DWW0709E 47  
DWW0710E 47  
DWW0711I 47  
DWW0712E 48  
DWW0715S 48  
DWW0720S 48  
DWW0721S 48  
DWW0722I 49  
DWW0723I 49  
DWW0801S 49  
DWW0802S 49  
DWW0901I 49  
DWW0902I 49  
DWW0903S 49  
DWW0904S 50  
DWW0905S 50  
DWW0906I 50  
DWW0907S 50  
DWW0908S 50  
DWW0909S 50  
DWW0910W 50  
DWW0911S 51  
DWW0912S 51  
DWW0913E 51  
DWW0914S 51  
DWW0915S 51  
DWW0916S 51  
DWW0917W 51  
DWW0919I 51  
DWW0920S 52  
DWW0921S 52  
DWW0922I 52  
DWW0923W 52  
DWW0924W 52  
DWW0925W 52  
DWW0926S 52  
DWW0927S 52  
DWW0928S 53  
DWW0929S 53  
DWW1101I 53  
DWW1102I 53  
DWW1103S 53  
DWW1104S 53  
DWW1105S 53  
DWW1106W 54  
DWW1107S 54

## message number (continued)

DWW1110E 54  
DWW1111E 54  
DWW1112E 54  
DWW1113I 54  
DWW1114E 54  
DWW1115E 54  
DWW1116S 54  
DWW1117E 54  
DWW1118I 54  
DWW1119I 55  
DWW1121E 55  
DWW1122W 55  
DWW1123E 55  
DWW1124S 55  
DWW1125S 55  
DWW1126S 55  
DWW1127S 55  
DWW1128S 55  
DWW1129S 55  
DWW1130I 56  
DWW1131W 56  
DWW1132W 56  
DWW1133S 56  
DWW1134S 56  
DWW1135S 56  
DWW1136W 56  
DWW1137W 56  
DWW1139S 56  
DWW1140S 56  
DWW1141S 57  
DWW1142S 57  
DWW1143S 57  
DWW1144S 57  
DWW1145S 57  
DWW1146S 57  
DWW1147S 57  
DWW1148W 57  
DWW1149S 57  
DWW1150S 57  
DWW1151S 57  
DWW1152S 58  
DWW1153S 58  
DWW1154S 58  
DWW1155S 58  
DWW1156S 58  
DWW1157S 58  
DWW1158S 58  
DWW1171S 58  
DWW1172S 58  
DWW1173I 58  
DWW1174S 59  
DWW1175S 59  
DWW1176S 59  
DWW1177W 59  
DWW1178S 59  
DWW1179S 59  
DWW1180S 59  
DWW1181S 59  
DWW1182I 59  
DWW1183S 59  
DWW1184S 60  
DWW1201S 60  
DWW1202S 60  
DWW1203S 60  
DWW1204S 60  
DWW1205S 60

## message number (continued)

DWW1206S 60  
DWW1207S 60  
DWW1208S 60  
DWW1209S 61  
DWW1210S 61  
DWW1211S 61  
DWW1221S 61  
DWW1222S 61  
DWW1223W 61  
DWW1224W 61  
DWW1225S 61  
DWW1226S 61  
DWW1227S 61  
DWW1228S 62  
DWW1229S 62  
DWW1230E 62  
DWW1231E 62  
DWW1232E 62  
DWW1233E 62  
DWW1234S 62  
DWW1235S 63  
DWW1236W 63  
DWW1237W 63  
DWW1238S 63  
DWW1239S 63  
DWW1240I 63  
DWW1241I 63  
DWW1242S 63  
DWW1251W 64  
DWW1252W 64  
DWW1253W 64  
DWW1254W 64  
DWW1255W 64  
DWW1256W 65  
DWW1257W 65  
DWW1258W 65  
DWW1259W 65  
DWW1260S 65  
DWW1261S 65  
DWW1266W 65  
DWW1267E 66  
DWW1268I 66  
DWW1269I 66  
DWW1270E 66  
DWW1271I 66  
DWW1272I 66  
DWW1273I 67  
DWW1274I 67  
DWW1275I 67  
DWW1276I 67  
DWW1277I 67  
DWW1278I 67  
DWW1279I 67  
DWW1280I 67  
DWW1281I 68  
DWW1282I 68  
DWW1283I 68  
DWW1284I 68  
DWW1285I 68  
DWW1286I 68  
DWW1287I 68  
DWW1288I 68  
DWW1289I 68  
DWW1290I 69  
DWW1292E 69  
DWW1293E 69

## message number (continued)

DWW1294E 69  
DWW1295E 69  
DWW1296E 69  
DWW1297E 70  
DWW1298E 70  
DWW1299E 70  
DWW1300E 70  
DWW1301E 70  
DWW1302E 70  
DWW1303E 70  
DWW1304E 71  
DWW1305E 71  
DWW1306E 71  
DWW1307E 71  
DWW1308E 71  
DWW1309E 64, 71  
DWW1310E 64, 71, 78  
DWW1311E 72  
DWW1312E 72  
DWW1313E 72  
DWW1314E 72  
DWW1315E 72  
DWW1316E 72  
DWW1317E 72  
DWW1318E 73  
DWW1319E 73  
DWW1320E 73  
DWW1321E 73  
DWW1322W 73  
DWW1323W 74  
DWW1324W 74  
DWW1325W 75  
DWW1326E 75  
DWW1327W 75  
DWW1328I 76  
DWW1329E 76  
DWW1330E 76  
DWW1331E 76  
DWW1332E 76  
DWW1333W 76  
DWW1334W 77  
DWW1335W 77  
DWW1336W 77  
DWW1337W 77  
DWW1338E 77  
DWW1339E 77  
DWW1340E 77  
DWW1342E 78  
DWW1343E 78  
DWW1344E 78  
DWW1345I 78  
DWW1346I 78  
DWW1347E 78  
DWW1401I 79  
DWW1402I 79  
DWW1403W 79  
DWW1404W 79  
DWW1405E 79  
DWW1406W 79  
DWW1407W 79  
DWW1410E 79  
DWW1413I 79  
DWW1414S 80  
DWW1415S 80  
DWW1501I 80  
DWW1502I 80

## message number (continued)

DWW1503S 80  
DWW1504S 80  
DWW1505S 80  
DWW1506S 80  
DWW1507S 81  
DWW1508I 81  
DWW1509I 81  
DWW1520S 81  
DWW1541I 81  
DWW1554S 82  
DWW1555S 82  
DWW1556S 82  
DWW1556W 82  
DWW1557S 82  
DWW1557W 82  
DWW1558S 82  
DWW1568S 82  
DWW1571S 83  
DWW1572S 83  
DWW1573I 83  
DWW1601S 83  
DWW1602S 83  
DWW1603S 83  
DWW1604S 83  
DWW1605I 83  
DWW1606I 83  
DWW1607I 84  
DWW1608I 84  
DWW1701I 81, 84  
DWW1702I 81, 84  
DWW1703I 81, 84  
DWW1704S 84  
DWW1705I 85  
DWW1706S 85  
DWW1707S 85  
DWW1708S 85  
DWW1709S 85  
DWW1710S 85  
DWW1711S 85  
DWW1712E 86  
DWW1713E 86  
DWW1714E 86  
DWW1715S 86  
DWW1716S 86  
DWW1717S 86  
DWW1718S 86  
DWW1719S 87  
DWW1720S 87  
DWW1721I 87  
DWW1722I 87  
DWW1723W 87  
DWW1724W 87  
DWW1727S 87  
DWW1728W 87  
DWW1729I 88  
DWW1731W 88  
DWW1732W 88  
DWW1733W 88  
DWW1734S 88  
DWW1735S 88  
DWW1736W 89  
DWW1737S 89  
DWW1738S 89  
DWW1739S 89  
DWW1740E 89  
DWW1741E 89

## message number (continued)

DWW1742E 90  
DWW1743E 90  
DWW1744S 90  
DWW1745S 90  
DWW1746S 90  
DWW1747S 91  
DWW1750S 91  
DWW1751W 91  
DWW1752I 91  
DWW1753I 91  
DWW1754S 91  
DWW1755S 92  
DWW1756S 92  
DWW1757S 92  
DWW1758S 92  
DWW1801I 93  
DWW1802I 93  
DWW1811I 93  
DWW1812I 93  
DWW1813I 93  
DWW1814S 93  
DWW1815S 93  
DWW1816S 93  
DWW1817S 94  
DWW2500W 94  
DWW3000I 94  
DWW3002S 94  
DWW3500I 94  
DWW8000W 95  
DWW8001I 95  
DWW8002W 95  
DWW8003W 95  
DWW8004W 95  
DWW8005W 96  
DWW8006W 96  
DWW8007W 96  
DWW8008S 96  
DWW8009S 96  
DWW8010W 97  
DWW8020E 97  
DWW8021E 97  
DWW8022I 97  
DWW8023I 97  
DWW8024E 97  
DWW8025E 98  
DWW8026E 98  
DWW8027E 98  
DWW8028E 98  
DWW8029W 98  
DWW8030W 98  
DWW8031I 98  
DWW8032E 98  
DWW8101I 98  
DWW8102I 98  
DWW8103I 99  
DWW8104S 99  
DWW8105I 99  
DWW8106S 99  
DWW8107S 99  
DWW8108S 99  
DWW8109S 99  
DWW8110S 100  
DWW8111S 100  
DWW8112S 100  
DWW8151I 100  
DWW8152I 100

## message number (continued)

DWW8153S 100  
DWW8154I 100  
DWW8155S 101  
DWW8156S 101  
DWW8157I 101  
DWW8158S 101  
DWW8159S 101  
DWW8160S 101  
DWW8161S 101  
DWW8301S 101  
DWW8302I 101  
DWW8303S 101  
DWW8304S 102  
DWW8305I 102  
DWW8306S 102  
DWW8307S 102  
DWW8308E 102  
DWW8309I 102  
message number, operator  
DWW007E 103  
DWW007I 103  
DWW008I 103  
DWW009E 103, 104  
DWW009I 103  
DWW010I 104  
DWW014I 104  
DWW015I 104  
DWW016E 104  
DWW016I 104  
DWW017E 105  
DWW017I 105  
DWW018D 105  
DWW019D 105  
DWW020I 105, 106  
DWW021E 107  
DWW051I 107  
DWW172I 107, 108  
DWW180E 108  
DWW190E 108  
DWW190I 108  
DWW204E 109  
DWW204I 109  
DWW205E 110  
DWW205I 110, 111  
DWW206E 111  
DWW206I 111, 112  
DWW207E 112  
DWW207I 112, 113  
DWW210I 113, 114  
DWW220I 114  
DWW250I 116  
DWW251I 116  
DWW252I 116  
DWW253I 117  
DWW254I 117  
DWW255I 117  
DWW256I 117  
DWW257I 117  
DWW258I 117  
DWW259I 117  
DWW260I 118  
DWW261I 118  
DWW262I 119  
DWW263I 119  
DWW264I 119  
DWW280I 122



message number, operator (continued)

DWW821I 145  
DWW823I 145  
DWW829I 145  
DWW838I 146  
DWW839I 146  
DWW840I 146  
DWW841I 147  
DWW842I 147  
DWW843I 147  
DWW844I 148  
DWW850I 148  
DWW851I 148

message text 2

\*\*\*\* Reply is invalid \*\*\*\* Please enter the name of the log or STOP. 24  
A backout-failed end indicator is missing. The base cluster to back out is dddd. 127  
A change in log ID from jj1 to jj2 is found on the log dddd. 62  
A DSNNAME record with an incorrect version has been found on log dddd. Processing terminates. 22  
A DSNNAME record with an incorrect version is found on the log dddd. 63  
A duplicate record is found and is ignored. 79  
A GDG or concatenated DD statements defining logs is specified for backout processing. 12  
A GMT value is specified for a time field. This is only supported if the MVSLOG command is also specified. 12  
A hex or binary constant is specified improperly. 4  
A label record with an incorrect version is found on the log dddd. 61  
A left parenthesis is missing before pppp. 57  
A left parenthesis is missing following the keyword kkkk. 3  
A logical backup could not be found for VSAM sphere dddd 97  
A logical backup could not be found for VSAM sphere dddd. 95  
A logical backup is to be used for VSAM sphere dddd : HSM version cc 97  
A missing end of comment is assumed at the end of the statement. 56  
A missing end quote is assumed at the end of the statement. 56  
A missing right parenthesis is assumed after the statement. 57  
A mixture of CICS logs and MVS log streams or their copies are needed for VSAM sphere dddd. 76  
A preformatted log dddd does not have an end-of-file marker. 21  
A problem is found with a log for VSAM spheredddd. 96

message text (continued)

A problem is found with log dddd1 during construction of the complete recovery job for sphere dddd2. 64  
A required keyword for command cccc is missing. 58  
A right parenthesis is missing after vvvv. 3  
A sequence error occurred for log dddd1 during construction of the complete recovery job for sphere dddd2. 64  
A time decrease is found on the log dddd. 62  
A value is missing after pppp. 57  
Above text bypassed until next command. Condition code is 12. 3  
Above text is bypassed until the next command. Condition code is 12. 6  
Additional logs are needed to finish backout. Enter the name of a log or STOP. 23  
All forward recovery processing will be skipped for VSAM sphere dddd because the RCDS is not allocated. 71  
All log records were not processed in the change accumulation run. 52  
an attempt to disable CICS VR AFR for CICS backout failures failed due to an unexpected error. 145  
an attempt to disable CICS VR AFR for CICS backout failures failed. The exit program could not be accessed. 144  
an attempt to disable CICS VR AFR for CICS backout failures failed. The request is not authorized. 144  
an attempt to enable CICS VR AFR for CICS backout failed. The request is not authorized. 143  
an attempt to enable CICS VR AFR for CICS backout failures failed due to unexpected error. 143  
an attempt to enable CICS VR AFR for CICS backout failures failed. 143  
An attempt to retrieve catalog information for VSAM sphere dddd failed. 73, 76  
An error condition occurred. Processing terminates as specified in the error exit. 13  
An error occurred when opening the data set connected to ddname ddn. 46  
An error occurred when opening the old CA dataset dddd. 52  
An error occurred when reading the VSAM catalog entry for VSAM data set dddd. Return code is cccc. 90  
An illegal record length is in the after-image record. The data set is dddd. 14, 38  
An improper numeric digit is found in pppp. 4

message text (continued)

An improperly placed comma is found and ignored. 3  
An incorrectly placed comma at pppp is ignored. 56  
An incorrectly placed comma in the parm string is ignored. 56  
An invalid comma is inserted in pppp. 57  
An invalid item vvvv is inserted in the keyword. 57  
An invalid left parenthesis appears after pppp. 4  
An invalid right parenthesis is inserted in pppp. 56  
An invalid right parenthesis is inserted in the parm string. 56  
An invalid separator is specified after pppp. 57  
An invalid value vvvv is inserted in the keyword kkkk. 59  
An invalid value vvvv is specified or a keyword is misspelled. 57  
An open error occurred for the data set allocated to the ddname ddn. 58, 61  
An open error occurred for the DWWIN data set. 61  
An open error occurred for the report data set. 61  
attempt to bind the VSAM RLS locks for VSAM sphere dddd LOG(IIII) was not successful. 87  
attempt to unbind the VSAM RLS locks for VSAM sphere dddd LOG(IIII) was not successful. 87  
Backout failing activity overlaps for sphere dddd. 65  
Backup-while-open flags in the ICF catalog are updated to vvv for dddd prior to cccc. 47  
Batch Backout for jobname jjjj is requested but no information for this jobname is found in the RCDS. 85  
Batch Backout for several steps are requested but more than one mvsllog was used for undo logging. 85  
Batch Backout with RCDS(YES) is requested but no RCDS is allocated. 85  
BLDVRP command: there is no buffer large enough for the dddd VSAM data set. 36  
Both the RECOVER and the BACKOUT commands are specified. 11  
Change accumulation is started at yyyy/mm/dd hh:mm:ss. 49  
Change accumulation is terminated. The maximum condition code is cc. 49  
CICS has initiated a startup of CICS VR server. 144

message text (continued)

CICS VR automated forward recovery for CICS backout failures already disabled. The disable request rejected. 144

CICS VR automated forward recovery for CICS backout failures already enables. The enable request rejected. 143

CICS VR automated forward recovery for CICS backout failures has been disabled. 144

CICS VR AUTOMATED FORWARD RECOVERY FOR CICS BACKOUT FAILURES HAS BEEN ENABLED 143

CICS VR automated forward recovery for CICS backout failures has been stopped. The BF exit abended. 144

CICS VR is not licensed for use on the system. 54

CICS VR processing complete. Maximum condition code is cc. 2

CICS VR server address space is initialized at yy/mm/dd hh:mm:ss. 94

CICS VR V1 command is found and ignored. 6

Close of data set dddd failed. VSAM return codes are R15=cc, FDBK=nn. 88

Command cccc appears too often. 6

command cccc is specified more than once. 102

Command cccc1 is ignored for command cccc2. 58

Command processing has completed. The maximum condition code is cc. 102

Command processing is complete. The maximum condition code is cc. 58

Command processing is completed. The maximum condition code is cc. 50, 79, 84, 93, 99, 100

Command syntax checking is complete. The maximum condition code is cc. 81

Constant vvvv exceeds length limit. 3

Constant vvvv is not within the value range. 5

Contradictory statements are inserted for the command cccc with the ddname dd. 59

Data set dddd is not a VSAM data set. 37

Data set dddd was not found in the catalog. 52

Data set name dddd in the RELATE command is not a path but a base cluster. 7

dddd appears in more than one RECOVER or BACKOUT command. 9

dddd appears in more than one SPHERE command. 50

message text (continued)

dddd has backout failed records on the system log after last backup. 50

Ddname dd. relates to both dddd1 and dddd2. 37

Default time format is to be used : cccc 98

Delete of the old CA data set dddd failed. 52

Delimiter n is not properly preceded by a constant or a keyword. 3

Deregister of log of logs dddd is successful. 55

Duplicate FCTCOMP commands are specified for ddname dd. 8

Duplicate statements were inserted for the command cccc with the ddname dd. The statement is ignored. 59

Duplicate VSAM sphere name ddddenountered. 95

DWWCONn is back-level. 84

DWWCONn is full. 83

DWWCONn is missing or incorrectly specified. 83

Dynamic allocation of CA data set dddd failed. Return code-R15=X'cc1', MVS RC=X'cc2'. 49

Dynamic allocation of data set dddd failed. Return code-R15=cc1, MVS RC=cc2. 46

Dynamic allocation of old CA data set dddd failed. Return code-R15=X'cc1', MVS RC=X'cc2'. 49

Dynamic deallocation of data set dddd failed. Return code-R15=cc1, MVS RC=cc2. 46

Error condition is ignored as specified in the error exit. Processing continues. 13

Expected UNDO END log record not found on log stream llll for job step stepname. 87

For data set dddd the registered time of yydddhhmmss comes after the specified STARTTIME. 9

For data set dddd the registered time of yydddhhmmss comes after the specified STOPTIME. 9

For VSAM sphere dddd it was detected that alternate index dddd was in the upgrade set. 76

Forward recovery was not attempted for VSAM sphere dddd because of a previously detected error. 68

Generation of ACB for data set dddd failed. VSAM return codes are R15=cccc, R0=ssss. 89

Generation of RPL for data set dddd failed. VSAM return codes are R15=cccc, R0=ssss. 90

GMT times were specified for VSAM sphere dddd but it was not logged on any MVS log stream or log stream copy. 76

HSM logical backup version cc does not exist for VSAM sphere dddd 98

message text (continued)

Incomplete field specification appears at position xx in date/time field starttime/stoptime. 8

Inconsistent parameters appeared involving kkkk. 5

Inconsistent record types are found in the RCDS definitions. 79

Initialization of the CICS VR server address space is terminated at yy/mm/dd hh:mm:ss. 94

Input stream end-of-file is found before end of command. 6, 65

Invalid CICS VR parameter dddd specified. 96

Invalid day number appears in date/time field for a non-leap year starttime/stoptime. 8

Invalid day number appears in date/time field starttime/stoptime. 7

Invalid number of minutes appears in date/time field starttime/stoptime. 8

Invalid number of seconds appears in date/time field starttime/stoptime. 8

Invalid or missing parentheses for specifying repeated subparameter list. 4

ISMF data set list does not exist. 96

ISPF cccc error. Return code = rc 98

It is uncertain whether the first job step has a stop time after the stop time specified for VSAM sphere dddd. 77

Item vvvv does not adhere to restrictions. 6

Keyword kkkk appears too often. 4

Keyword kkkk is incorrect. 4

Label record is missing. Statistics and start time comparison might be inaccurate. 13

Log data set dddd is a partitioned data set. This data set organization is not supported as a log for backout. 45

Log dddd is not allocated. Enter the new name or STOP. 23

Log of logs llll has been deleted from the RCDS during the scan. 63

Log of logs llll has been updated from the RCDS during the scan. 63

Log of logs llll was not found in the RCDS. 63

Logging for ddname dd. is assumed to be in variable format on CICS logs in the absence of any FCTCOMP commands. 37

Logical backup cccc not found in the RCDS for VSAM sphere dddd 98

Logical backup is to be used for VSAM sphere dddd : bbbb 97

Logical I/O error on log dddd at block number n has occurred. 45

message text (continued)

Logs are defined both via the  
ALLOCATE command and via the  
JCL. 11  
Module: mmmmm, reason: rrrr. 2  
Mutually exclusive keywords are  
specified. Both cccc1 and cccc2  
cannot be specified. 58  
New data set name dddd was  
specified for more than one VSAM  
sphere 98  
No attempt was made to bind any  
VSAM RLS locks for VSAM sphere  
dddd because of a previously  
detected error. 68  
No attempt was made to rebuild any  
alternate indexes for VSAM sphere  
dddd because of a previously  
detected error. 68  
No backout failing log record  
(BOFLGREC) type 1 is found for  
sphere dddd. 65  
No backout failing log record  
(BOFLGREC) type 3 is found for  
sphere dddd. 65  
No backups exist for the VSAM  
sphere dddd. 52  
No blocks were read for log of logs  
llll. 63  
No default prefix for CA output  
dataset was found. 52  
No log records were applied during  
batch backout processing that ended  
with the previously reported  
error. 91  
No logs are defined via the  
ALLOCATE command or the  
JCL. 11  
No mvslog name was entered in the  
ONLY keyword in the CA command  
and no name was found in the CICS  
VR RCDS. 52  
No new data was found in the  
RCDS. 51  
No records were applied to dddd. 43  
No records were backed out from  
sphere dddd. 87  
No records were exported from the  
RCDS. 82  
No records were exported to the  
RCDS. 82  
No RECOVER or BACKOUT  
command is specified. 11  
No recovery steps are generated for  
sphere dddd. 64  
No report can be written for VSAM  
sphere dddd, because the RCDS is  
not allocated. 66  
No updates are applied or the backout  
is incomplete for dddd. 24  
Not enough logs are supplied.  
Processing terminates. 24  
NOTIEUPS is specified for at least one  
VSAM data set. However, the RCDS  
is not allocated. Recovery stops. 49

message text (continued)

Open of data set dddd failed. VSAM  
return codes are R15 X'cc',  
FDBK=X'nn'. 14  
Open of data set dddd failed. VSAM  
return codes are R15=cc,  
FDBK=nn. 32, 88  
Open of log dddd failed. 44  
Preceding I/O error has forced  
termination. 13, 14  
RCDS Delete is started at yy/mm/dd  
hh:mm:ss 93  
RCDS Delete is terminated. The  
number of deleted entries are  
cccc 93  
RCDS reset is successful for data set  
dddd. 83  
Read failed for log  
dddd.synadinfo. 44  
Read failed for the DWWIN data set,  
synadinfo. 46  
Redundant or CICS VR V1  
parameter(s) are found and  
ignored. 6  
Register of log of logs dddd is  
successful. 54  
Remainder of command input stream  
is ignored. 3, 6  
Required (sub)parameter of pppp is  
missing. 5  
Restore skeleton cccc was not found  
for the logical backup dddd 98  
Scan failed because of the previous  
errors. No updates will be made to  
the RCDS. 63  
SCAN or REPORTONLY was  
requested but no log of logs entries  
are found in the RCDS. 54  
SHADOW is requested for at least one  
VSAM data set. However, the RCDS  
is not allocated. Recovery stops. 49  
SHOWCB ACB for data set dddd  
failed. VSAM return codes are  
R15=cccc, R0=ssss. 90  
Specified backup dddd1 of VSAM  
sphere dddd2 is not an online  
backup. 10  
Step times overlap for sphere  
dddd. 64  
The ARCGIVER server for the  
ARCXTRCT macro was not available  
when processing VSAM sphere  
dddd. 10  
The archive utility is started at  
yy/mm/dd hh:mm:ss. 53  
The archive utility is terminated. The  
maximum condition code is cc. 53  
The attempt to build alternate indexes  
for the new sphere dddd failed. The  
return code is cc. 99  
The attempt to build the new sphere  
dddd failed. The return code is  
cc. 99, 100  
The attempt to obtain information for  
VSAM sphere dddd failed. 99

message text (continued)

The backout failing log records  
(BOFLGRECs) are not on the log for  
sphere dddd. 65  
The batch backout utility is started at  
yy/mm/dd hh:mm:ss 84  
The batch backout utility is  
terminated. The maximum condition  
code is cc. 84  
The block is too short to contain a  
BDW. The length is nn1. 60  
The block length is not the same as in  
the BDW. The block length is nn1  
and the length in the BDW is  
nn2. 60  
The block number n is not in the  
correct format. 54  
The cccc command is specified more  
than once. 85, 93, 99, 101  
The command cccc is specified more  
than 50 times. 50  
The command cccc is specified more  
than once. 50, 59, 82  
The command cccc is undefined. 56  
The command is missing or the  
format is invalid. 56  
The concatenation of the VSAM  
sphere name dddd1 and the entered  
extension dddd2 exceeded 44  
characters. 95  
The data set dddd is not found in the  
VSAM catalog. 36  
The data sets that were specified for  
the shadow function have earlier  
been shadowed separately. 14  
The Data-In-Virtual (DIV) Identify  
service for data set dddd failed. The  
return code is rc and the reason  
code is rs. 82  
The Data-In-Virtual (DIV) Save service  
for data set dddd failed. The return  
code is rc and the reason code is  
rs. 83  
The Data-In-Virtual (DIV) Unidentify  
service for data set dddd failed. The  
return code is rc and the reason  
code is rs. 83  
The date xx or the time xx is not in  
the correct format on the first label  
record. 61  
The date xx or the time xx is not in  
the correct format. 54  
The DD statement that defines logs  
for a forward recovery run is  
incorrect. 15  
The DD statements that define logs  
are incorrect. 12  
The ddname ddn has concatenated  
DD statements present in the  
JCL. 53  
The ddname ddn, which is required  
as input to archive, is not present in  
the JCL. 53  
The ddname ddn, which is required  
for the copy, is not present in the  
JCL. 60

message text (*continued*)

The ddname ddname, which is required for the RCDS export utility is not present in the JCL. 82

The ddname DWWCA, which is required for this CA utility, is not present in the JCL. 53

The ddname DWWCOPY1, which is required for this utility, is not present in the JCL. 94

The empty quoted string is invalid for the keyword kkkk. 58

The end-of-file condition is detected before the end of a command. 80, 84, 99, 100

The end-of-file is found before the end of a command. 51, 59, 93

The end-of-life file is found before the end of a command. 82

The exit load module xxxx cannot be found. 12, 53, 80, 86

The first record on the current log is not a label record. 15

The first record on the log dddd is not a label record. 61

The following was entered as input on the parameter string: 85, 99, 101

The following was entered as input on the parm string: 59

The input log is empty. 61

The input RCDS contains a record type that is not defined in the destination RCDS. 79

The input RCDS is current-level. The migration utility is terminated. No records have been copied. 79

The input RCDS is inconsistent or empty. The migration utility is terminated. No records have been copied. 79

The Journal Print utility is started at yyyy/mm/dd hh:mm:ss. 93

The Journal Print utility is terminated. The maximum condition code is cc. 93

The keyword ALL in the SPHERE command is only allowed if the keyword ONLY is specified in the GROUP command. 53

The keyword cccc appears too many times. 56

The keyword(s) for command cccc is missing. At least one keyword must be specified. 58

The log dddd contains no relevant records. 13, 61

The log ID jj1, entered as input, differs from the ID jj2 found on the log dddd. 62

The log of logs llll is specified more than once. 60

The log type xx defined for sphere dddd does not support forward recovery on an MVS log stream 31

The logical backup dddd is not cataloged 97

message text (*continued*)

The maximum record size bbbb for data set aaaa exceeds the maximum supported record size for change accumulation. 50

The MIGRATE command is specified more than once. 80

The migration utility is started at yy/mm/dd hh:mm:ss. 79

The migration utility is terminated. The maximum condition code is cc. nn records have been copied. 79

The MVS log stream copy utility is started at yy/mm/dd hh:mm:ss. 80

The MVS log stream copy utility is terminated. The maximum condition code is cc. 80

The MVS log stream llll is already registered in the RCDS. 55

The MVS log stream llll is not found in the RCDS. 55

The MVS log stream name for sphere dddd could not be retrieved since the service was not available. 31

The NOTIFY utility is terminated. The maximum condition code is cc1. The reason code is cc2. 100

The NOTIFY utility started at yy/mm/dd hh:mm:ss 100

The number of values in the FILEID and CICSID keywords are inconsistent. 7

The program failed to allocate a work area. 58

The RCDS is back-level. 83

The RCDS is full. 83

The RCDS is missing or incorrectly specified. 83

The RCDS utility has terminated. The maximum condition code is cc. 81

The RCDS utility is started at yy/mm/dd hh:mm:ss. 81

The record format of log dddd is fixed. 23, 60

The record length nn1 is too long for the blocksize nn2 of the output data set dddd. 60

The reorganization utility is started at yy/mm/dd hh:mm:ss. 98

The reorganization utility is terminated. The maximum condition code is cc. 98

The required command cccc is missing 100

The required command cccc is missing. 51, 59, 82, 87, 93, 101, 102

The required keyword BACKUPNAME is missing. 101

The required keyword DSNNAME is missing. 101

The required keyword is missing. Specify either kkkk or kkkk. 57

The required keyword kkkk is missing in the command cccc. 59

The required keyword kkkk is missing. 57

message text (*continued*)

The required keyword PRODUCT is missing. 101

The RESETBWO command failed for VSAM sphere dddd. The return code is X'cc1', and the reason code is X'cc2' 102

The RESETBWO command successfully completed for VSAM sphere dddd. 102

The selected or the default backup did not have backup time in GMT 98

The sort work data set specified in the ddname ddname is not a disk data set. 51

The STARTTIME value is higher than STOPTIME value. 8

The time format for VSAM sphere dddd is changed to local 98

The undo log stream llll is empty. 87

The value specified for the keyword PRODUCT has an invalid length. 101

The VSAM data set dddd is in error. Key length is length1, original key length is length2. 34

The VSAM data set dddd is not a base cluster. 36

The VSAM data set dddd to be backed out is not a base cluster. 89

The VSAM data set dddd to be backed out is not a VSAM data set. 89

The VSAM data set dddd to be backed out is not found in the VSAM catalog. 89

The VSAM Recovery Tool utility is started at 101

The VSAM Recovery Tool utility is terminated. The maximum condition code is cc. 101

The VSAM sphere dddd is not found in the RCDS. 52

The VSAM sphere dddd is specified more than once. 88, 102

There is a duplicate key in the RCDS. 54

There is a severe problem with the DWWCONn. The DIVabend code is aa. The DIV reason code is bbbb. 84

There is a severe problem with the RCDS. The DIVabend code is aa. The DIV reason code is bbbb. 83

This log has been previously archived. 54

Too many characters are in the date/time field. 8

Too many constants are in the list beginning at vvvv. 5

Too many left parentheses are inserted in pppp or an invalid value is inserted. 57

Too many left parentheses are inserted in the parm string. 57

Too many positional parameters are specified after pppp. 2



message text (continued)

Too many repeated subparameter lists appear. 4  
Too many right parentheses are found. Excess ignored. 5  
The end-of-file condition has been detected before the end of a command. 101  
Unable to recall VSAM sphere dddd  
The data set is not migrated. 78  
Unexpected result from DFSMSHsm: return code is aa, reason code is bb. 51  
Unexpected result from the external sort product. The sort return code is aa (decimal). 50  
Unresolved ddname dddd1 for VSAM spheredddd2. 96  
Verb name cccc is unknown. 4  
VSAM failed to build the requested resource pool. VSAM return code is R15=cc. 36  
VSAM sphere dddd has been recalled successfully. 78  
VSAM sphere dddd was active after recovery stop time. 77  
VSAM sphere dddd was active before recovery start time. 76  
VSAM sphere not found in the RCDS: dddd 97  
VSAM sphere not found in the RCDS: dddd 95  
Warning: command-end delimiter appears within apostrophes. 5  
Warning: too few right parentheses are found at end of command. 5  
While preparing to call DFSMSHsm for VSAM sphere dddd it was detected that the version (cc) does not exist. 70  
While preparing to call DFSMSHsm it was detected that there are no backups for VSAM sphere dddd. 70  
You cannot use the old type of preapply exit when you are recovering with an MVS log stream. 14  
Your external sort product is not at a level that supports CICS VR processing of very large records. 49

message text (operator)

CICS VR DATA SET NAMING CONVENTION CHANGED ON SYSTEM 109  
CICS VR DATA SET NAMING CONVENTION NOT CHANGED ON SYSTEM 109  
CICS VR DATA SET NAMING CONVENTION NOT SET DURING CICS VR ADDRESS SPACE INITIALIZATION ON SYSTEM 109

message text (operator) (continued)

CICS VR DATA SET NAMING CONVENTION SET DURING CICS VR ADDRESS SPACE INITIALIZATION ON SYSTEM 109  
CICS VR HISTORY SCAVENGER FINISHED ON SYSTEM: systemname 114  
CICS VR HISTORY SCAVENGER STARTED ON SYSTEM: systemname 113  
CICS VR INVENTORY SCAVENGER STARTED ON SYSTEM: systemname 113  
CICS VR INVENTORY SCAVENGER STARTING ON SYSTEM: systemname 113  
CICS VR IS NOT LICENSED FOR USE ON THE SYSTEM. 108  
CICS VR RCDS NAMING CONVENTION CHANGED 111  
CICS VR RCDS NAMING CONVENTION NOT CHANGED ON SYSTEM 110, 111  
CICS VR RCDS NAMING CONVENTION NOT SET DURING CICS VR ADDRESS SPACE INITIALIZATION ON SYSTEM 110  
CICS VR RCDS NAMING CONVENTION SET DURING CICS VR ADDRESS SPACE INITIALIZATION ON SYSTEM 110  
CICS VR SERVER ADDRESS SPACE HAS FAILED AND IS RESTARTING 104  
CICS VR SERVER ADDRESS SPACE IS NOW ACTIVE. 104  
CICS VR SERVER NOT ACTIVE. CICS VR\_INIT(NO) WAS SPECIFIED. 104  
CICS VR SERVER NOT AVAILABLE WHEN SYSTEM IN XCF LOCAL MODE. 103  
CICS VR SERVER NOT AVAILABLE WHEN SYSTEM IS PARTITIONING FROM SYSPLEX. 103, 104  
CICS VR SERVER SUCCESSFULLY TERMINATED AT END OF MEMORY. 103  
CICS VR taskname SERVICE REQUEST IS REJECTED - INCOMPLETE REQUEST. 114  
CICS VR taskname SERVICE REQUEST IS REJECTED - INVALID REQUEST. 114  
CICS VR taskname SERVICE REQUEST IS REJECTED - UNEXPECTED ERROR. 114  
CICS VR UNDO LOG NAMING CONVENTION NOT CHANGED ON SYSTEM: systemname - SAME VALUE SPECIFIED CURRENT VALUE: prefix 113

message text (operator) (continued)

CICS VR UNDO LOG NAMING CONVENTION SET DURING CICS VR ADDRESS SPACE INITIALIZATION ON SYSTEM: systemname CURRENT VALUE: prefix 113  
CICS VR XCF GROUP NAMING CONVENTION CHANGED 112  
CICS VR XCF GROUP NAMING CONVENTION NOT SET DURING CICS VR ADDRESS SPACE INITIALIZATION ON SYSTEM 111  
CICSVR SERVER REFRESH FAILED 107  
DFSMS CICS VR COMMAND REJECTED. CICS VR SERVER ADDRESS SPACE IS NOT ACTIVE. 107  
DISPLAY SMS, CICS VR - SERVER STATUS 105  
DISPLAY SMS, CICS VR -LOG STREAM CONNECTION STATUS 106  
SYSTEM LEVEL TOO LOW TO START CICS VR SERVER. 103

messages 1, 2

messages and abend codes 1

MSG keyword 156, 162, 173

MSGID 171

MVS 163

MVSLOG command 12

## N

NAME keyword 31

NEWPATH keyword 48

NOFORCE command 62

notices 209

NOTIEUPS keyword 49

## O

obtaining the fix 160

online CICS VR books 201

opening a PMR 156

operator message text

ATTEMPT TO GET MAIN SPACE FAILED 117

BUILDING OF VSAM CONTROL BLOCK FAILED RETURN CODE (IN HEX): rc REASON CODE (HEX): rsnc 116

CALLER IS NOT AUTHORIZED 116

date time A SEVERE ERROR (CODE X'code') HAS OCCURRED IN MODULE modname 145

GET BLOCK REQUEST FAILED 118

INVALID REDO LOG RECORD TYPE SPECIFIED RETURN CODE (IN HEX): rc REASON CODE (IN HEX): rsnc 118

INVALID RPL DETECTED 117

INVALID VSAM BATCH LOGGING TOKEN DETECTED 117



operator message text (*continued*)  
 INVALID VSAM FUNCTION  
   SPECIFIED RETURN CODE (IN HEX): rc REASON CODE (IN HEX):  
   rsnc 117  
 LOGGING NOT PERFORMED FOR  
   ADDRESS SPACE ASID (IN HEX):  
   nnnn RETURN CODE (IN HEX): rc  
   REASON CODE (IN HEX):  
   rsnc 117  
 NO REDO RECORDS  
   PRODUCED 119  
 UNEXPECTED ERROR DURING  
   VSAM BATCH LOGGING 119  
 USER ATTEMPTING TO WRITE TO  
   LOG WITH CIMODE BIT SET 117  
 USER ATTEMPTING TO WRITE TO  
   LOG WITH MRKBFR BIT SET LOG  
   STREAM 117  
 VSAM BATCH LOGGING  
   COMPLETED SUCCESSFULLY  
   ASID (IN HEX) 119  
 operator messages 102

## P

parameter  
   BACKUPTIME 52  
   CICS VR\_INIT 104  
   KEYLEN 6  
   REGION 153, 154  
   STRNO 6  
   UNIT 7  
   VOLUME 7  
   VSAMERROR 6  
 partitioned data set (PDS) 45  
 PC\_Setup 105, 106  
 PERFM keyword 156, 162, 174  
 performance problems 174  
 Ph1\_Init 105, 106  
 Ph2\_Init 105, 106  
 Phase1\_Complete 105, 106  
 Phase2\_Complete 105, 106  
 PN32203 (APAR number) 41, 42  
 PN32289 (APAR number) 41, 42  
 PQ42845 (APAR) 49  
 PREFIX keyword 52  
 problem determination procedures 161  
 problem management record (PMR) 156, 158  
 processing the problem 158  
 product library 162  
 PROFILE TSO command 171  
 profile, customer 156  
 program check 180  
 program number 161  
 program status word (PSW) 181  
 program temporary fix (PTF) 158  
 program update tape (PUT) 156, 160  
 programming interface information 210  
 prolog 179, 184  
 PTF 158

## Q

queue 158  
 queued sequential access method  
   (QSAM) 45

## R

reading the dump 181  
 RECFORM(FIXED) command 38  
 record descriptor word (RDW) 38, 154  
 record-level sharing (RLS) 12, 66, 68  
 RECOVER command 9, 11, 36  
 recovery control data set (RCDS)  
   as diagnosis information 167  
   as part of documentation for an  
   APAR 159  
   in messages 49, 52, 54, 63, 64, 65, 71,  
   79, 80, 83, 154  
 recovery request (RR) 66  
 referenced documents 201  
 REGION parameter 153, 154  
 register 181, 182  
 RELATE command 48  
 related messages 32, 46  
 relative byte address (RBA) 37  
 relative record data set (RRDS) 38, 42,  
   43  
 Remote Technical Assistance Information  
   Network (RETAIN) 156  
 removing alternate indexes 48  
 request parameter list (RPL) 32, 38, 43  
 RETAIN database 172  
 RETAIN, searching 162  
 return codes and reason codes in  
   non-CICS VR messages 150  
 RLSDATA RECOVERY TIMESTAMP 9

## S

save area 183  
 save-area chain 182  
 SCAN 54  
 secondary window resize 205  
 SEQCHKL  
   GAPINSEQUENCE(WARNING) 18,  
   21, 27  
 SEQCHKL  
   OUTOFSEQUENCE(STOP) 28  
 SEQCHKL  
   OUTOFSEQUENCE(WARNING) 19,  
   28  
 SEQCHKL  
   RESETSEQUENCE(STOP) 20, 29  
 SEQCHKL  
   RESETSEQUENCE(WARNING) 20, 29  
 SEQCHKR command 40, 44  
 SEQCHKR  
   GAPINSEQUENCE(STOP) 18, 25, 28  
 SEQCHKR  
   GAPINSEQUENCE(WARNING) 15, 24  
 SEQCHKR  
   OUTOFSEQUENCE(STOP) 16, 19, 26,  
   27  
 SEQCHKR  
   OUTOFSEQUENCE(WARNING) 16,  
   25

SEQCHKR RESETSEQUENCE(STOP) 17  
 SEQCHKR  
   RESETSEQUENCE(WARNING) 17, 26  
 Server\_EOJ 105, 106  
 Server\_EOM\_Start 105, 106  
 Server\_EOT 105, 106  
 service diagnostic messages 153  
 Set\_to\_ESTAE 105, 106  
 SETSMS command 104  
 severity levels (1, 2, 3) 156  
 SHADOW keyword 49  
 shortcut keys 205  
 SHOWCAT 37  
 SMSDATA BWO TIMESTAMP 9  
 snap dump 180, 182  
 software 163  
 software environment 175  
 specifying your environment 163  
 SPHERE command 50, 52  
 staff roles 155  
 STARTTIME keyword 8, 34  
 STOPTIME keyword 34  
 STRNO parameter 6  
 submitting documentation 160  
 summary of changes xiii  
 supplying information 156  
 Support Center representative 158  
 support group 156  
 SVC 174  
 SVC 26 37  
 SVC 99 69, 70, 71, 78  
 SYNAD information (synadinfo) 44  
 SYNADAF message buffer 13  
 SYNADAF message buffer format 46  
 SYSLOG message 159  
 SYSMDUMP 179  
 SYSMDUMP, allocating 171  
 system abends 181  
 system completion code 08B 83  
 system dump 180  
 System Management Facilities (SMF) 43  
 system modification program extended  
   (SMP/E) 163, 175  
 System Modification Program/Extended  
   (SMP/E) 159  
 Systems Engineering 155  
 SYSUDUMP 179, 180

## T

terminology ix  
 The input RCDS is current-level  
   in messages 79  
 time stamp 15, 16  
 TRACE command 168  
 trace example 170  
 trace information 184  
 trace options 169  
 trace table 173, 180  
 trademarks 210  
 turning off the trace facility 170

## U

understanding IBM program  
 support 155

- UNIT parameter 7
- useful documentation 159
- user errors 155
- USERMOD 160
- using assistive technologies 205
- using the ISPF ENVIRON command 171

## V

- VARIABLE keyword 38
- variable relative record data set (VRRDS) 38, 42, 43
- VARY SMS,CICS VR,ACTIVE command 107, 108
- virtual storage access method (VSAM) 38, 43, 48, 52, 68, 78
- VOLUME parameter 7
- VSAM 1
- VSAM BLDVRP macro 40
- VSAM sphere list panel (DWWPPVLT) 43
- VSAMERROR parameter 6

## W

- WAIT keyword 156, 162, 174
- WAIT SVC 174
- WaitForASInitDone 105, 106
- Waiting\_for\_Reply\_to\_IGW418D 105, 106
- warning messages 2
- with installation 163
- worksheet 175
- wraparound trace 184
- WTPMSG 171

## Z

- z/OS documents 202
- ZAP 160

---

## Notices

This information was developed for products and services offered in the U.S.A. IBM might not offer the products, services, or features discussed in this document in other countries. Consult your local IBM representative for information on the products and services currently available in your area.

Any reference to an IBM product, program, or service is not intended to state or imply that only that IBM product, program, or service can be used. Any functionally equivalent product, program, or service that does not infringe any IBM intellectual property right can be used instead. However, it is the user's responsibility to evaluate and verify the operation of any non-IBM product, program, or service.

IBM might have patents or pending patent applications covering subject matter described in this document. The furnishing of this document does not give you any license to these patents. You can send license inquiries, in writing, to:

IBM Director of Licensing  
IBM Corporation  
North Castle Drive  
Armonk, NY 10504-1785  
U.S.A.

For license inquiries regarding double-byte (DBCS) information, contact the IBM Intellectual Property Department in your country or send inquiries, in writing, to:

Intellectual Property Licensing  
Legal and Intellectual Property Law  
IBM Japan, Ltd.  
19-21, Nihonbashi-Hakozakicho, Chuo-ku  
Tokyo 103-8510, Japan

**The following paragraph does not apply to the United Kingdom or any other country where such provisions are inconsistent with local law:**

INTERNATIONAL BUSINESS MACHINES CORPORATION PROVIDES THIS PUBLICATION "AS IS" WITHOUT WARRANTY OF ANY KIND, EITHER EXPRESS OR IMPLIED, INCLUDING, BUT NOT LIMITED TO, THE IMPLIED WARRANTIES OF NON-INFRINGEMENT, MERCHANTABILITY OR FITNESS FOR A PARTICULAR PURPOSE. Some states do not allow disclaimer of express or implied warranties in certain transactions, therefore, this statement might not apply to you.

This information could include technical inaccuracies or typographical errors. Changes are periodically made to the information herein; these changes will be incorporated in new editions of the publication. IBM may make improvements and/or changes in the product(s) and/or the program(s) described in this publication at any time without notice.

IBM may use or distribute any of the information you supply in any way it believes appropriate without incurring any obligation to you.

Licensees of this program who wish to have information about it for the purpose of enabling: (i) the exchange of information between independently created programs and other programs (including this one) and (ii) the mutual use of the information which has been exchanged, should contact:

IBM Corporation  
Information Enabling Requests  
Dept. DZWA  
5600 Cottle Road  
San Jose, CA 95193 U.S.A.

Such information may be available, subject to appropriate terms and conditions, including in some cases, payment of a fee.

The licensed program described in this information and all licensed material available for it are provided by IBM under terms of the IBM Customer Agreement, IBM International Program License Agreement, or any equivalent agreement between us.

---

## Programming Interface Information

This information primarily documents information that is NOT intended to be used as Programming Interfaces of CICS VR.

This book also documents intended Programming Interfaces that allow the customer to write programs to obtain the services of CICS VR. This information is identified where it occurs, either by an introductory statement to section or by the following marking:

Programming Interface information

---

## Trademarks

IBM, the IBM logo, and [ibm.com](http://ibm.com)<sup>®</sup> are trademarks or registered trademarks of International Business Machines Corp., registered in many jurisdictions worldwide. Other product and service names might be trademarks of IBM or other companies. A current list of IBM trademarks is available on the Web at Copyright and trademark information at [www.ibm.com/legal/copytrade.shtml](http://www.ibm.com/legal/copytrade.shtml).

UNIX is a registered trademark of The Open Group in the United States and other countries.

---

## Readers' Comments — We'd Like to Hear from You

IBM CICS VSAM Recovery for z/OS  
Version 5 Release 2  
Messages and Problem Determination

Publication No. SC34-2942-00

We appreciate your comments about this publication. Please comment on specific errors or omissions, accuracy, organization, subject matter, or completeness of this book. The comments you send should pertain to only the information in this manual or product and the way in which the information is presented.

For technical questions and information about products and prices, please contact your IBM branch office, your IBM business partner, or your authorized remarketer.

When you send comments to IBM, you grant IBM a nonexclusive right to use or distribute your comments in any way it believes appropriate without incurring any obligation to you. IBM or any other organizations will only use the personal information that you supply to contact you about the issues that you state on this form.

Comments:

Thank you for your support.

Submit your comments using one of these channels:

- Send your comments to the address on the reverse side of this form.
- Send a fax to the following number: +44 1962 816151

If you would like a response from IBM, please fill in the following information:

\_\_\_\_\_  
Name

\_\_\_\_\_  
Address

\_\_\_\_\_  
Company or Organization

\_\_\_\_\_  
Phone No.

\_\_\_\_\_  
Email address





Cut or Fold  
Along Line

Fold and Tape

Please do not staple

Fold and Tape

PLACE  
POSTAGE  
STAMP  
HERE

IBM United Kingdom Limited  
User Technologies Department (MP189)  
Hursley Park  
Winchester  
Hampshire  
United Kingdom  
SO21 2JN

Fold and Tape

Please do not staple

Fold and Tape

Cut or Fold  
Along Line





SC34-2942-00

